

2022



JUN MITSUHASHI

ZETA

DRC
HARDWARE

CATALOG



YOSHIMURA SERT Motul
SYLVAIN GUINTOLI

Photo credit : YOSHIMURA SERT Motul



JMX YAMAHA FACTORY RACING TEAM



JMX Honda Dream Racing Bells



JMX Team Kawasaki R&D



JMX Mountain Riders



JMX UZUSHIO RACING TEAM



WGPMX JK Racing Itary



France MX GMS YAMAHA France

MXGP-Junior MJC yamaha Racing team



TAKA HIGASHINO
Tedesco Photo

FMX Taka Higashino
MX-VIRUS



MOTO BLOG Benjamin Melot
Patric Trahan



SUPERMOTOFOOLS



Photo credit : YOSHIMURA SERT Motul

ENDURANCE WORLD CHAMPIONSHIP
YOSHIMURA SERT Motul



BRITISH SUPERBIKE
Buildbase Suzuki

Z ZETA

CONTROL	4-17
LEVER	18-27
HANDLEBAR ACCESSORIES	28-35
HAND GUARD	36-51
BODY GUARD	52-65
BODY PARTS	66-90
FOOT PARTS	91-95
SUSPENSION	96-107
ACCESSORIES	108

Z CARBON
ZETA RACING PRODUCTS

CARBON	109-110
--------	---------

Z WHEEL

WHEEL	111-127
BRAKE DISC	128-129
BRAKE HOSE	130

DRC
HARDWARE

EXHAUST	131-132
CONTROL	133-137
TOURING	138-141
ELECTRICAL	142-149
BODY PARTS	150-163
DRIVE	164-169
TOOL	170-186
TRANSPORT	187-189
GARAGE	190-194
ACCESSORIES	195

M motion

SEAT / NUMBERS	196-197
----------------	---------

DELTA

EXHAUST	198-199
---------	---------

Z ZETA STREET

CONTROL	200-207
LEVER	208-217
BODY	218-223

Z ZETA TITANIUM

TITANIUM	224-234
----------	---------



**7075-T6
ALUMINUM**



**ZETA
SX3 HANDLEBAR 1 1/8 in (28.6 mm)**

- ZETA revolutionary over-sized handlebar.
- Tested and developed by Japanese factory riders.
- Made of A7075-T6 aluminum for strength and durability.
- Knurled grip area to resist slippage.
- Many bends available for MX racers, ED, Mini racer, Free style, Super Motard, and Trial.
- Includes large size foam bar pad.
- Available in black, red and blue colors.



1
Black

2
Blue

3
Red



Laser printed logos and handlebar positioning gauge for accurate handlebar position setting.



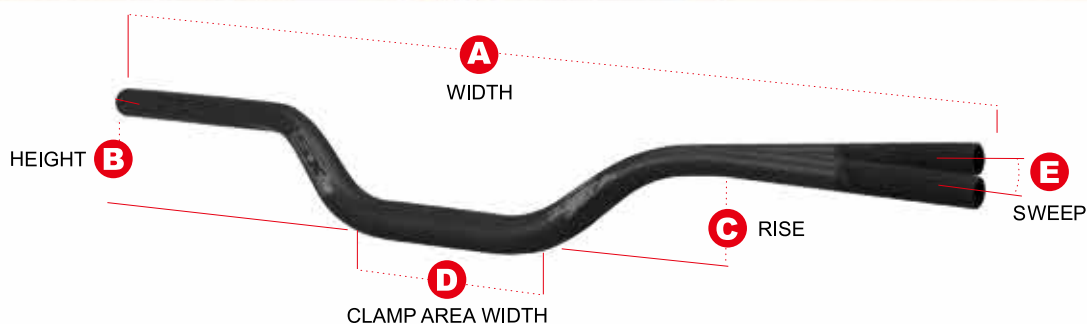
Tapered handlebar provides high rigidity and shock absorption.



Plastic bar end caps installed.
[ZE01-0001](#)



UZUSHIO RACING
IKEMOTO RYOTA



Model	Part #	Handlebar dimensions					Color			Approximate bend
		A	B	C	D	E	Black	Red	Blue	
MX-111	ZE06-111 #	806	83	49	215	53	1	2	3	CR/CRF-Low, KXF-Low
MX-123	ZE06-123 #	806	98	64	215	53	1	2	3	CRF250R/250R'04-07, CRF250R'04-18, CRF450R'04-18, CRF450RX'17-18, CRF250X'04-17, CRF450X'05-22, CRF450L'19-20, CRF450RL'21-22, KX125/250/250F/450F'06-18, KX250/450'19-20, KLX450R'08-09
MX-214	ZE06-214 #	803	95	57	213	54	1	2	3	KX125/250'03-05, RM125/250'02-05, RMZ250'04-06, KX250F'04-05
MX-313	ZE06-313 #	805	80	52	205	60	1	2	3	RM125/250'06-, RMZ250'07-18, RMZ450'05-17, RMX450Z'10-17, DRZ400SM, 125/150SX'08-12, 250SX'08-12, 250/350/450SX-F'08-12, 250XC-F'11-12, 350XC-F'12
MX-414	ZE06-414 #	803	84	55	209	49	1	2	3	YZ125/250'06-20, YZ250F'06-18, YZ450F'06-17, YZ125X'17-20, YZ250X'16-20, YZ250FX'15-19, YZ450FX'16-18, WR250F'13-19, WR450F'13-18
MX-415	ZE06-415 #	804	91	54	210	52	1	2	3	YZ125'21, YZ250'21-22, YZ125X/250X'21-22, YZ250F'19-22, YZ450F'18-22, YZ450FX'19-22, YZ250FX'20-22, WR250F'20-22, WR450F'19-22, CRF250R'19-21, CRF450R'19-22, CRF450RX'19-22
MX-542	ZE06-542 #	811	79	42	195	50	1			KTM SX/SX-F/XC-F/XC/XC TPI'16-22
MX-543	ZE06-543 #	805	88	61	205	40	1			KTM EXC/EXC TPI/EXC-F/XC-W/XC-W TPI'16-22
Super-Low	ZE06-602 #	805	65	29	200	48	1			
Super Moto-Low	ZE06-661 #	800	80	45	200	62	1			
Super Moto-Medium	ZE06-665 #	800	95	60	200	62	1			
FMX	ZE06-671 #	802	108	70	220	54	1			EIGO SATO MODEL
FMX-TAKA	ZE06-674 #	777	123	70	228	56	1			TAKA HIGASHINO MODEL
Trial Competition	ZE06-754 #	797	99	62	178	45	1			FUMITAKA NOZAKI MODEL
Mini Racer-Low	ZE06-922 #	740	95	62	190	55	1			YZ65, RM85, KX85, YZ85'19-20
Mini Racer-Medium	ZE06-931 #	750	110	77	195	55	1			CR85, CRF150R, YZ85'-18
Mini Racer-HIGH	ZE06-942 #	760	125	92	205	55	1			

#Add color number to complete number for ordering.



Comes with large foam SX Bar pad.



Front

ZETA
BAR PAD

- Designed for use with ZETA SX handlebars.
 - Graphics resistant to power washers and stains.
 - Provides rider protection while padding the bar mount area.
- Size W 170 mm x D 80 mm x H 65 mm

Part #	Color
ZE01-0132	Black

CONTROL



LEVER



HANDLEBAR ACCESSORIES



HAND GUARD



BODY GUARD



BODY PARTS



FOOT PARTS



SUSPENSION



ACCESSORIES



CARBON



7075-T6 ALUMINUM



CONTROL



LEVER



HANDLEBAR ACCESSORIES



HAND GUARD



BODY GUARD



BODY PARTS



FOOT PARTS



SUSPENSION



ACCESSORIES



CARBON



ZETA CX HANDLEBAR 7/8 (22.2 mm)

- ZETA 22.2 mm handlebar for top riders.
- Made of durable 7075 - T6 aluminum with brace on the handlebar to provide direct control.
- Laser printed logos and handlebar positioning gauge for accurate handlebar position setting.
- Knurled grip area to resist slippage.
- Comes with plastic bar end cap and comp handlebar pad.
- Many bends available for MX racers, ED, Mini racers, Super motard and Trial.
- Available in black, red and blue colors.



Laser printed logos and handlebar positioning gauge for accurate handlebar position setting.




Comes with high gloss bar pad.




Plastic bar end caps installed.

Part #
ZE01-0001



Model	Part #	Handlebar dimensions					Color			Approximate bend
		A	B	C	D	E	Black	Red	Blue	
MX-111	ZE09-111 #	806	83	49	215	53	1	2	3	CR/CRF-Low, KXF-Low
MX-123	ZE09-123 #	806	98	64	215	53	1	2	3	CR125R/250R'04-07, CRF250R'04-18, CRF450R'04-18, CRF450RX'17-18, CRF250X'04-17, CRF450X'05-22, CRF450L'19-20, CRF450RL'21-22, KX125/250/250F/450F'06-18, KX250/450'19-20, KLX450R'08-09
MX-214	ZE09-214 #	803	95	57	213	54	1	2	3	KX125/250'03-05, RM125/250'02-05, RMZ250'04-06, KX250F'04-05
MX-412	ZE09-412 #	800	90	63	213	58	1	2	3	YZ125/250/250F/450F'03-05, WR250F/450F03-05
Dual Sport-Medium	ZE09-645 #	800	90	61	200	78	1	2	3	DRZ400S/SM, KLX250-'07, D-TRACKER-'07, CRF250L/M, CRF250L(S), CRF250RALLY, CRF250RALLY(S), CRF300L CRF300L RALLY
Super Moto-Low	ZE09-661 #	800	80	45	200	62	1	2	3	SEROW250
Super Moto-Medium	ZE09-665 #	800	95	60	200	62	1	2	3	KLX250'08-15, D-TRACKER'08-15, WR250R/X
Mini Racer-Low	ZE09-922 #	740	95	62	190	55	1			RM85, KX85
Mini Racer-Medium	ZE09-931 #	750	110	77	195	55	1			CR85, CRF150R, YZ85-'18
Mini Racer-HIGH	ZE09-942 #	760	125	92	205	55	1			

Add color number to complete number for ordering.



Model	Part #	Handlebar dimensions					Color			Approximate bend
		A	B	C	D	E	Gray	Red	Blue	
Dual Sport-Low	ZE07-641 #	800	75	46	200	78	8	3	2	XR250/Baja/Motard, XR230/Motard, SEROW225
Dual Sport-Medium	ZE07-645 #	800	90	61	200	78	8	3	2	DRZ400S/SM, KLX250-'07, D-TRACKER-'07, CRF250L/M, CRF250L(S), CRF250RALLY, CRF250RALLY(S), CRF300L/RALLY
Motard-Low	ZE07-661 #	800	80	45	200	62	8	3	2	SEROW250
Motard-Medium	ZE07-665 #	800	95	60	200	62	8	3	2	KLX250'08-16, D-TRACKER'08-16, WR250R/X
50-Mini	ZE07-902 #	715	215	193	145	40	8			CRF50, TTR50, DRZ50/70
110-Mini	ZE07-904 #	743	173	144	190	45	8			KLX110/L
Mini-Trail	ZE07-993 #	775	106	80	181	60	8	3	2	KLX125, D-TRACKER125, KLX150S, XTZ125

#Add color number to complete number for ordering.

ZETA COMP HANDLEBAR 7/8 in (22.2 mm)

- Upgrade comp handlebar for all riders.
- Made of a strong and durable material.
- Available in titanium, red and blue anodized colors.
- Knurled grip area to resist slippage.
- Comes with plastic bar end caps.
- Laser printed position grid.



Laser printed logos and handlebar positioning gauge for accurate handlebar position setting.



Plastic bar end caps installed.

Part # [ZE01-0001](#)



ZETA COMP BAR PAD

- Provides rider protection while padding the bar mount area.
- Graphics resistant to power washers and stains.
- Available in 4 colors.

Standard size

Part #	Color	Size
ZE47-9131	Blue	254 mm (10")
ZE47-9132	Black	
ZE47-9133	Red	
ZE47-9136	White	

Mini size

Part #	Color	Size
ZE47-9232	Black	220 mm (8.8")

CONTROL



LEVER



HANDLEBAR ACCESSORIES



HAND GUARD



BODY GUARD



BODY PARTS



FOOT PARTS



SUSPENSION




ACCESSORIES



CARBON




ZETA
SPECIALIZED HANDLEBAR CT125/TRAIL125

- Aluminum handlebar specially designed for the CT125 Hunter Cub.
- Wide upbend with the smooth shape that only aluminum handlebars can provide, emphasizing off-road performance and stability.
- Includes position grid for easy setting of handlebar position. (1).
- Installation is a bolt-on design with pre-drilled holes for the switch box. (2)
- Also compatible with ZETA Adventure Armor Handguard CT125 (P45) for easy and secure fit. (3)
- Included stays that fit the stock blinkers, allowing the position to be moved. (4)
- The stock cables and wiring can be installed without modification.
- Sandblasted, black anodized finish.

Please note

No knurling of grip mounting area, crossbar and plastic bar end caps are not included. The stock bar end plugs cannot be used.

Use ZETA bar end plugs or bar end plugs with handlebar inner diameter of 13.8mm. See p.7 for handlebar dimensions. Compatible with stock cables.

Model	Part #	Handlebar dimensions					Color
		A	B	C	D	E	
CT125'20- Trail125'21-	ZE07-996	773	187	155	201	68	Black


ZETA
SPECIALIZED HANDLEBAR MONKEY125

- Made of Aluminum wide up bend creates smooth shape and provides driving performance and stability.
- Brace increases the rigidity of the handle and provides direct handling and vibration reduction effect.
- Position grid makes a handle position setting easy.
- Protect your chin from unexpected accidents by attaching an optional bar pad (supports up to 220 mm in width). Sandblasting / Black alumite finish.
- The handle mounting is a bolt-on design with holes for the switch box.(1)
- Equipped with M6 insert nut on the bar end.(2)
- A stock bar end plug etc. can be installed.(P.33),(3)
- Compatible with ZETA Adventure Hand Guard for Monkey 125 (P.45), it fits easily and securely.(4)

Model	Part #	Handlebar dimensions					Color
		A	B	C	D	E	
MONKEY125'19-21	ZE07-995	710	185	145	205	95	Black


ZETA
SPECIALIZED HANDLEBAR CROSS CUB 110

- Made of Aluminum wide up bend creates smooth shape and provides driving performance and stability.
- Stock cables and wiring can be installed without alteration.
- The handle mounting is a bolt-on design with holes for the switch box.(1)
- With "Position Grid" that facilitates handle position setting.(2)
- The optional ZETA bar end plug (P.33) can be installed. Stock bar end cannot be installed.(3)
- Compatible with ZETA Adventure Armor Hand Guard (P.41), it fits easily and securely.(4)

*No knurling on the grip mounting part, crossbar and plastic bar end cap are not included.

Model	Part #	Handlebar dimensions					Color
		A	B	C	D	E	
CROSS CUB110'18-	ZE07-994	780	123	110	180	75	Black



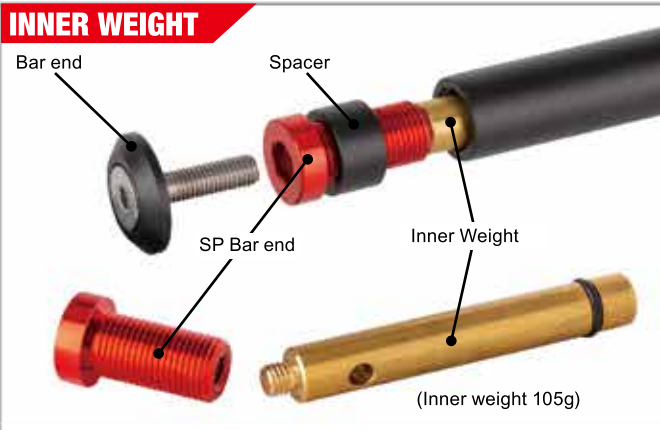
CROSS BAR

Ability to attach mobile devices.
 "Vibration suppression of the handlebar. (Mounting range 180mm)"
 * Bar pad cannot be installed.



RIDING POSITIONS

The length of the handlebar is selectable using the SP bar end adapter and spacer. Works for mini trails and full-size bikes.



Detachable brass inner weight.
 Inner can be removed for lighter weight and to suppress uncomfortable vibrations.



ARMOR HAND GUARD

Directly attachable to the SP bar end adapter. Easily installable and securely fixed.
 * When installing on the Adventure Armor Handguard, check for any interference with the brake banjo bolt.
 * The anchor bolts included with the armor hand guard are not used.



BAR END PLUGS

Easily attachable to the SP bar end adapter and securely fixed.
 * When installing a closed grip, the bar end cannot be used.
 * ZETA bar end plug series cannot be installed.


ZETA EXPLORER HANDLEBAR

- Equipped with the best functions and inner weight for touring.
- Available 2 bends, S-1 for sport bend, T-2 for long touring bend.
- Selectable total length using the SP bar end and spacer for your favorite position.

* Use the Bar Rise series (P13) to change the height of the handlebar.
 * The bar pad cannot be attached.

Part #	Model	Handlebar dimensions (mm)				
		A	B	C	D	E
ZE07-0100	S-1 Sports Type	775 (800)	90(92)	60	184	60(63)
ZE07-0150	T-1 Touring Type	775 (800)	90(92)	60	184	82(85)

* Size shows handlebar width with SP bar end.
 Size in brackets shows handlebar width with spacer.



DETAIL

High-strength aluminum sandblasted with black anodized finish
 Laser print is placed in each part.



ZETA EXPLORER HANDLEBAR REPLACEMENT BAR ENDS

Part #
 ZE07-0900

CONTROL



LEVER



HANDLEBAR ACCESSORIES



HAND GUARD



BODY GUARD



BODY PARTS



FOOT PARTS



SUSPENSION



ACCESSORIES



CARBON



ZETA HANDLEBAR CLAMP KIT

- Adjustment system to fit each rider's size, style and type of riding .
- The innovative adjusting system gives you the option of 8 different " back and forth " positions . (Maximum)
- The optional lower clamp enables a total of 4 different heights .
- Provides 32 different positions to fit anyone's needs . (Maximum)
- Made of CNC machined 7000 grade aluminum .
- Available for SX over-sized bars and Comp standard-sized bars as well .



CRF250R/450R
ZE11-1124



CRF250R/450R
ZE11-1125

WR250R/X
ZE11-4252

CRF125F
ZE11-1102

CRF250L/M/RALLY
ZE11-1256

DRZ400SM
ZE11-3403



The one-piece upper bar clamp helps stabilize handlebar and prevents bar twist when falling down.



One piece stabilizer is set by 4 special bolts. To securely mount handlebar, the clamp is designed to be tightened first with the 2 front side bolts, then the 2 rear side bolts.



Reinforcing ribs are positioned for maximized strength and minimized weight.



Specially designed lower bar clamp provides the option of 8 different back and forth positions in 5 mm increments. (Maximum)



The two holes allow 2 back and forth positions of the handlebar clamp on the top clamp. Utilizing the optional lower clamp enables different handlebar height positions.



Front fork clamp area designed to securely clamp the front fork. Specially designed front fork bolts are made of stainless to prevent corrosion.

CONTROL



LEVER



HANDLEBAR ACCESSORIES



HAND GUARD



BODY GUARD



BODY PARTS



FOOT PARTS



SUSPENSION



ACCESSORIES



CARBON



Bike (Competition)	Year	Part #		Bar Clamp Size (mm)	
		SX	COMP	Upper	Lower
HONDA					
CR85R	03-07	ZE11-1081	ZE12-1081	80	50
CRF150R	07-22	ZE11-1081	ZE12-1081	80	50
CRF250R	08-09	ZE11-1123	ZE12-1123	90	35
	10-17	ZE11-1124	-	90	35
CRF250R(REDBODY)	10-17	ZE11-1125	-	90	35
CRF450R	08	ZE11-1123	ZE12-1123	90	35
	09-16	ZE11-1124	-	90	35
CRF450R(REDBODY)	09-16	ZE11-1125	-	90	35
CRF110F(REDBODY) #	13-22	ZE11-1102	ZE12-1102	80	35
CRF125F(REDBODY) #	14-22	ZE11-1102	ZE12-1102	80	35
CRF230F	03-15	ZE11-1235	ZE12-1235	90	35
CRM250R/AR	94-98	ZE11-1252	ZE12-1252	90	35
CRF250L(REDBODY)	12-20	ZE11-1256	ZE12-1256	90	35
CRF250L(REDBODY)	21	ZE11-1256	ZE12-1256	90	35
CRF250L(S)(REDBODY)	21	ZE11-1256	ZE12-1256	90	35
CRF250M(REDBODY)	13-17	ZE11-1256	ZE12-1256	90	35
CRF250RALLY(REDBODY)	17-20	ZE11-1256	ZE12-1256	90	35
CRF250RALLY(REDBODY)	21	ZE11-1256	ZE12-1256	90	35
CRF250RALLY(S)(REDBODY)	21	ZE11-1256	ZE12-1256	90	35
CRF300L(REDBODY)	21	ZE11-1256	ZE12-1256	90	35
CRF300RALLY(REDBODY)	21	ZE11-1256	ZE12-1256	90	35
XR250/MOTARD	03-07	ZE11-1252	ZE12-1252	90	35
XR400 MOTARD	05-08	ZE11-1252	ZE12-1252	90	35
YAMAHA					
YZ80/85	93-18	ZE11-4081	ZE12-4081	80	50
YZ125	06-22	ZE11-4124	ZE12-4124	90	35
YZ250	06-22	ZE11-4124	ZE12-4124	90	35
YZ125X	17-22	ZE11-4124	ZE12-4124	90	35
YZ250X	16-22	ZE11-4124	ZE12-4124	90	35
YZ250F	06-08	ZE11-4124	ZE12-4124	90	35
	09-11	ZE11-4127	-	90	40
YZ450F	06-08	ZE11-4124	ZE12-4124	90	35
	09	ZE11-4127	-	90	40
WR250F	05	-	-	90	35
WR450F	05	-	-	90	35
TT-R50E	06-21	-	ZE12-4051	-	-
TRICKER	04-18	ZE11-4232	ZE12-4232	80	35
SEROW250	05-20	ZE11-4233	ZE12-4233	80	35
XT250X	06-17	-	ZE12-4233	80	35
WR250R/X(BLUE BODY)	07-20	ZE11-4252	ZE12-4252	90	35
KAWASAKI					
KX80	98-00	ZE11-2082	ZE12-2082	80	50
KX85	01-22	ZE11-2082	ZE12-2082	80	50
KX100	98-21	ZE11-2082	ZE12-2082	80	50
KX112	22	ZE11-2082	ZE12-2082	80	50
KX250F	06-08	ZE11-2125	ZE12-2125	90	35
	09-10	ZE11-2129	-	90	35
KX450F	06-08	ZE11-2126	ZE12-2126	90	35
	09-12	ZE11-2128	-	90	35
KLX110/L	02-22	-	-	80	35
KLX250	98-07	-	-	90	35
	08-20	-	-	90	35
D-TRACKER/X	98-07	-	-	90	35
	08-16	-	-	90	35
SUZUKI					
RM85	02-19	ZE11-3081	ZE12-3081	80	50
RM125	05-08	ZE11-3122	ZE12-3122	90	40
RM250	04-08	ZE11-3122	ZE12-3122	90	40
RMZ250	07-15	ZE11-3123	ZE12-3123	90	40
RMZ450	05-09	ZE11-3123	ZE12-3123	90	40
DRZ50/70	08-20	-	ZE12-3051	-	-
250SB	02-06	-	-	90	35
DRZ400SM(BLACK BODY)	04-19	ZE11-3403	-	90	40

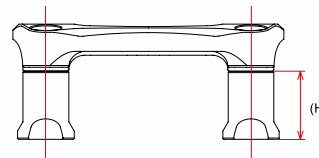
No fuel warning light from 19'



ZETA OPTION LOWER CLAMP

- Optional lower clamps for adjusting the height of handlebar.
- Available in 4 different heights.
- Set-ups range from 35 mm to 65 mm in 10 mm increments.

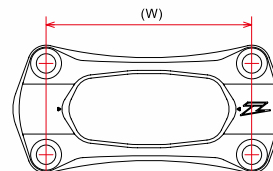
Part #	Height (H)	Handlebar clamp Dimension
ZE31-4135	35mm (1.2")	COMP 22.2mm (1 1/8" bars)
ZE31-4140	40mm (1.6")	
ZE31-4150	50mm (2.0")	
ZE31-4165	65mm (2.6")	
ZE31-4235	35mm (1.2")	SX 28.6mm (7/8" bars)
ZE31-4240	40mm (1.6")	
ZE31-4250	50mm (2.0")	
ZE31-4265	65mm (2.6")	



ZETA OPTION UPPER CLAMP

- Replacement stabilizer for ZETA handlebar clamp kit.
- Use with optional lower bar clamp when changing bar size.

Part #	Wide (W)	Handlebar clamp Dimension
ZE31-2180	80mm (3.2")	COMP 22.2mm (1 1/8" bars)
ZE31-2190	90mm (3.5")	
ZE31-3180	80mm (3.2")	SX 28.6mm (7/8" bars)
ZE31-3190	90mm (3.5")	



CONTROL



LEVER



HANDLEBAR ACCESSORIES



HAND GUARD



BODY GUARD



BODY PARTS



FOOT PARTS



SUSPENSION



ACCESSORIES



CARBON





**CRF250L/M
RALLY**



CONTROL



LEVER



**HANDLEBAR
ACCESSORIES**



**HAND
GUARD**



**BODY
GUARD**



**BODY
PARTS**



**FOOT
PARTS**



SUSPENSION



ACCESSORIES



CARBON



**ZETA
TRIPLE CLAMP KIT**

- Complete triple clamp kits for CRF250L/M/RALLY, WR250R/X and DRZ400SM.
- Clamp body is made of CNC machined durable aluminum with beautiful anodized finish.
- Comes with upper and lower clamps, stem shaft, stem nuts and SX bar size (28.6 mm) clamp.

Part #	Bike	Year	Color
ZE14-1256	CRF250L	12-20	Red
ZE14-1256	CRF250L(S),CRF300L	21	Red
ZE14-1256	CRF250M	13-17	Red
ZE14-1256	CRF250RALLY	17-20	Red
ZE14-1256	CRF250RALLY(S),300RALLY	21	Red
ZE14-4252	WR250R/X	07-20	Blue
ZE14-4253	WR250X (3mm offset)	07-17	Black
ZE14-3403	DRZ400SM	04-19	Black

CAUTION

- This kit does not come with stem bearings.
- OE lower clamp bearing, dust seal and 2 of main switch mount bolts may be required for installing this top triple clamp kit.
- Press fit machine or special bearing installation tool would be required for lower clamp bearing installation.



**WR250R/X
BLUE**



DRZ400SM

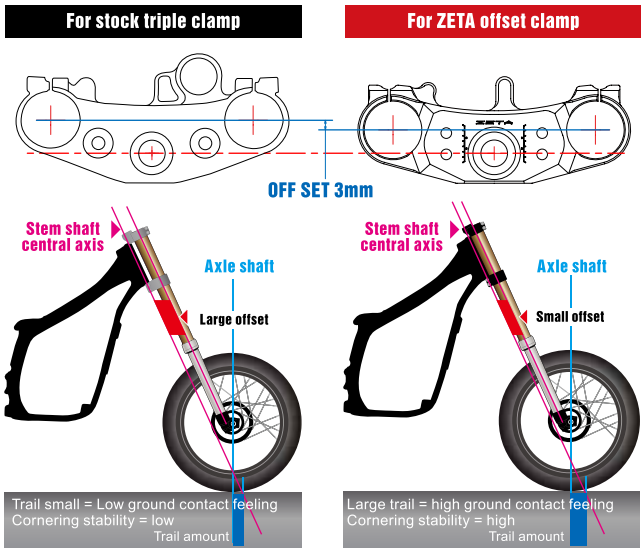


**WR250X
BLACK
(3 MM OFFSET)**

**ZETA
TRIPLE CLAMP KIT 3 mm OFFSET CLAMP**

- 3 mm front fork offset clamp increases trail amount, provides quicker and more stable handling for super moto riding.

Part #	Bike	Year	Color
ZE14-4253	WR250X (3 mm offset)	07-17	Black



Trail small = Low ground contact feeling
Cornering stability = low
Trail amount

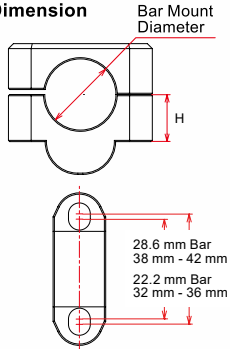
Large trail = high ground contact feeling
Cornering stability = high
Trail amount

In the case of the WR250X, the outer diameter of the tire is reduced from 21 inches to 17 inches of the WR250R, so the casters stand and the trail amount is significantly reduced compared to the WR250R. This makes it easier for the steering wheel to be cut or to be affected by swinging the steering wheel at corners.

By bringing the front fork closer to the steering shaft (offset 3 mm), the trail amount is reduced to 17 inches and the stability is improved. The effect is seen from the middle of the corner to the rise of the corner, enabling stable cornering. In addition, the high-rigidity clamp improves stability and drift controllability in high-speed corners.



BAR RISE KIT Dimension



ZETA BAR RISE KIT

- Universal bar riser kit for over sized (28.6 mm, 1 1/8") bar mount and standard sized (22.2 mm, 7/8") bar mount.
- Provides 19 mm and 30 mm higher bar position than stock bar position.
- For use on dirt bikes and ATVs.
- Comes with bar clamp bolts. - Made of A7009 aluminum.

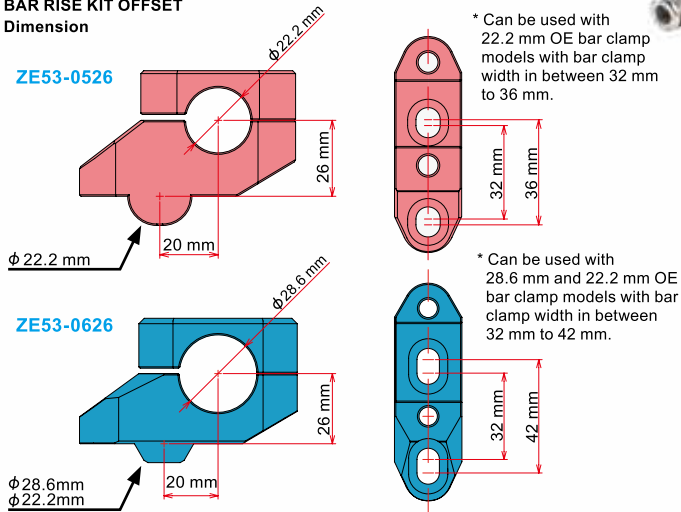
Part #	Bar Clamp	Size (H)
ZE53-0119	22.2 mm	19 mm
ZE53-0219	22.2 mm	30 mm
ZE53-0130	28.6 mm	19 mm
ZE53-0230	28.6 mm	30 mm

ZETA BAR RISE KIT OFFSET

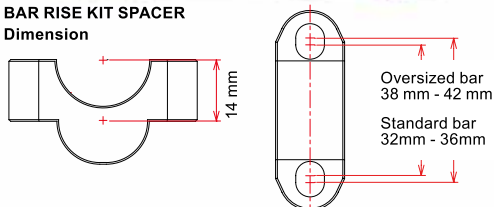
- Allow your handle position to offset 20 mm in the front and back directions (height 26 mm UP).
- Available for 22.2 mm and 28.6 mm bar clamp.
- ZE53-0626 can be used with both 28.6 mm and 22.2 mm bar clamp.

Part #	Size (Height)	Handlebar diameter
ZE53-0526	22.2 mm	φ 22.2 mm
ZE53-0626	22.2 mm	φ 28.6 mm
	28.6 mm	

BAR RISE KIT OFFSET Dimension



BAR RISE KIT SPACER Dimension



ZETA BAR RISE KIT SPACER H : 14mm

- Universal spacers that are used in combination with a genuine upper clamp to raise the handle position.
- The height is 14 mm which is suitable for fine adjustment with less interference of wires.
- Can also be used to avoid handle interference when the fork protrusion amount is increased.
- Stainless steel M8 flange bolt 45 mm / M 8 cap bolt 40 mm corresponding to genuine upper clamp shape depending on the model is included 4 each.
- Lineup for standard diameter bar (22.2 mm) and oversized diameter bar (28.6 mm).

Part #	Size (H)
ZE53-0714	22.2 mm
ZE53-0814	28.6 mm



ZETA RX CLAMP KIT

- Designed for easy installation of over-sized bars (1 1/8") to stock rubber-mounted top clamp.
- Accepts 28.6 mm (1 1/8") handlebars with OEM triple clamps.
- The one-piece top bar mount helps stabilize rubber-mounted bars.
- Made of CNC machined A7009 aluminum.

Bike	Year	Part #
HONDA		
CR125R	00-07	ZE32-4011
CR250R	99-07	ZE32-4011
CRF250R	04-18	ZE32-4011
CRF450R	02-18	ZE32-4011
CRF450RX	17-18	ZE32-4011
CRF450L	19-20	ZE32-4011
CRF450RL	21-22	ZE32-4011
CRF250X	04-17	ZE32-4011
CRF450X	05-17	ZE32-4011
YAMAHA		
WR250R/X	07-20	ZE32-4045
KAWASAKI		
KX125	06-08	ZE32-4051
KX250	05-08	ZE32-4051
KX250F #1	05-18	ZE32-4051
KX250 #1	19	ZE32-4051
KX450F #2	06-18	ZE32-4051
KX450 #2	19-20	ZE32-4051
SUZUKI		
RMZ250	05-06	ZE32-4051

#1 2012-2020 model can set only near side.
#2 2015-2019 model can set only near side.



ZE32-4011



CRF450L

ZETA RX2 CLAMP KIT

- Two-piece handlebar clamp kit developed for easy installation of over-sized bars (1 1/8") to stock rubber-mounted top clamp.
- Specially designed bolts enable three different back and forth positions. (stock , stock + / - 4 mm)
- Available for CR, CRF, KX, KXF and WR250R / X .
- The height is not adjustable.

#3 WR250R / X and KLX230R clamp is 10 mm higher than stock bar position.

Bike	Year	Part #
HONDA		
CR125R	00-07	ZE32-4201
CR250R	99-07	ZE32-4201
CRF250R	04-18	ZE32-4201
CRF450R	02-18	ZE32-4201
CRF450RX	17-18	ZE32-4201
CRF250X	04-17	ZE32-4201
CRF450X	05-17	ZE32-4201
CRF450L	19-22	ZE32-4201
CRF450RL	19-22	ZE32-4201
YAMAHA		
WR250R/X	07-20	ZE32-4245
WR250R/X #3	07-20	ZE32-4255
KAWASAKI		
KX125	06-08	ZE32-4201
KX250	05-08	ZE32-4201
KX250F	05-18	ZE32-4201
KX250	19-20	ZE32-4201
KX450F	06-18	ZE32-4201
KX450	19-20	ZE32-4201
KLX230 #3	20-21	ZE32-4255
KLX230R #3	20-21	ZE32-4255
SUZUKI		
RMZ250	05-06	ZE32-4201



ZE32-4201

ZE32-4245



WR250R

ZETA RUBBER KILLER

- Solid cones for rubber bar mounted stock triple top clamps.
- Provides direct control and prevents bar twist when falling down.
- Finished in anodized red, blue, orange and h-blue colors.
- Comes in a set of 4 solid cones.
- Made of A7009 aluminum.

Part #	Bike	Color
ZE37-0311	HONDA	Red
ZE37-0321	KAWASAKI	Red
ZE37-0322	KAWASAKI	Blue
ZE37-0331	SUZUKI	Red
ZE37-0341	YAMAHA	Blue
ZE37-0351	HUSQVARNA	Blue
ZE37-0352	KTM	Orange
ZE37-0359	HUSQVARNA	H-Blue



ZE37-0311

ZE37-0322

ZE37-0352

ZE37-0359



KTM 350SX-F

CONTROL



LEVER



HANDLEBAR ACCESSORIES



HAND GUARD



BODY GUARD



BODY PARTS



FOOT PARTS



SUSPENSION



ACCESSORIES



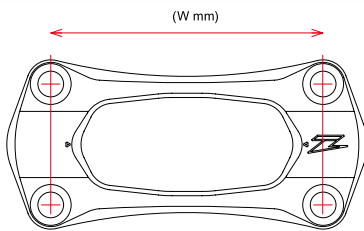
CARBON





ZETA
COMP STABILIZER 7/8 in (22.2mm)

- One-piece top bar mount for standard 7/8" bars.
- Improves steering control and rigidity.
- Install with stock handlebar clamp bolts.
- Made of CNC machined A7009 aluminum.



ZETA
SX STABILIZER 1 1/8 in (28.6 mm)

- One-piece top bar mount for oversized 1 1/8" bars.
- Improves steering control and rigidity.
- Comes with bar clamp bolts.
- Made of CNC machined A7009 aluminum.



Bike	Year	Comp	
		Part #	(W)
HONDA			
CR125R	95-99	ZE33-2100	100
CR250R	95-98	ZE33-2100	100
CRM250R/AR	89-98	ZE33-2100	100
CRF150L	18	ZE33-2100	100
CRF250L	12-21	ZE33-2100	100
CRF250L(S)/RALLY(S)	21	ZE33-2100	100
CRF250RALLY	17-21	ZE33-2100	100
CRF300L/RALLY	21	ZE33-2100	100
XLR125R/200R	93-00	ZE33-2100	100
XLR250/XR250, BAJA	-94	ZE33-2100	100
XR230	05-12	ZE33-2100	100
XR250/BAJA/MOTARD	95-07	ZE33-2100	100
XR250R/400R	96-04	ZE33-2100	100
XR600R/650R	88-06	ZE33-2100	100
FTR223, SL230	97-08	ZE33-2100	100
YAMAHA			
YZ80/85	93-14	ZE33-2085	85
YZ125/250	90-06	ZE33-2100	100
YZ250F	01-05	ZE33-2100	100
YZ400F-450F	98-05	ZE33-2100	100
WR250F	99-06	ZE33-2100	100
WR400F-450F	99-06	ZE33-2100	100
DT125/200	88-92	ZE33-2100	100
DT200WR	91-96	ZE33-2100	100
DT230 LANZA	97-98	ZE33-2085	85
TTR125	00-04	ZE33-2085	85
TTR250R/RAID	93-07	ZE33-2100	100
TW200	91-04	ZE33-2085	85
SEROW225WE/250, XT225	93-20	ZE33-2085	85
TRICKER	04-18	ZE33-2085	85
WR155R	20	ZE33-2100	100
WR250R/X	07-20	ZE33-2100	100
XTZ125	03-17	ZE33-2085	85
XTZ50X	06-17	ZE33-2085	85

Bike	Year	Comp	
		Part #	(W)
KAWASAKI			
KX60/65	94-22	ZE33-2085	85
KX80/85/100	96-22	ZE33-2085	85
KX112	22	ZE33-2085	85
KX125	06-08	ZE33-2098	98
KX250	05-08	ZE33-2098	98
KX250F #2	05-18	ZE33-2098	98
KX250 #2	19	ZE33-2098	98
KX450F #1	06-18	ZE33-2098	98
KX450 #1	19-20	ZE33-2098	98
KLX125/D-TRACKER125	10-16	ZE33-2085	85
SUZUKI			
RM125	96-05	ZE33-2098	98
	96-00	ZE33-2098	98
RM250	01	ZE33-2100	100
	02-05	ZE33-2098	98
RMZ250	05-06	ZE33-2098	98
DRZ250, DR250R, DJEBEL250XC	95-07	ZE33-2100	100
DRZ400S/R/SM	00-17	ZE33-2098	98
TS125R/200R		ZE33-2100	100
SX/DR/DF125/200		ZE33-2100	100
RMX250S/R	96-98	ZE33-2100	100

#1 2012-2020 model can set only near side.
#2 2015-2019 model can set only near side.

Bike	Year	SX	
		Part #	(W)
YAMAHA			
YZ125/250	07-22	ZE33-3100	100
YZ125X	17-22	ZE33-3100	100
YZ250X	16-22	ZE33-3100	100
YZ250F	06-08	ZE33-3100	100
	14-20	ZE33-3103	103
YZ400F-450F	06-08	ZE33-3103	103
	14-19	ZE33-3103	103
YZ250FX	15-21	ZE33-3103	103
YZ450FX	16-20	ZE33-3103	103
WR250F	07-09	ZE33-3100	100
	15-21	ZE33-3103	103
WR400F-450F	07-09	ZE33-3100	100
	16-19	ZE33-3103	103
TENERE700	20	ZE33-3100	100
SUZUKI			
RM125	06-08	ZE33-3096	96
RM250	06-08	ZE33-3096	96
RMZ250	07-19	ZE33-3096	96
RMZ450	05-22	ZE33-3096	96
RMX450Z	10-19	ZE33-3096	96
KTM			
125-450 SX/SX-F/XC/XC-F	00-22	ZE33-3091	90
125-530 EXC/EXC-F/XC-W/XCF-W	00-22	ZE33-3091	90
HUSQVARNA			
TC/FC 125-450	14-22	ZE33-3091	90
TE/FE/TX/FX 125-501	14-22	ZE33-3091	90



ZETA
SX3 CLAMP KIT

- Adapts stock 22.2 mm (7/8") bar mounts to accept 28.6 mm (1 1/8") handlebars.
- Adds 20 mm (4/5") to bar height. Please take this into consideration when selecting bars.

Part #
ZE32-1200

CONTROL



LEVER



HANDLEBAR ACCESSORIES



HAND GUARD



BODY GUARD



BODY PARTS



FOOT PARTS



SUSPENSION



ACCESSORIES



CARBON





Black

Red

Blue

STEERING STEM NUT



Blue

Orange

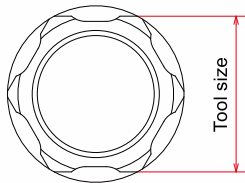
H-Blue

STEERING STEM BOLT

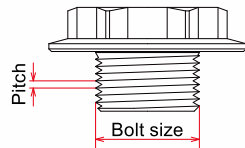
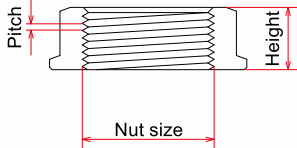
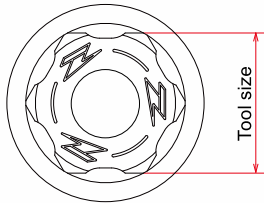
ZETA STEERING STEM NUT & BOLT Application : P17

- CNC Machined steering stem nut and bolt.
- Made of 7000 grade aluminum, light weight design.
- Available in red, blue, black and orange anodized colors.
- Bolt type for KTM in and Husqvarna.

STEERING STEM NUT



STEERING STEM BOLT



Bolt / Nut size Pitch Tool size Height
M26 x P1.0 - 32 H10

*Verify stock bolt size before purchase



KTM



KX450F



SEROW250



GRF250L



Ti-color

Red

Black

Blue

ZETA STEM CAP

- Aluminum stem shaft cap keeps dirt and mud out to prevent rust inside of the stem shaft.
- Made of 7000 grade aluminum and light weight design.
- Available in titanium, black, blue and red anodized colors with cool laser print Zeta logo.
- Leaf springs hold inside of stem shaft and won't come off even in hard riding.
- Fits shaft inner diameter from 13 mm to 17.5 mm, fits almost all of dirt, super moto and dual sport bikes.

Part #	Color
ZE58-4130	Ti-color
ZE58-4131	Black
ZE58-4132	Blue
ZE58-4133	Red



GRF450R



YZ450F

Bike	Year	Size	Part number					
			Black	Blue	Red	Orange	H-Blue	
HONDA								
CR85R/RII	03-07	M24xP1.0-30 H12	-	-	ZE58-2123	-	-	
CR125R/250R	01-07	M26xP1.0-32 H10	ZE58-2121	-	ZE58-2323	-	-	
CRF150R/R2	07-22	M24xP1.0-30 H12	ZE58-2121	-	ZE58-2123	-	-	
CRF250R	04-22	M26xP1.0-32 H10	-	-	ZE58-2323	-	-	
CRF450R	02-22	M26xP1.0-32 H10	-	-	ZE58-2323	-	-	
CRF250RX	19-22	M26xP1.0-32 H10	-	-	ZE58-2323	-	-	
CRF450RX	17-22	M26xP1.0-32 H10	-	-	ZE58-2323	-	-	
CRF450L	19-20	M26xP1.0-32 H10	-	-	ZE58-2323	-	-	
CRF450RL	21-22	M26xP1.0-32 H10	-	-	ZE58-2323	-	-	
CRF250X	04-17	M26xP1.0-32 H10	-	-	ZE58-2323	-	-	
CRF450X	05-22	M26xP1.0-32 H10	-	-	ZE58-2323	-	-	
CRF125F	15-22	M24xP1.0-30 H12	ZE58-2121	-	ZE58-2123	-	-	
CRF230F	03-19	M24xP1.0-30 H12	ZE58-2121	-	ZE58-2123	-	-	
CRF250F	19-22	M24xP1.0-30 H12	ZE58-2121	-	ZE58-2123	-	-	
XR50R/CRF50F	99-17	M22xP1.0-30 H12	-	ZE58-2032	ZE58-2033	-	-	
CRM50/80	88-99	M24xP1.0-30 H12	ZE58-2121	-	ZE58-2123	-	-	
CRM250R	89-96	M24xP1.0-30 H12	ZE58-2121	-	ZE58-2123	-	-	
CRM250AR	97-00	M24xP1.0-30 H12	ZE58-2121	-	ZE58-2123	-	-	
GROM	13-22	M24xP1.0-30 H12	ZE58-2121	-	ZE58-2123	-	-	
CT125	20-21	M24xP1.0-30 H12	ZE58-2121	-	ZE58-2123	-	-	
TRAIL125	21	M24xP1.0-30 H12	ZE58-2121	-	ZE58-2123	-	-	
MONKEY125	19-22	M24xP1.0-30 H12	ZE58-2121	-	ZE58-2123	-	-	
CRF150L	18	M24xP1.0-30 H12	ZE58-2121	-	ZE58-2123	-	-	
CRF250LM	12-21	M24xP1.0-30 H12	ZE58-2121	-	ZE58-2123	-	-	
CRF250L(S)/RALLY(S)	21	M24xP1.0-30 H12	ZE58-2121	-	ZE58-2123	-	-	
CRF250RALLY	17-21	M24xP1.0-30 H12	ZE58-2121	-	ZE58-2123	-	-	
CRF300L/RALLY	21	M24xP1.0-30 H12	ZE58-2121	-	ZE58-2123	-	-	
CRF1000L AFRICA TWIN/DCT	16-19	M24xP1.0-30 H12	ZE58-2121	-	ZE58-2123	-	-	
CRF1100L AFRICA TWIN/DCT	20-21	M24xP1.0-30 H12	ZE58-2121	-	ZE58-2123	-	-	
CRF1100L AFRICA TWIN ADV SPORTS ES/DCT	20-21	M24xP1.0-30 H12	ZE58-2121	-	ZE58-2123	-	-	
XR230/MOTARD	05-12	M24xP1.0-30 H12	ZE58-2121	-	ZE58-2123	-	-	
XR250/BAJA	95-07	M24xP1.0-30 H12	ZE58-2121	-	ZE58-2123	-	-	
XR250MOTARD	03-07	M24xP1.0-30 H12	ZE58-2121	-	ZE58-2123	-	-	
XR400MOTARD	05-08	M24xP1.0-30 H12	ZE58-2121	-	ZE58-2123	-	-	
YAMAHA								
YZ65	18-22	M22xP1.0-27 H12	-	ZE58-2022	ZE58-2023	-	-	
YZ85	02-22	M22xP1.0-27 H12	-	ZE58-2022	ZE58-2023	-	-	
YZ125/250	94-22	M24xP1.0-32 H12	-	ZE58-2222	ZE58-2223	-	-	
YZ250F	01-22	M24xP1.0-32 H12	-	ZE58-2222	ZE58-2223	-	-	
YZ450F	03-22	M24xP1.0-32 H12	-	ZE58-2222	ZE58-2223	-	-	
YZ400/426F	98-02	M24xP1.0-32 H12	-	ZE58-2222	ZE58-2223	-	-	
YZ125X	17-22	M24xP1.0-32 H12	-	ZE58-2222	ZE58-2223	-	-	
YZ250X	16-22	M24xP1.0-32 H12	-	ZE58-2222	ZE58-2223	-	-	
YZ250FX	15-22	M24xP1.0-32 H12	-	ZE58-2222	ZE58-2223	-	-	
YZ450FX	16-22	M24xP1.0-32 H12	-	ZE58-2222	ZE58-2223	-	-	
WR250F	01-22	M24xP1.0-32 H12	-	ZE58-2222	ZE58-2223	-	-	
WR450F	04-22	M24xP1.0-32 H12	-	ZE58-2222	ZE58-2223	-	-	
TTR50	07-17	M22xP1.0-27 H12	-	ZE58-2022	ZE58-2023	-	-	
TTR110	08-17	M22xP1.0-27 H12	-	ZE58-2022	ZE58-2023	-	-	
TTR125	02-17	M22xP1.0-27 H12	-	ZE58-2022	ZE58-2023	-	-	
TTR250R	99-97	M24xP1.5-30 H14	ZE58-2151	ZE58-2152	ZE58-2153	-	-	
TRICKER	04-18	M22xP1.0-27 H12	-	ZE58-2022	ZE58-2023	-	-	
SEROW250	05-20	M22xP1.0-27 H12	-	ZE58-2022	ZE58-2023	-	-	
WR155R	20	M22xP1.0-27 H12	-	ZE58-2022	ZE58-2023	-	-	
WR250R/X	07-20	M24xP1.5-30H14	ZE58-2151	ZE58-2152	ZE58-2153	-	-	
XT250X	06-17	M22xP1.0-27 H12	-	ZE58-2022	ZE58-2023	-	-	
XTZ125	03-17	M22xP1.0-27 H12	-	ZE58-2022	ZE58-2023	-	-	
TENERE700	20-21	M22xP1.0-27 H12	-	ZE58-2022	ZE58-2023	-	-	
KAWASAKI								
KX65	00-22	M22xP1.0-30 H12	-	ZE58-2032	ZE58-2033	-	-	
KX85/100	01-22	M22xP1.0-30 H12	-	ZE58-2032	ZE58-2033	-	-	
KX112	22	M22xP1.0-30 H12	-	ZE58-2032	ZE58-2033	-	-	
KX125/250	88-91	M22xP1.0-30 H12	-	ZE58-2032	ZE58-2033	-	-	
KX250F	04-08	M24xP1.5-32 H10	ZE58-2251	ZE58-2252	ZE58-2253	-	-	
KX250	04-18	M24xP1.5-32 H10	ZE58-2251	ZE58-2252	ZE58-2253	-	-	
KX450F	19-22	M24xP1.5-32 H10	ZE58-2251	ZE58-2252	ZE58-2253	-	-	
KX450	06-18	M24xP1.5-32 H10	ZE58-2251	ZE58-2252	ZE58-2253	-	-	
KLX450R	19-22	M24xP1.5-32 H10	ZE58-2251	ZE58-2252	ZE58-2253	-	-	
KLX250X	08-09	M24xP1.5-32 H10	ZE58-2251	ZE58-2252	ZE58-2253	-	-	
KX450X	21-22	M24xP1.5-32 H10	ZE58-2251	ZE58-2252	ZE58-2253	-	-	
KLX110L	02-20	M22xP1.0-30 H12	-	ZE58-2032	ZE58-2033	-	-	
KLX125 D-TRACKER125	10-16	M22xP1.0-30 H12	-	ZE58-2032	ZE58-2033	-	-	
KLX150BF	16	M22xP1.0-30 H12	-	ZE58-2032	ZE58-2033	-	-	
KLX150S	09-	M22xP1.0-30 H12	-	ZE58-2032	ZE58-2033	-	-	
KLX230/R	20-21	M22xP1.0-30 H12	-	ZE58-2032	ZE58-2033	-	-	
KLX250/D-TRACKER	98-20	M22xP1.0-30 H12	-	ZE58-2032	ZE58-2033	-	-	
KLX300R	97-20	M22xP1.0-30 H12	-	ZE58-2032	ZE58-2033	-	-	
SUZUKI								
RM85/L	02-20	M22xP1.0-30 H12	-	ZE58-2032	ZE58-2033	-	-	
RM125/250	04-13	M24xP1.0-32 H12	-	ZE58-2222	ZE58-2223	-	-	
RM-2250	04-06	M24xP1.5-32 H10	ZE58-2251	ZE58-2252	ZE58-2253	-	-	
RM-2450	07-22	M24xP1.0-32 H12	-	ZE58-2222	ZE58-2223	-	-	
RMX450Z	05-22	M24xP1.0-32 H12	-	ZE58-2222	ZE58-2223	-	-	
RMX250/S	10-19	M24xP1.0-32 H12	-	ZE58-2222	ZE58-2223	-	-	
DJEBEL250XC	92-98	M24xP1.5-32 H10	ZE58-2251	ZE58-2252	ZE58-2253	-	-	
250SB	95-06	M24xP1.5-32 H10	ZE58-2251	ZE58-2252	ZE58-2253	-	-	
DR-Z400S/E	02-06	M22xP1.0-30 H12	-	ZE58-2032	ZE58-2033	-	-	
DR-Z400SM	00-19	M24xP1.5-32 H10	ZE58-2251	ZE58-2252	ZE58-2253	-	-	
V-STROM250	05-19	M24xP1.5-32 H10	ZE58-2251	ZE58-2252	ZE58-2253	-	-	
V-STROM650/XT	17-21	M22xP1.0-30 H12	-	ZE58-2032	ZE58-2033	-	-	
V-STROM1000/XT	07-21	M24xP1.5-32 H10	ZE58-2251	ZE58-2252	ZE58-2253	-	-	
	02-19	M24xP1.5-32 H10	ZE58-2251	ZE58-2252	ZE58-2253	-	-	
KTM								
125-530 SX/SX-FXC/EXC-F/EXC-R/XC/XC-W/XC-F								
450-690 SMR/SMC/ENDURO/R/ADVENTURE/SUPERMOTO/R/DUKE	-22							
ATV SX/XC		M20 x 27-P1.5 L=11.5*	-	ZE58-2812	-	ZE58-2817	ZE58-2819	
FREERIDE250F	18							
FREERIDE250R	14-17							
FREERIDE350	12-17							
HUSQVARNA								
WR125	08-13	M26xP1.0-32 H10	-	-	ZE58-2323	-	-	
TC125	14-22	M20x27-P1.5 L=11.5*	-	ZE58-2812	-	ZE58-2817	ZE58-2819	
TC250	09-13	M26xP1.0-32 H10	-	-	ZE58-2323	-	-	
TE125	14-22	M20x27-P1.5 L=11.5*	-	ZE58-2812	-	ZE58-2817	ZE58-2819	
TE150	14-16	M20x27-P1.5 L=11.5*	-	ZE58-2812	-	ZE58-2817	ZE58-2819	
TE250	09-13	M26xP1.0-32 H10	-	-	ZE58-2323	-	-	
TE300	14-22	M20x27-P1.5 L=11.5*	-	ZE58-2812	-	ZE58-2817	ZE58-2819	
FC250-450	14-22	M20x27-P1.5 L=11.5*	-	ZE58-2812	-	ZE58-2817	ZE58-2819	
FE250-501	14-22	M20x27-P1.5 L=11.5*	-	ZE58-2812	-	ZE58-2817	ZE58-2819	
TX/FX125-450	17-22	M20x27-P1.5 L=11.5*	-	ZE58-2812	-	ZE58-2817	ZE58-2819	
SM250R	09	M26xP1.0-32 H10	-	-	ZE58-2323	-	-	
GASGAS								
MC50/65/85/125	21-22	M20x27-P1.5 L=11.5*	-	ZE58-2812	-	ZE58-2817	ZE58-2819	
MC250	22	M20x27-P1.5 L=11.5*	-	ZE58-2812	-	ZE58-2817	ZE58-2819	
MC250F	21-22	M20x27-P1.5 L=11.5*	-	ZE58-2812	-	ZE58-2817	ZE58-2819	
MC350F	22	M20x27-P1.5 L=11.5*	-	ZE58-2812	-	ZE58-2817	ZE58-2819	
MC450F	21-22	M20x27-P1.5 L=11.5*	-	ZE58-2812	-	ZE58-2817	ZE58-2819	
EC250F/350F	21-22	M20x27-P1.5 L=11.5*	-	ZE58-2812	-	ZE58-2817	ZE58-2819	
EC250/300	21-22	M20x27-P1.5 L=11.5*	-	ZE58-2812	-	ZE58-2817	ZE58-2819	
EX250F	21-22	M20x27-P1.5 L=11.5*	-	ZE58-2812	-	ZE58-2817	ZE58-2819	
EX250	22	M20x27-P1.5 L=11.5*	-	ZE58-2812	-	ZE58-2817	ZE58-2819	
EX300	21-22	M20x27-P1.5 L=11.5*	-	ZE58-2812	-	ZE58-2817	ZE58-2819	
EX350F/450F	21-22	M20x27-P1.5 L=11.5*	-	ZE58-2812	-	ZE58-2817	ZE58-2819	
BETA								
RR2T 125	18-22	M20x27-P1.5 L=11.5*	-	ZE58-2812	-	ZE58-2817	ZE58-2819	
RR2T 200	16-22	M20x27-P1.5 L=11.5*	-	ZE58-2812	-	ZE58-2817	ZE58-2819	
RR2T 250/300	15-22	M20x27-P1.5 L=11.5*	-	ZE58-2812	-	ZE58-2817	ZE58-2819	
RR4T 350/390/430/480	15-22	M20x27-P1.5 L=11.5*	-	ZE58-2812	-	ZE58-2817	ZE58-2819	
X-TRAINER250/300	15-22	M20x27-P1.5 L=11.5*	-	ZE58-2812	-	ZE58-2817	ZE58-2819	

* Verify stock bolt size before purchase

Racing Lever Perch

PIVOT
P E R C H
FORGED LEVER ARM **FP**



4 Finger
Blue



3 Finger
Red



YZ450F

PIVOT PERCH CP Optional/Replacement parts



Picture	Part #	Description
1.	ZE42-0190	Mounting kit
2.	ZE42-3600	Lever Arm 3 Finger
2.	ZE42-4600	Lever Arm 4 Finger
3.	ZE43-9393	Adjuster Assy Red
3.	ZE43-9394	Adjuster Assy Blue
4.	ZE43-9289	Adapter Assy
5.	ZE43-9396	Perch Assy
6.	ZE43-9292	Dust cover
7.	ZE43-9399	Bolt set
8.	ZE40-9099	inner tube 360

Replacement parts

ZETA
PIVOT PERCH FP

- High quality CNC machined rotating clutch perch with PIVOT LEVER FP CLUTCH.
- Clutch perch is made of CNC machined 7000 grade aluminum. Lever arm is made of forged aluminum for durable construction, more competitive use for MX or ED.
- Provides 2 different lever ratios, light pulling and accurate clutch control, by changing position of Ratio Device (PAT.1416268).
- Best to use with PIVOT LEVER FP BRAKE.
- 3 finger and 4 finger lever arm models are available.
- Clutch wire adjuster available in red and blue colors.
- Optional hot starter lever is available.

Part #	Description	Color
ZE43-2310	3 Finger	Red
ZE43-2311	3 Finger	Blue
ZE43-2410	4 Finger	Red
ZE43-2411	4 Finger	Blue

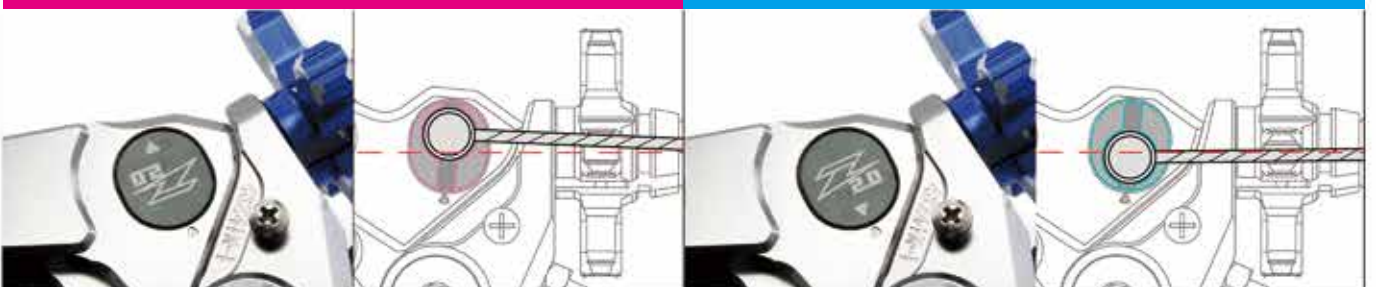
< Caution > Can not be used if lever interferes with switch box on your handlebar.

PIVOT PERCH CP & FP FUNCTION

PAT. 1416268

ACCURATE RATIO

LIGHT RATIO



Provides 2 different lever ratios, light pulling and accurate clutch control, by changing position of Ratio Device.

CONTROL



LEVER



HANDLEBAR ACCESSORIES



HAND GUARD



BODY GUARD



BODY PARTS



FOOT PARTS



SUSPENSION



ACCESSORIES



CARBON



Premium Lever Perch



4 Finger
Blue

PIVOT
P E R C H
CNC MACHINED **CP**

3 Finger
Red



WR250R

CP K-Type lever is designed to avoid interference with switch assembly.

PIVOT PERCH FP Optional/Replacement parts



Picture	Part #	Description
1.	ZE42-0190	Mounting kit
2.	ZE42-3100	Lever Arm 3 Finger
2.	ZE42-4100	Lever Arm 4 Finger
3.	ZE43-9393	Adjuster Assy Red
3.	ZE43-9394	Adjuster Assy Blue
4.	ZE43-9389	Adapter Assy
5.	ZE43-9396	Perch Assy
6.	ZE43-9392	Dust cover
7.	ZE43-9399	Bolt set
8.	ZE40-9099	inner tube 360

ZETA PIVOT PERCH CP

- High quality CNC machined rotating clutch perch with Pivot Lever CP Clutch K-Type.
- Best clutch perch for dual sport models.
- Clutch perch is made of CNC machined 7000 grade aluminum. Lever is made of CNC machined aluminum for durable construction.
- Provides 2 different lever ratios, light pulling and accurate clutch control by changing position of Ratio Device (PAT.1416268).
- Best to use with PIVOT LEVER CP BRAKE.
- 3 finger and 4 finger lever arm models are available.
- Clutch wire adjuster available in blue and red colors.
- Optional hot starter lever is available.

Part #	Description	Color
ZE43-1310	3 Finger	Red
ZE43-1311	3 Finger	Blue
ZE43-1410	4 Finger	Red
ZE43-1411	4 Finger	Blue

CONTROL



LEVER



HANDLEBAR ACCESSORIES



HAND GUARD



BODY GUARD



BODY PARTS



FOOT PARTS



SUSPENSION



ACCESSORIES



CARBON



Adjust bolt & Quick cable adjuster



Quick clamp system & Nylon Sleeve



Flex outward



- Quick and easy to adjust clutch play even during the ride.
- Provides the best lever position for any hand size.

- Hinge style clamp for easy and quick maintenance.
- Nylon sleeve placed between the clamp and handlebar allows the perch to rotate upon impact.

- Built-in return spring in the Pivot lever allows the lever to swing forward in the event of crash and prevents lever breakage.



ZE43-5001

 Mirror hole
ZE43-5011

ZETA
ULTRA LIGHT CLUTCH PERCH

- Ultra light clutch perch that supports a wide range of functions from streets to racers and covers the functions of + α.
- Mirror hole type is also available for public road.
- Universal type.

Part #	Color	Finger
ZE43-5001	Silver / Gold	3 Finger
ZE43-5011 (With Mirror hole)		

ULTRA LIGHT
FORGED LEVER ARM PERCH


YZ450F



SEROW250

RATIO DEVICE

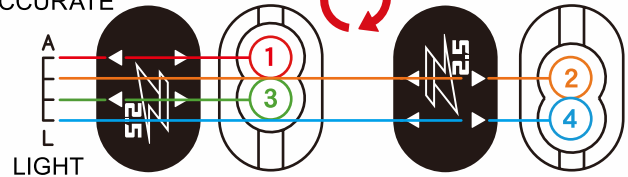

① Ratio device that can adjust the lever ratio in 4 steps (Applying for design). Adjustable the balance between how the clutch is engaged and the lightness of pulling to your preference.



② By swinging the head of the wire adjuster, the direction of the wire is adjusted appropriately and the ratio can be adjusted in 4 steps. To your preference.

PATENT PENDING

ACCURATE


Comparison table for stock bike

RATIO

2.5

3.0

3.5

4.0

4.5

Adjustment range

DRZ400S

SEROW250 WR250R/X

YZ-F

CRF-R

KLX250

WR250R/X

CRF250L

KX-F

RMZ

KLX230

ACCURATE
LIGHT
PLASTIC SLEEVE



The plastic sleeve built into the handle clamp rotates when it falls to release the impact and reduce damage to the lever.

THICK DESIGN


Increase the strength of the pivot part, which is easily damaged by the lever, to prepare for the impact of a fall.

LEVER ARM


Forged aluminum has strength and durability with keeping a fine shape design to pursue ease of pulling.

WIRE ADJUSTER



A wire adjuster that can be adjusted by hand without using tools.

LEVER ADJUST BOLT

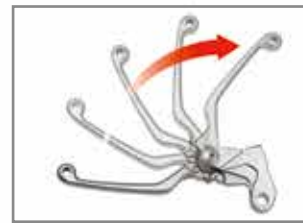

The reach of the lever arm can be adjusted according to the size of the hand.

MIRROR HOLE


Mirror hole type set for public road (ZE43-5011)

REPLACEMENT


Part #	Description
A. ZE43-9541	Clamp
B. ZE43-9511	Clamp With Mirror Hole
C. ZE43-9561	Lever
D. ZE43-9571	Wire Adjuster Set
E. ZE43-9590	Dust Cover



Pivot design with return spring allows the lever to fold outward to prevent bending or breaking.

Adjustable



Adjustable reach system provides the perfect lever position for all riders.

CNC Machined Lever arm



Machined ZETA logo provides better lever grip.

Pivot



Pivot design with return spring allows the lever to fold outward to prevent bending or breaking.

Adjustable




Adjustable reach system provides the perfect lever position for all riders.

Forged Lever arm



Smooth surface forged lever arm with laser printed logo.



ZETA PIVOT LEVER CP Application : P22-25

- CNC Machined aluminum folding levers.
- The pivot design allows the lever to fold outward to prevent bending or breaking in the event of a crash.
- Hard anodized finish, made of CNC machined aircraft grade aluminum.
- M-type rectilinear lever available for more competitive use.
- Exclusively designed for each bike, available 3 and 4 finger lever lengths.

PIVOT LEVER CP LEVER TYPE

K Type
For street bikes with switch boxes on the handlebar.

M Type
For racing bikes without switchboxes on the handlebar.

PIVOT LEVER CP Replacement Lever arm

Type	Part #		Color
	Brake	Clutch	
3Finger K	ZE41-3100	ZE42-3100	Ti-color
	ZE41-31001	ZE42-31001	Black
	ZE41-31002	ZE42-31002	Blue
4Finger K	ZE41-31003	ZE42-31003	Red
	ZE41-4100	ZE42-4100	Ti-color
	ZE41-41001	ZE42-41001	Black
3Finger M	ZE41-3200	ZE42-3200	Ti-color
	ZE41-32001	-	Black
	ZE41-32003	-	Red
4Finger M	ZE41-4200	ZE42-4200	Ti-color
	ZE41-42001	-	Black

Replacement Mounting set

Part #	Description
ZE41-0190	Brake
ZE42-0190	Clutch

Replacement Brake Sensor A

Part #	Description
ZE41-0192	Brake



ZETA PIVOT LEVER FP Application : P22-25

- Original pivot lever design, in a durable forged lever body.
- Lever arm holder and lever body M type designed for racing use.
- Laser printed ZETA logo on the front of the lever.
- Titanium anodized finish.

PIVOT LEVER FP Replacement Lever arm

Type	Part #		Color
	Brake	Clutch	
3Finger M	ZE41-3600	ZE42-3600	Ti-color
	ZE41-36001	ZE42-36001	Black
	ZE41-36002	ZE42-36002	Blue
	ZE41-36003	ZE42-36003	Red
	ZE41-36007	ZE42-36007	Orange
	ZE41-36009	ZE42-36009	H.Blue
4Finger M	-	ZE42-4600	Ti-color

Replacement Mounting set

Part #	Description
ZE41-0190	Brake
ZE42-0190	Clutch



Bike	Year	Pivot Lever CP						Pivot Lever FP		
		Clutch		Type	Brake		Type	Clutch		Brake
		4 Finger	3 Finger		4 Finger	3 Finger		4 Finger	3 Finger	3 Finger
HONDA										
CR80R/85R	83-97	ZE42-4101	ZE42-3101	K	-	-	-	-	-	-
	98-07	ZE42-4101	ZE42-3101	K	-	ZE41-3206	M	-	-	ZE41-3606
CRF150R	07-22	ZE42-4101	ZE42-3101	K	-	ZE41-3206	M	-	-	ZE41-3606
	92-03	ZE42-4101	ZE42-3101	K	-	ZE41-3206	M	-	-	ZE41-3606
CR125R/250R	04-07	ZE42-4210	ZE42-3210	M	-	ZE41-3206	M	ZE42-4610	ZE42-3610	ZE41-3606
	04-06	ZE42-4210	ZE42-3210	M	-	ZE41-3206	M	ZE42-4610	ZE42-3610	ZE41-3606
CRF250R	07-22	ZE42-4210	ZE42-3210	M	-	ZE41-3207	M	ZE42-4610	ZE42-3610	ZE41-3607
	02-03	ZE42-4101	ZE42-3101	K	-	ZE41-3206	M	-	-	ZE41-3606
	04-06	ZE42-4210	ZE42-3210	M	-	ZE41-3206	M	ZE42-4610	ZE42-3610	ZE41-3606
CRF450R	07-20	ZE42-4210	ZE42-3210	M	-	ZE41-3207	M	ZE42-4610	ZE42-3610	ZE41-3607
	21-22	ZE42-4211	ZE42-3211	M	-	ZE41-3207	M	ZE42-4611	ZE42-3611	ZE41-3607
	19-22	ZE42-4210	ZE42-3210	M	-	ZE41-3207	M	ZE42-4610	ZE42-3610	ZE41-3607
CRF250RX	17-20	ZE42-4210	ZE42-3210	M	-	ZE41-3207	M	ZE42-4610	ZE42-3610	ZE41-3607
CRF450RX	21-22	ZE42-4211	ZE42-3211	M	-	ZE41-3207	M	ZE42-4611	ZE42-3611	ZE41-3607
CRF250X	04-17	ZE42-4210	ZE42-3210	M	-	ZE41-3206	M	ZE42-4610	ZE42-3610	ZE41-3606
	05-17	ZE42-4210	ZE42-3210	M	-	ZE41-3206	M	ZE42-4610	ZE42-3610	ZE41-3606
CRF450X	19-22	ZE42-4210	ZE42-3210	M	-	ZE41-3208	M	ZE42-4610	ZE42-3610	ZE41-3608
CRF150F	03-17	ZE42-4103	ZE42-3103	K	-	ZE41-3206	M	-	-	ZE41-3606
CRF230F	03-17	ZE42-4103	ZE42-3103	K	-	ZE41-3206	M	-	-	ZE41-3606
CRF250F	19-22	ZE42-4103	ZE42-3103	K	-	ZE41-3206	M	-	-	ZE41-3606
SL230	97-04	ZE42-4103	ZE42-3103	K	ZE41-4105	ZE41-3105	K	-	-	-
CRF150L	18	ZE42-4115	-	K	ZE41-4145	ZE41-3145	K	-	-	-
CRF250L	12-21	ZE42-4104	ZE42-3104	K	ZE41-4145	ZE41-3145	K	-	-	-
CRF250L(S)	21	ZE42-4104	ZE42-3104	K	ZE41-4145	ZE41-3145	K	-	-	-
CRF250M	13-17	ZE42-4104	ZE42-3104	K	ZE41-4145	ZE41-3145	K	-	-	-
CRF250RALLY *1	17-21	ZE42-4104 *1	ZE42-3104 *1	K	ZE41-4145	ZE41-3145	K	-	-	-
CRF250RALLY(S) *1	21	ZE42-4104 *1	ZE42-3104 *1	K	ZE41-4145	ZE41-3145	K	-	-	-
CRF300L	21	ZE42-4104	ZE42-3104	K	ZE41-4145	ZE41-3145	K	-	-	-
CRF300RALLY *1	21	ZE42-4104 *1	ZE42-3104 *1	K	ZE41-4145	ZE41-3145	K	-	-	-
CRF450L	19-20	ZE42-4111	ZE42-3111	K	-	ZE41-3208	M	-	-	ZE41-3608
CRF450RL	21-22	ZE42-4111	ZE42-3111	K	-	ZE41-3208	M	-	-	ZE41-3608
CRF1000L	16-19	ZE42-4105	-	K	ZE41-4298	-	M	-	-	-
CROSS CUB110	13-21	-	-	-	ZE41-4109	-	K	-	-	-
CT125	20	-	-	-	ZE41-4145	ZE41-3145	K	-	-	-
TRAIL125	21	-	-	-	ZE41-4145	ZE41-3145	K	-	-	-
CRM50/80	93-01	-	-	-	ZE41-4105	ZE41-3105	K	-	-	-
	89-93	-	-	-	ZE41-4105	ZE41-3105	K	-	-	-
CRM250R/AR	94-98	ZE42-4101	ZE42-3101	K	ZE41-4105	ZE41-3105	K	-	-	-
FTR223	00-08	-	-	-	ZE41-4105	ZE41-3105	K	-	-	-
XL250	91-01	-	-	-	ZE41-4105	ZE41-3105	K	-	-	-
XL-DEGREE	91-98	-	-	-	ZE41-4105	ZE41-3105	K	-	-	-
XLR125R	93-01	-	-	-	ZE41-4105	ZE41-3105	K	-	-	-
XLR200R	93-94	-	-	-	ZE41-4105	ZE41-3105	K	-	-	-
XR250/BAJA/MOTARD	95-07	ZE42-4101	ZE42-3101	K	ZE41-4105	ZE41-3105	K	-	-	-
XLR250/BAJA	85-94	-	-	-	ZE41-4105	ZE41-3105	K	-	-	-
	89-92	-	-	-	ZE41-4105	ZE41-3105	K	-	-	-
XR250R DK	96-04	-	-	-	ZE41-4105	ZE41-3105	K	-	-	-
XR400R DK	96-04	-	-	-	ZE41-4105	ZE41-3105	K	-	-	-
XR650R DK	00-07	ZE42-4101	ZE42-3101	K	ZE41-4105	ZE41-3105	K	-	-	-
XR230/MOTARD	05-12	ZE42-4103	ZE42-3103	K	ZE41-4105	ZE41-3105	K	-	-	-
XR400MOTARD	05-08	ZE42-4101	ZE42-3101	K	ZE41-4105	ZE41-3105	K	-	-	-
YAMAHA										
YZ65	18-22	ZE42-4266	ZE42-3266	M	-	ZE41-3262	M	ZE42-4666	ZE42-3666	ZE41-3662
	95-00	ZE42-4160	ZE42-3160	K	-	-	-	-	-	-
YZ80/85	01-14	ZE42-4160	ZE42-3160	K	-	ZE41-3262	M	-	-	ZE41-3662
	15-22	ZE42-4266	ZE42-3266	M	-	ZE41-3262	M	ZE42-4666	ZE42-3666	ZE41-3662
	00	ZE42-4261	ZE42-3261	M	-	-	-	ZE42-4661	ZE42-3661	-
YZ125	01-07	ZE42-4261	ZE42-3261	M	-	ZE41-3262	M	ZE42-4661	ZE42-3661	ZE41-3662
	08-14	ZE42-4261	ZE42-3261	M	-	ZE41-3265	M	ZE42-4661	ZE42-3661	ZE41-3665
	15-22	ZE42-4266	ZE42-3266	M	-	ZE41-3265	M	ZE42-4666	ZE42-3666	ZE41-3665
	00	ZE42-4261	ZE42-3261	M	-	-	-	ZE42-4661	ZE42-3661	-
YZ250	01-07	ZE42-4261	ZE42-3261	M	-	ZE41-3262	M	ZE42-4661	ZE42-3661	ZE41-3662
	08-14	ZE42-4261	ZE42-3261	M	-	ZE41-3265	M	ZE42-4661	ZE42-3661	ZE41-3665
	15-22	ZE42-4266	ZE42-3266	M	-	ZE41-3265	M	ZE42-4666	ZE42-3666	ZE41-3665
	00	ZE42-4261	ZE42-3261	M	-	-	-	ZE42-4661	ZE42-3661	-
YZ250F	01-06	ZE42-4261	ZE42-3261	M	-	ZE41-3262	M	ZE42-4661	ZE42-3661	ZE41-3662
	07-08	ZE42-4261	ZE42-3261	M	-	ZE41-3265	M	ZE42-4661	ZE42-3661	ZE41-3665
	09-22	ZE42-4266	ZE42-3266	M	-	ZE41-3265	M	ZE42-4666	ZE42-3666	ZE41-3665
	00	ZE42-4261	ZE42-3261	M	-	-	-	ZE42-4661	ZE42-3661	-
YZ426F/450F	01-07	ZE42-4261	ZE42-3261	M	-	ZE41-3262	M	ZE42-4661	ZE42-3661	ZE41-3662
	08	ZE42-4261	ZE42-3261	M	-	ZE41-3265	M	ZE42-4661	ZE42-3661	ZE41-3665
	09-22	ZE42-4266	ZE42-3266	M	-	ZE41-3265	M	ZE42-4666	ZE42-3666	ZE41-3665
YZ125X	17-22	ZE42-4266	ZE42-3266	M	-	ZE41-3265	M	ZE42-4666	ZE42-3666	ZE41-3665
YZ250X	16-22	ZE42-4266	ZE42-3266	M	-	ZE41-3265	M	ZE42-4666	ZE42-3666	ZE41-3665
YZ250FX	15-19	ZE42-4267	ZE42-3267	M	-	ZE41-3265	M	ZE42-4667	ZE42-3667	ZE41-3665
	20-22	ZE42-4266	ZE42-3266	M	-	ZE41-3265	M	ZE42-4666	ZE42-3666	ZE41-3665
YZ450FX	16-18	ZE42-4267	ZE42-3267	M	-	ZE41-3265	M	ZE42-4667	ZE42-3667	ZE41-3665
	19-22	ZE42-4266	ZE42-3266	M	-	ZE41-3265	M	ZE42-4666	ZE42-3666	ZE41-3665
	01-04	-	-	-	-	ZE41-3262	M	-	-	ZE41-3662
WR250F	05-16	ZE42-4165	ZE42-3165	K	-	ZE41-3262	M	-	-	ZE41-3662
	17-22	ZE42-4165	ZE42-3165	K	-	ZE41-3265	M	-	-	ZE41-3665
	01-04	-	-	-	-	ZE41-3262	M	-	-	ZE41-3662
WR450F	05-15	ZE42-4165	ZE42-3165	K	-	ZE41-3262	M	-	-	ZE41-3662
	16-22	ZE42-4165	ZE42-3165	K	-	ZE41-3265	M	-	-	ZE41-3665
WR155R	20	-	-	-	ZE41-4145	ZE41-3145	K	-	-	-
WR250R	07-20	ZE42-4160	ZE42-3160	K	ZE41-4161	ZE41-3161	K	-	-	-
WR250X	07-17	ZE42-4160	ZE42-3160	K	ZE41-4161	ZE41-3161	K	-	-	-
SEROW225/250	86-20	ZE42-4160	ZE42-3160	K	ZE41-4161	ZE41-3161	K	-	-	-
TTR125/LW/E	00-08	ZE42-4160	ZE42-3160	K	-	-	-	-	-	-
TTR125LE	03-22	ZE42-4160	ZE42-3160	K	-	-	-	-	-	-
TT250R/RAID	93-97	ZE42-4160	ZE42-3160	K	ZE41-4161	ZE41-3161	K	-	-	-
TTR600	98-02	-	-	-	ZE41-4264	-	M	-	-	-
XT125	03-12	-	-	-	ZE41-4161	ZE41-3161	K	-	-	-
XT250	08-22	ZE42-4160	ZE42-3160	K	ZE41-4161	ZE41-3161	K	-	-	-
XT250X	06-17	ZE42-4160	ZE42-3160	K	ZE41-4161	ZE41-3161	K	-	-	-
XTZ125	03-12	ZE42-4160	ZE42-3160	K	ZE41-4145	ZE41-3145	K	-	-	-
TRICKER	04-18	ZE42-4160	ZE42-3160	K	ZE41-4161	ZE41-3161	K	-	-	-
BRONCO	97-04	-	-	-	ZE41-4161	ZE41-3161	K	-	-	-
DT200	87	-	-	-	ZE41-4161	ZE41-3161	K	-	-	-
DT125R/200R	88-99	-	-	-	ZE41-4161	ZE41-3161	K	-	-	-
DT230LANZA	97-99	ZE42-4160	ZE42-3160	K	ZE41-4161	ZE41-3161	K	-	-	-
TW200/225	91-22	ZE42-4160	ZE42-3160	K	ZE41-4161	ZE41-3161	K	-	-	-
KAWASAKI										
KX65	00-22	ZE42-4220	ZE42-3220	M</						

Bike	Year	Pivot Lever CP						Pivot Lever FP		
		Clutch			Brake			Clutch		Brake
		4 Finger	3 Finger	Type	4 Finger	3 Finger	Type	4 Finger	3 Finger	3 Finger
KAWASAKI										
KX250	19-20	ZE42-4261	ZE42-3261	M	-	ZE41-3265	M	ZE42-4661	ZE42-3661	ZE41-3665
	21-22	ZE42-4221	ZE42-3221	M	-	ZE41-3220	M	ZE42-4621	ZE42-3621	ZE41-3620
KX250X	21-22	ZE42-4221	ZE42-3221	M	-	ZE41-3220	M	ZE42-4621	ZE42-3621	ZE41-3620
	06-12	ZE42-4261	ZE42-3261	M	-	ZE41-3262	M	ZE42-4661	ZE42-3661	ZE41-3662
KX450F	13-18	ZE42-4261	ZE42-3261	M	-	ZE41-3265	M	ZE42-4661	ZE42-3661	ZE41-3665
KX450	19-22	ZE42-4221	ZE42-3221	M	-	ZE41-3220	M	ZE42-4621	ZE42-3621	ZE41-3620
KX450X	21-22	ZE42-4221	ZE42-3221	M	-	ZE41-3220	M	ZE42-4621	ZE42-3621	ZE41-3620
	08-15	ZE42-4165	ZE42-3165	K	-	ZE41-3262	M	-	-	ZE41-3662
	19	ZE42-4165	ZE42-3165	K	ZE41-4144	ZE41-3144	K	-	-	-
KLX125,D-TRACKER125	10-16	ZE42-4127	ZE42-3127	K	ZE41-4145	ZE41-3145	K	-	-	-
KLX150BF	16	ZE42-4127	ZE42-3127	K	ZE41-4145	ZE41-3145	K	-	-	-
KLX150S	09-13	ZE42-4127	ZE42-3127	K	ZE41-4145	ZE41-3145	K	-	-	-
KLX140/L	08-21	-	-	-	ZE41-4144	ZE41-3144	K	-	-	-
KLX140G	17-21	-	-	-	ZE41-4144	ZE41-3144	K	-	-	-
KLX230	20-21	ZE42-4127	ZE42-3127	K	ZE41-4145	ZE41-3145	K	-	-	-
KLX230R	20-21	ZE42-4127	ZE42-3127	K	ZE41-4145	ZE41-3145	K	-	-	-
	93-97	ZE42-4160	ZE42-3160	K	ZE41-4144	ZE41-3144	K	-	-	-
KLX250	98-07	ZE42-4125	ZE42-3125	K	ZE41-4144	ZE41-3144	K	-	-	-
	08-20	ZE42-4127	ZE42-3127	K	ZE41-4145	ZE41-3145	K	-	-	-
KLX300R	20-21	-	-	-	-	ZE41-3262	M	-	-	ZE41-3662
KLR650	08-18	ZE42-4127	ZE42-3127	K	ZE41-4144	ZE41-3144	K	-	-	-
D-TRACKER	98-07	ZE42-4125	ZE42-3125	K	ZE41-4144	ZE41-3144	K	-	-	-
D-TRACKER X	08-16	ZE42-4127	ZE42-3127	K	ZE41-4145	ZE41-3145	K	-	-	-
SUPER SHERPA	97-07	ZE42-4125	ZE42-3125	K	-	-	-	-	-	-
KDX125-250	86-99	ZE42-4160	ZE42-3160	K	-	-	-	-	-	-
KDX125SR	90-99	ZE42-4160	ZE42-3160	K	ZE41-4145	ZE41-3145	K	-	-	-
KDX250SR	92-94	ZE42-4160	ZE42-3160	K	ZE41-4144	ZE41-3144	K	-	-	-
VERSYS-X250	17-19	ZE42-4127	ZE42-3127	K	ZE41-4145	ZE41-3145	K	-	-	-
VERSYS-X250 TOURER	20	ZE42-4127	ZE42-3127	K	ZE41-4145	ZE41-3145	K	-	-	-
VERSYS-X300	17-21	ZE42-4127	ZE42-3127	K	ZE41-4145	ZE41-3145	K	-	-	-
KFX450R	08-10	-	-	-	ZE41-4293	-	M	-	-	-
SUZUKI										
RM85	05-19	ZE42-4160	ZE42-3160	K	-	ZE41-3262	M	-	-	ZE41-3662
	92-95	ZE42-4160	ZE42-3160	K	-	-	-	-	-	-
RM125/250	96-03	ZE42-4160	ZE42-3160	K	-	ZE41-3206	M	-	-	ZE41-3606
	04-08	ZE42-4160	ZE42-3160	K	-	ZE41-3262	M	-	-	ZE41-3662
	04	ZE42-4220	ZE42-3220	M	-	ZE41-3262	M	ZE42-4620	ZE42-3620	ZE41-3662
RMZ250	05-06	ZE42-4261	ZE42-3261	M	-	ZE41-3262	M	ZE42-4661	ZE42-3661	ZE41-3662
	07-22	ZE42-4220	ZE42-3220	M	-	ZE41-3262	M	ZE42-4620	ZE42-3620	ZE41-3662
RMZ450	05-22	ZE42-4220	ZE42-3220	M	-	ZE41-3262	M	ZE42-4620	ZE42-3620	ZE41-3662
RMX450Z	10-17	-	-	-	-	ZE41-3262	M	-	-	ZE41-3662
RMX250S	93-95	ZE42-4160	ZE42-3160	K	ZE41-4144	ZE41-3144	K	-	-	-
	96-98	ZE42-4160	ZE42-3160	K	ZE41-4142	ZE41-3142	K	-	-	-
RMX250R	93-98	ZE42-4160	ZE42-3160	K	-	-	-	-	-	-
TS125R/200R	89-97	-	-	-	ZE41-4144	ZE41-3144	K	-	-	-
DRZ125/L	08-19	ZE42-4140	ZE42-3140	K	-	-	-	-	-	-
DR125SE	93-99	-	-	-	ZE41-4144	ZE41-3144	K	-	-	-
DR200SE	93-00	-	-	-	ZE41-4144	ZE41-3144	K	-	-	-
DR200R	15-19	ZE42-4140	ZE42-3140	K	ZE41-4142	ZE41-3142	K	-	-	-
	95	-	-	-	ZE41-4144	ZE41-3144	K	-	-	-
DR250R	96-00	-	-	-	ZE41-4142	ZE41-3142	K	-	-	-
	97-00	ZE42-4140	ZE42-3140	K	-	-	-	-	-	-
DR250S	90-94	-	-	-	ZE41-4144	ZE41-3144	K	-	-	-
DJEBEL250S	90-94	-	-	-	ZE41-4144	ZE41-3144	K	-	-	-
DJEBEL250XC	96-97	-	-	-	ZE41-4142	ZE41-3142	K	-	-	-
	98-06	ZE42-4140	ZE42-3140	K	ZE41-4142	ZE41-3142	K	-	-	-
DRZ400S/SM	00-19	ZE42-4140	ZE42-3140	K	ZE41-4142	ZE41-3142	K	-	-	-
DRZ400R	00-04	ZE42-4160	ZE42-3160	K	-	-	-	-	-	-
250SB	02-06	ZE42-4125	ZE42-3125	K	ZE41-4144	ZE41-3144	K	-	-	-
V-STROM250	17-21	-	-	-	ZE41-4299	-	M	-	-	-
DF200E	97	-	-	-	ZE41-4144	ZE41-3144	K	-	-	-
KTM										
65SX	12-13	ZE42-4182	ZE42-3182	K	-	-	-	-	-	-
	14-22	-	ZE42-3287	M	-	ZE41-3284	M	-	ZE42-3687	ZE41-3684
85SX	12	ZE42-4182	ZE42-3182	K	-	-	-	-	-	-
	13-22	-	ZE42-3287	M	-	ZE41-3284	M	-	ZE42-3687	ZE41-3684
	04	ZE42-4182	ZE42-3182	K	-	-	-	-	-	-
125SX	05-08	ZE42-4182	ZE42-3182	K	-	ZE41-3281	M	-	-	ZE41-3681
	09-13	ZE42-4284	ZE42-3284	M	-	ZE41-3281	M	ZE42-4684	ZE42-3684	ZE41-3681
	14-15	ZE42-4284	ZE42-3284	M	-	ZE41-3283	M	ZE42-4684	ZE42-3684	ZE41-3683
	16-22	ZE42-4283	ZE42-3283	M	-	ZE41-3283	M	ZE42-4683	ZE42-3683	ZE41-3683
144SX	07-08	ZE42-4182	ZE42-3182	K	-	ZE41-3281	M	-	-	ZE41-3681
	09-13	ZE42-4284	ZE42-3284	M	-	ZE41-3281	M	ZE42-4684	ZE42-3684	ZE41-3681
150SX	14-15	ZE42-4284	ZE42-3284	M	-	ZE41-3283	M	ZE42-4684	ZE42-3684	ZE41-3683
	16-22	ZE42-4283	ZE42-3283	M	-	ZE41-3283	M	ZE42-4683	ZE42-3683	ZE41-3683
200SX	04	ZE42-4182	ZE42-3182	K	-	-	-	-	-	-
	03-04	ZE42-4182	ZE42-3182	K	-	-	-	-	-	-
250SX	05	ZE42-4182	ZE42-3182	K	-	ZE41-3281	M	-	-	ZE41-3681
	06-13	ZE42-4283	ZE42-3283	M	-	ZE41-3281	M	ZE42-4683	ZE42-3683	ZE41-3681
	14-22	ZE42-4283	ZE42-3283	M	-	ZE41-3283	M	ZE42-4683	ZE42-3683	ZE41-3683
250SX-F	05-06	ZE42-4182	ZE42-3182	K	-	ZE41-3281	M	-	-	ZE41-3681
	07-13	ZE42-4283	ZE42-3283	M	-	ZE41-3281	M	ZE42-4683	ZE42-3683	ZE41-3681
	14-22	ZE42-4283	ZE42-3283	M	-	ZE41-3283	M	ZE42-4683	ZE42-3683	ZE41-3683
350SX-F	11-13	ZE42-4283	ZE42-3283	M	-	ZE41-3281	M	ZE42-4683	ZE42-3683	ZE41-3681
	14-22	ZE42-4283	ZE42-3283	M	-	ZE41-3283	M	ZE42-4683	ZE42-3683	ZE41-3683
450SX_RACING	03-04	ZE42-4182	ZE42-3182	K	-	-	-	-	-	-
450SX	05	ZE42-4182	ZE42-3182	K	-	ZE41-3281	M	-	-	ZE41-3681
	06	ZE42-4182	ZE42-3182	K	-	ZE41-3281	M	-	-	ZE41-3681
	07-08	ZE42-4182	ZE42-3182	K	-	ZE41-3281	M	-	-	ZE41-3681
450SX-F	09-12	ZE42-4284	ZE42-3284	M	-	ZE41-3281	M	ZE42-4684	ZE42-3684	ZE41-3681
	13	ZE42-4283	ZE42-3283	M	-	ZE41-3281	M	ZE42-4683	ZE42-3683	ZE41-3681
	14-22	ZE42-4283	ZE42-3283	M	-	ZE41-3283	M	ZE42-4683	ZE42-3683	ZE41-3683
505SX-F	08	ZE42-4182	ZE42-3182	K	-	ZE41-3281	M	-	-	ZE41-3681
525SX	06	ZE42-4182	ZE42-3182	K	-	ZE41-3281	M	-	-	ZE41-3681
525SX_RACING	03-04	ZE42-4182	ZE42-3182	K	-	-	-	-	-	-
540SXS	05	ZE42-4182	ZE42-3182	K	-	ZE41-3281	M	-	-	ZE41-3681
	06	ZE42-4182	ZE42-3182	K	-	-	-	-	-	-
	04	ZE42-4182	ZE42-3182	K	-	-	-	-	-	-
125EXC	05-08	ZE42-4182	ZE42-3182	K	-	ZE41-3281	M	-	-	ZE41-3681
	09-13	ZE42-4284	ZE42-3284	M	-	ZE41-3281	M	ZE42-4684	ZE42-3684	ZE41-3681
	14-16	ZE42-4284	ZE42-3284	M	-	ZE41-3283	M	ZE42-4684	ZE42-3684	ZE41-3683
150EXC TPI	20-22	ZE42-4283	ZE42-3283	M	-	ZE41-3283	M	ZE42-4683	ZE42-3683	ZE41-3683
	04	ZE42-4182	ZE42-3182	K	-	-	-	-	-	-
200EXC	05-08	ZE42-4182	ZE42-3182	K	-	ZE41-3281	M	-	-	ZE41-3681
	09-13	ZE42-4284	ZE42-3284	M	-	ZE41-3281	M	ZE42-4684	ZE42-3684	ZE41-3681
	14-16	ZE42-4284	ZE42-3284	M	-	ZE41-3283	M	ZE42-4684	ZE42-3684	ZE41-3683
250EXC_RACING	03-04	ZE42-4182	ZE42-3182	K	-	-	-	-	-	-
	05-06	ZE42-4182	ZE42-3182	K	-	ZE41-3281	M	-	-	ZE41-3681
	03-04	ZE42-4182	ZE42-3182	K	-	-	-	-	-	-
250EXC/TPI	05	ZE42-4182	ZE42-3182	K	-	ZE41-3281	M	-	-	ZE41-3681

Bike	Year	Pivot Lever CP						Pivot Lever FP			
		Clutch		Type	Brake		Type	Clutch		Brake	
		4 Finger	3 Finger		4 Finger	3 Finger		4 Finger	3 Finger	3 Finger	
KTM											
250EXC-F	06-13	ZE42-4283	ZE42-3283	M	-	ZE41-3281	M	ZE42-4683	ZE42-3683	ZE41-3681	
	14-22	ZE42-4283	ZE42-3283	M	-	ZE41-3283	M	ZE42-4683	ZE42-3683	ZE41-3683	
350EXC-F	12-13	ZE42-4283	ZE42-3283	M	-	ZE41-3281	M	ZE42-4683	ZE42-3683	ZE41-3681	
	14-22	ZE42-4283	ZE42-3283	M	-	ZE41-3283	M	ZE42-4683	ZE42-3683	ZE41-3683	
400EXC RACING	04	ZE42-4182	ZE42-3182	K	-	-	-	-	-	-	
	05-07	ZE42-4182	ZE42-3182	K	-	ZE41-3281	M	-	-	ZE41-3681	
400EXC	09-11	ZE42-4283	ZE42-3283	M	-	ZE41-3281	M	ZE42-4683	ZE42-3683	ZE41-3681	
450EXC RACING	03-04	ZE42-4182	ZE42-3182	K	-	-	-	-	-	-	
	05-07	ZE42-4182	ZE42-3182	K	-	ZE41-3281	M	-	-	ZE41-3681	
450EXC-R	08	ZE42-4283	ZE42-3283	M	-	ZE41-3281	M	ZE42-4683	ZE42-3683	ZE41-3681	
450EXC	07-13	ZE42-4283	ZE42-3283	M	-	ZE41-3281	M	ZE42-4683	ZE42-3683	ZE41-3681	
450EXC-F	14-16	ZE42-4283	ZE42-3283	M	-	ZE41-3283	M	ZE42-4683	ZE42-3683	ZE41-3683	
500EXC	12-13	ZE42-4283	ZE42-3283	M	-	ZE41-3281	M	ZE42-4683	ZE42-3683	ZE41-3681	
	14-16	ZE42-4283	ZE42-3283	M	-	ZE41-3283	M	ZE42-4683	ZE42-3683	ZE41-3683	
500EXC-F	17-22	ZE42-4283	ZE42-3283	M	-	ZE41-3283	M	ZE42-4683	ZE42-3683	ZE41-3683	
525EXC	07	ZE42-4283	ZE42-3283	M	-	ZE41-3281	M	ZE42-4683	ZE42-3683	ZE41-3681	
525EXC RACING	03-04	ZE42-4182	ZE42-3182	K	-	-	-	-	-	-	
	05-07	ZE42-4182	ZE42-3182	K	-	ZE41-3281	M	-	-	ZE41-3681	
530EXC	09-11	ZE42-4283	ZE42-3283	M	-	ZE41-3281	M	ZE42-4683	ZE42-3683	ZE41-3681	
530EXC-R	08	ZE42-4283	ZE42-3283	M	-	ZE41-3281	M	ZE42-4683	ZE42-3683	ZE41-3681	
65XC	08-09	ZE42-4182	ZE42-3182	K	-	-	-	-	-	-	
85XC	08-09	ZE42-4182	ZE42-3182	K	-	-	-	-	-	-	
125XC	21-22	ZE42-4283	ZE42-3283	M	-	ZE41-3283	M	ZE42-4683	ZE42-3683	ZE41-3683	
150XC	10-13	ZE42-4284	ZE42-3284	M	-	ZE41-3281	M	ZE42-4684	ZE42-3684	ZE41-3681	
	14	ZE42-4284	ZE42-3284	M	-	ZE41-3283	M	ZE42-4684	ZE42-3684	ZE41-3683	
200XC	06-08	ZE42-4182	ZE42-3182	K	-	ZE41-3281	M	-	-	ZE41-3681	
	09	ZE42-4284	ZE42-3284	M	-	ZE41-3281	M	ZE42-4684	ZE42-3684	ZE41-3681	
250XC/TPI	06-13	ZE42-4283	ZE42-3283	M	-	ZE41-3281	M	ZE42-4683	ZE42-3683	ZE41-3681	
	14-22	ZE42-4283	ZE42-3283	M	-	ZE41-3283	M	ZE42-4683	ZE42-3683	ZE41-3683	
300XC/TPI	06-13	ZE42-4283	ZE42-3283	M	-	ZE41-3281	M	ZE42-4683	ZE42-3683	ZE41-3681	
	14-22	ZE42-4283	ZE42-3283	M	-	ZE41-3283	M	ZE42-4683	ZE42-3683	ZE41-3683	
450XC	07	ZE42-4182	ZE42-3182	K	-	ZE41-3281	M	-	-	ZE41-3681	
525XC	07	ZE42-4182	ZE42-3182	K	-	ZE41-3281	M	-	-	ZE41-3681	
250XC-F	07-13	ZE42-4283	ZE42-3283	M	-	ZE41-3281	M	ZE42-4683	ZE42-3683	ZE41-3681	
	14-22	ZE42-4283	ZE42-3283	M	-	ZE41-3283	M	ZE42-4683	ZE42-3683	ZE41-3683	
350XC-F	11-13	ZE42-4283	ZE42-3283	M	-	ZE41-3281	M	ZE42-4683	ZE42-3683	ZE41-3681	
	14-22	ZE42-4283	ZE42-3283	M	-	ZE41-3283	M	ZE42-4683	ZE42-3683	ZE41-3683	
450XC-F	08	ZE42-4182	ZE42-3182	K	-	ZE41-3281	M	-	-	ZE41-3681	
	09	ZE42-4284	ZE42-3284	M	-	ZE41-3281	M	ZE42-4684	ZE42-3684	ZE41-3681	
	10	-	-	-	-	ZE41-3281	M	-	-	ZE41-3681	
	13	ZE42-4283	ZE42-3283	M	-	ZE41-3281	M	ZE42-4683	ZE42-3683	ZE41-3681	
505XC-F	08	ZE42-4182	ZE42-3182	K	-	ZE41-3281	M	-	-	ZE41-3681	
	09	ZE42-4284	ZE42-3284	M	-	ZE41-3281	M	ZE42-4684	ZE42-3684	ZE41-3681	
125XC-W	17-19	ZE42-4283	ZE42-3283	M	-	ZE41-3283	M	ZE42-4683	ZE42-3683	ZE41-3683	
150XC-W/TPI	17-22	ZE42-4283	ZE42-3283	M	-	ZE41-3283	M	ZE42-4683	ZE42-3683	ZE41-3683	
200XC-W	06-08	ZE42-4182	ZE42-3182	K	-	ZE41-3281	M	-	-	ZE41-3681	
	09-13	ZE42-4284	ZE42-3284	M	-	ZE41-3281	M	ZE42-4684	ZE42-3684	ZE41-3681	
250XC-W/TPI	14-16	ZE42-4284	ZE42-3284	M	-	ZE41-3283	M	ZE42-4684	ZE42-3684	ZE41-3683	
	06-13	ZE42-4283	ZE42-3283	M	-	ZE41-3281	M	ZE42-4683	ZE42-3683	ZE41-3681	
300MXC	14-22	ZE42-4283	ZE42-3283	M	-	ZE41-3283	M	ZE42-4683	ZE42-3683	ZE41-3683	
	03-04	ZE42-4182	ZE42-3182	K	-	-	-	-	-	-	
300XC-W/TPI	05	ZE42-4182	ZE42-3182	K	-	ZE41-3281	M	-	-	ZE41-3681	
	06-13	ZE42-4283	ZE42-3283	M	-	ZE41-3281	M	ZE42-4683	ZE42-3683	ZE41-3681	
250XCF-W	14-22	ZE42-4283	ZE42-3283	M	-	ZE41-3283	M	ZE42-4683	ZE42-3683	ZE41-3683	
	06-13	ZE42-4283	ZE42-3283	M	-	ZE41-3281	M	ZE42-4683	ZE42-3683	ZE41-3681	
350XCF-W	14-16	ZE42-4283	ZE42-3283	M	-	ZE41-3283	M	ZE42-4683	ZE42-3683	ZE41-3683	
	12-13	ZE42-4283	ZE42-3283	M	-	ZE41-3281	M	ZE42-4683	ZE42-3683	ZE41-3681	
400XC-W	20-22	ZE42-4283	ZE42-3283	M	-	ZE41-3283	M	ZE42-4683	ZE42-3683	ZE41-3683	
	07	ZE42-4182	ZE42-3182	K	-	ZE41-3281	M	-	-	ZE41-3681	
450XCR-W	09-10	ZE42-4283	ZE42-3283	M	-	ZE41-3281	M	ZE42-4683	ZE42-3683	ZE41-3681	
	08	ZE42-4283	ZE42-3283	M	-	ZE41-3281	M	ZE42-4683	ZE42-3683	ZE41-3681	
450XC-W	07	ZE42-4182	ZE42-3182	K	-	ZE41-3281	M	-	-	ZE41-3681	
	09-13	ZE42-4283	ZE42-3283	M	-	ZE41-3281	M	ZE42-4683	ZE42-3683	ZE41-3681	
450XCF-W	14-16	ZE42-4283	ZE42-3283	M	-	ZE41-3283	M	ZE42-4683	ZE42-3683	ZE41-3683	
	20-21	ZE42-4283	ZE42-3283	M	-	ZE41-3283	M	ZE42-4683	ZE42-3683	ZE41-3683	
500XC-W	12-13	ZE42-4283	ZE42-3283	M	-	ZE41-3281	M	ZE42-4683	ZE42-3683	ZE41-3681	
500XCF-W	14-16	ZE42-4283	ZE42-3283	M	-	ZE41-3283	M	ZE42-4683	ZE42-3683	ZE41-3683	
525XC-W	20-22	ZE42-4283	ZE42-3283	M	-	ZE41-3283	M	ZE42-4683	ZE42-3683	ZE41-3683	
530XCR-W	07	ZE42-4182	ZE42-3182	K	-	ZE41-3281	M	-	-	ZE41-3681	
530XC-W	08	ZE42-4283	ZE42-3283	M	-	ZE41-3281	M	ZE42-4683	ZE42-3683	ZE41-3681	
450RALLY FACTORYREPLICA	09-10	ZE42-4283	ZE42-3283	M	-	ZE41-3281	M	ZE42-4683	ZE42-3683	ZE41-3681	
	11-14	ZE42-4182	ZE42-3182	K	-	-	-	-	-	-	
450SMS	15-21	ZE42-4283	ZE42-3283	M	-	-	-	ZE42-4683	ZE42-3683	-	
	04	ZE42-4182	ZE42-3182	K	-	-	-	-	-	-	
450SMR	04-08	ZE42-4182	ZE42-3182	K	-	-	-	-	-	-	
	09-12	ZE42-4284	ZE42-3284	M	-	-	-	ZE42-4684	ZE42-3684	-	
525SMR	13-14	ZE42-4283	ZE42-3283	M	-	-	-	ZE42-4683	ZE42-3683	-	
	22	ZE42-4283	ZE42-3283	M	-	-	-	ZE42-4683	ZE42-3683	-	
525SX_SUPERMOTO	04-05	ZE42-4182	ZE42-3182	K	-	-	-	-	-	-	
	04	ZE42-4182	ZE42-3182	K	-	-	-	-	-	-	
560SMR	05	ZE42-4182	ZE42-3182	K	-	ZE41-3281	M	-	-	ZE41-3681	
625SMC	06-07	ZE42-4182	ZE42-3182	K	-	-	-	-	-	-	
625SMC	04-06	ZE42-4182	ZE42-3182	K	-	-	-	-	-	-	
625SXC	03-07	ZE42-4182	ZE42-3182	K	-	-	-	-	-	-	
640DUKE II	03	ZE42-4182	ZE42-3182	K	-	-	-	-	-	-	
640LC4_ADVENTURE	03	ZE42-4182	ZE42-3182	K	-	-	-	-	-	-	
660RALLY_FACTORYREPLICA	03-07	ZE42-4182	ZE42-3182	K	-	-	-	-	-	-	
660SMC	03-06	ZE42-4182	ZE42-3182	K	-	-	-	-	-	-	
660SMS	04	ZE42-4182	ZE42-3182	K	-	-	-	-	-	-	
FREERIDE 250F	18-20	-	-	-	-	ZE41-3284	M	-	-	ZE41-3684	
FREERIDE 250R	14-17	-	ZE42-3287	M	-	ZE41-3284	M	-	ZE42-3687	ZE41-3684	
FREERIDE 350	14-17	-	ZE42-3287	M	-	ZE41-3284	M	-	ZE42-3687	ZE41-3684	
HUSQVARNA											
TC/TE250-511	-13	#3	ZE42-4283	ZE42-3283	M	-	ZE41-3281	M	ZE42-4683	ZE42-3683	ZE41-3681
CR/WR125-300	-13	#3	ZE42-4283	ZE42-3283	M	-	ZE41-3281	M	ZE42-4683	ZE42-3683	ZE41-3681
TC65	17-22	#4	-	ZE42-3287	M	-	ZE41-3284	M	-	ZE42-3687	ZE41-3684
TC85	14-22	#4	-	ZE42-3287	M	-	ZE41-3284	M	-	ZE42-3687	ZE41-3684
TC125	14-17	#2	ZE42-4284	ZE42-3284	M	-	ZE41-3283	M	ZE42-4684	ZE42-3684	ZE41-3683
	18	#2	ZE42-4284	ZE42-3284	M	-	ZE41-3283	M	ZE42-4684	ZE42-3684	ZE41-3683
	19-21	#2	ZE42-4284	ZE42-3284	M	-					

Bike	Year	Pivot Lever CP						Pivot Lever FP			
		Clutch			Brake			Clutch		Brake	
		4 Finger	3 Finger	Type	4 Finger	3 Finger	Type	4 Finger	3 Finger	3 Finger	
HUSQVARNA											
FC250 EU	22	#3	ZE42-4283	ZE42-3283	M	-	ZE41-3283	M	ZE42-4683	ZE42-3683	ZE41-3683
FC350 EU	22	#3	ZE42-4283	ZE42-3283	M	-	ZE41-3283	M	ZE42-4683	ZE42-3683	ZE41-3683
FC450	22	#3	ZE42-4283	ZE42-3283	M	-	ZE41-3283	M	ZE42-4683	ZE42-3683	ZE41-3683
TE250i/300i	14-16	#3	ZE42-4283	ZE42-3283	M	-	ZE41-3283	M	ZE42-4683	ZE42-3683	ZE41-3683
	17	#2	ZE42-4284	ZE42-3284	M	-	ZE41-3283	M	ZE42-4684	ZE42-3684	ZE41-3683
	18	#2	ZE42-4284	ZE42-3284	M	-	-	-	ZE42-4684	ZE42-3684	-
	19-21	#2	ZE42-4284	ZE42-3284	M	-	ZE41-3287	M	ZE42-4684	ZE42-3684	ZE41-3687
FE250-501/S	14-16	#3	ZE42-4283	ZE42-3283	M	-	ZE41-3283	M	ZE42-4683	ZE42-3683	ZE41-3683
	17	#2	ZE42-4284	ZE42-3284	M	-	ZE41-3283	M	ZE42-4684	ZE42-3684	ZE41-3683
	18	#2	ZE42-4284	ZE42-3284	M	-	-	-	ZE42-4684	ZE42-3684	-
	19-21	#2	ZE42-4284	ZE42-3284	M	-	ZE41-3287	M	ZE42-4684	ZE42-3684	ZE41-3687
FR450RALLY	16-20	#3	ZE42-4283	ZE42-3283	M	-	-	-	ZE42-4683	ZE42-3683	-
FS450	15	#3	ZE42-4283	ZE42-3283	M	-	-	-	ZE42-4683	ZE42-3683	-
	16-22	#2	ZE42-4284	ZE42-3284	M	-	-	-	ZE42-4684	ZE42-3684	-
TX125	17	#2	ZE42-4284	ZE42-3284	M	-	ZE41-3283	M	ZE42-4684	ZE42-3684	ZE41-3683
	18	#2	ZE42-4284	ZE42-3284	M	-	-	-	ZE42-4684	ZE42-3684	-
TX300i	17	#2	ZE42-4284	ZE42-3284	M	-	ZE41-3283	M	ZE42-4684	ZE42-3684	ZE41-3683
	18	#2	ZE42-4284	ZE42-3284	M	-	-	-	ZE42-4684	ZE42-3684	-
	19-21	#2	ZE42-4284	ZE42-3284	M	-	ZE41-3287	M	ZE42-4684	ZE42-3684	ZE41-3687
	22	#3	ZE42-4283	ZE42-3283	M	-	ZE41-3283	M	ZE42-4683	ZE42-3683	ZE41-3683
FX350-450	17	#2	ZE42-4284	ZE42-3284	M	-	ZE41-3283	M	ZE42-4684	ZE42-3684	ZE41-3683
	18	#2	ZE42-4284	ZE42-3284	M	-	-	-	ZE42-4684	ZE42-3684	-
	19-21	#2	ZE42-4284	ZE42-3284	M	-	ZE41-3287	M	ZE42-4684	ZE42-3684	ZE41-3687
FX350	22	-	-	-	-	ZE41-3283	M	-	-	ZE41-3683	
FX450	22	#3	ZE42-4283	ZE42-3283	M	-	ZE41-3283	M	ZE42-4683	ZE42-3683	ZE41-3683
GASGAS											
EC 2T	00-11	-	-	ZE42-3185	K	-	ZE41-3206	M	-	-	ZE41-3606
	12-13	#2	ZE42-4284	ZE42-3284	M	-	ZE41-3206	M	ZE42-4684	ZE42-3684	ZE41-3606
	14-17	-	-	ZE42-3185	K	-	ZE41-3206	M	-	-	ZE41-3606
	18-19	#2	ZE42-4284	ZE42-3284	M	-	ZE41-3206	M	ZE42-4684	ZE42-3684	ZE41-3606
EC 4T	10-13	-	-	ZE42-3185	K	-	ZE41-3206	M	-	-	ZE41-3606
	14-15	-	-	-	-	-	ZE41-3206	M	-	-	ZE41-3606
XC200/250/300	18-19	#2	ZE42-4284	ZE42-3284	M	-	ZE41-3206	M	ZE42-4684	ZE42-3684	ZE41-3606
FSE/FSR	03-09	-	-	ZE42-3185	K	-	ZE41-3206	M	-	-	ZE41-3606
MC65	21-22	-	-	ZE42-3287	M	-	ZE41-3284	M	-	ZE42-3687	ZE41-3684
MC85	21-22	-	-	-	-	-	ZE41-3284	M	-	-	ZE41-3684
MC125	21-22	ZE42-4283	ZE42-3283	M	-	ZE41-3283	M	ZE42-4683	ZE42-3683	ZE41-3683	
MC250	22	ZE42-4283	ZE42-3283	M	-	ZE41-3283	M	ZE42-4683	ZE42-3683	ZE41-3683	
MC250F	21-22	ZE42-4283	ZE42-3283	M	-	ZE41-3283	M	ZE42-4683	ZE42-3683	ZE41-3683	
MC350F	22	ZE42-4283	ZE42-3283	M	-	ZE41-3283	M	ZE42-4683	ZE42-3683	ZE41-3683	
MC450F	21-22	ZE42-4283	ZE42-3283	M	-	ZE41-3283	M	ZE42-4683	ZE42-3683	ZE41-3683	
EX250	22	ZE42-4283	ZE42-3283	M	-	ZE41-3283	M	ZE42-4683	ZE42-3683	ZE41-3683	
EX300	21-22	ZE42-4283	ZE42-3283	M	-	ZE41-3283	M	ZE42-4683	ZE42-3683	ZE41-3683	
EX250F	21-22	ZE42-4283	ZE42-3283	M	-	ZE41-3283	M	ZE42-4683	ZE42-3683	ZE41-3683	
EX350F	21-22	ZE42-4283	ZE42-3283	M	-	ZE41-3283	M	ZE42-4683	ZE42-3683	ZE41-3683	
EX450F	21-22	ZE42-4283	ZE42-3283	M	-	ZE41-3283	M	ZE42-4683	ZE42-3683	ZE41-3683	
BETA											
RR 2T	13-19	#3	ZE42-4283	ZE42-3283	M	-	ZE41-3206	M	ZE42-4683	ZE42-3683	ZE41-3606
RR/RS 4T	08-11	-	-	ZE42-3185	K	-	ZE41-3206	M	-	-	ZE41-3606
RR/RS 4T	12-19	#3	ZE42-4283	ZE42-3283	M	-	ZE41-3206	M	ZE42-4683	ZE42-3683	ZE41-3606
X-TRAINER	15-19	#3	ZE42-4283	ZE42-3283	M	-	ZE41-3206	M	ZE42-4683	ZE42-3683	ZE41-3606
TRIAL											
AJP	-	-	-	ZE42-3185	K	-	ZE41-3185	K	-	-	-
FANTIC											
CABALLERO FLAT TRACK125/250/500	19	-	-	-	K	ZE41-4264	-	M	-	-	-
CABALLERO SCRAMBLER125/250/500	19	-	-	-	K	ZE41-4264	-	M	-	-	-
CABALLERO RALLY 500	19	-	-	-	K	ZE41-4264	-	M	-	-	-
MOTARD											
MAGURA 195.5 SHORT	-	-	-	-	-	ZE41-3271	-	M	-	-	-
NISSIN RS-TYPE	-	-	-	-	-	ZE41-4299	-	M	-	-	-

#1 MAGURA #2 NEW MAGURA #3 Brembo #4 FORMULA



CONTROL



LEVER



HANDLEBAR ACCESSORIES



HAND GUARD



BODY GUARD



BODY PARTS



FOOT PARTS



SUSPENSION



ACCESSORIES



CARBON



PIVOT LEVER
CNC MACHINED **CP**



WR250R

CONTROL



LEVER



ZETA

PIVOT LEVER SET CP Replacement parts : P27 ➡

- Pivot CP clutch and brake lever set for Trail models.
- Lever folds outward to prevent breakage in the event of a crash.
- Lever adapter is ultraprecise CNC machined out of high grade aluminum for super light weight design.
- Available in red, blue and black colors for specific models. Available 3 finger lever lengths.

HANDLEBAR ACCESSORIES



HAND GUARD



BODY GUARD



BODY PARTS



FOOT PARTS



SUSPENSION



ACCESSORIES



CARBON



PIVOT LEVER
FORGED LEVER ARM **FP**



CRF450R 21



KX450

ZETA

PIVOT LEVER SET FP Replacement parts : P27 ➡

- Pivot FP clutch and brake lever set for MX racing models.
- Comes with durable forged color anodized lever arm.
- Lever folds outward to prevent breakage in the event of a crash.
- Lever adapter is ultraprecise CNC machined out of high grade aluminum for super light weight design.
- Available in red, blue, orange and black colors for specific models.
- Function consistent with style.

PIVOT LEVER SET CP Application

Bike	Year	Black	Blue	Red
HONDA				
CRF150L	18	ZS62-1020	-	-
CRF250L	12-21	ZE44-5011	-	ZE44-5013
CRF250L(S)	21	ZE44-5011	-	ZE44-5013
CRF250M	13-17	ZE44-5011	-	ZE44-5013
CRF250RALLY	17-21	ZE44-5011	-	ZE44-5013
CRF250RALLY(S)	21	ZE44-5011	-	ZE44-5013
CRF300L	21	ZE44-5011	-	ZE44-5013
CRF300RALLY	21	ZE44-5011	-	ZE44-5013
CRF450L	19-20	ZE44-5021	-	ZE44-5023
CRF450RL	21-22	ZE44-5021	-	ZE44-5023
CRF450X	19-22	ZE44-5021	-	ZE44-5023
YAMAHA				
WR250R	07-20	ZE44-8011	ZE44-8012	-
WR250X	07-17	ZE44-8011	ZE44-8012	-
SEROW225/250	86-20	ZE44-8011	ZE44-8012	-
TTR250	93-97	ZE44-8011	ZE44-8012	-
XT250	08-22	ZE44-8011	ZE44-8012	-
XT250X	06-17	ZE44-8011	ZE44-8012	-
TRICKER	04-18	ZE44-8011	ZE44-8012	-
DT230LANZA	97-99	ZE44-8011	ZE44-8012	-
TW200/225	91-22	ZE44-8011	ZE44-8012	-
KAWASAKI				
KLX125,D-TRACKER125	10-16	ZE44-6011	ZE44-6012	-
KLX150BF	16	ZE44-6011	ZE44-6012	-
KLX230	20-21	ZE44-6011	ZE44-6012	-
KLX230R	20-21	ZE44-6011	ZE44-6012	-
KLX250	08-20	ZE44-6011	ZE44-6012	-
D-TRACKER X	08-16	ZE44-6011	ZE44-6012	-
VERSYS-X250	17-19	ZE44-6011	ZE44-6012	-
VERSYS-X250 TOURER	20	ZE44-6011	ZE44-6012	-
VERSYS-X300	17-21	ZE44-6011	ZE44-6012	-
SUZUKI				
DRZ400S/SM	00-19	ZE44-7011	ZE44-7012	ZE44-7013
DR200S	15-19	ZE44-7011	ZE44-7012	ZE44-7013
DR250R	97-00	ZE44-7011	ZE44-7012	ZE44-7013

Bike	Year	Black	Blue	Red	Orange	H-Blue	Green
HONDA							
CRF250R	07-22	ZE44-0101	-	ZE44-0103	-	-	-
CRF450R	21-22	ZE44-0111	-	ZE44-0113	-	-	-
CRF250RX	19-22	ZE44-0101	-	ZE44-0103	-	-	-
CRF450RX	17-20	ZE44-0101	-	ZE44-0103	-	-	-
CRF450RX	21-22	ZE44-0111	-	ZE44-0113	-	-	-
YAMAHA							
YZ65	18-22	ZE44-3121	ZE44-3122	-	-	-	-
YZ85	15-22	ZE44-3121	ZE44-3122	-	-	-	-
YZ125	01-07	ZE44-1101	ZE44-1102	ZE44-1103	-	-	-
	08-14	ZE44-1111	ZE44-1112	-	-	-	-
	15-22	ZE44-3101	ZE44-3102	-	-	-	-
YZ250	01-07	ZE44-1101	ZE44-1102	ZE44-1103	-	-	-
	08-14	ZE44-1111	ZE44-1112	-	-	-	-
	15-22	ZE44-3101	ZE44-3102	-	-	-	-
YZ250F	01-06	ZE44-1101	ZE44-1102	ZE44-1103	-	-	-
	07-08	ZE44-1111	ZE44-1112	-	-	-	-
	09-22	ZE44-3101	ZE44-3102	-	-	-	-
YZ426F/450F	01-07	ZE44-1101	ZE44-1102	ZE44-1103	-	-	-
	08	ZE44-1111	ZE44-1112	-	-	-	-
	09-22	ZE44-3101	ZE44-3102	-	-	-	-
YZ125X	17-22	ZE44-3101	ZE44-3102	-	-	-	-
YZ250X	16-22	ZE44-3101	ZE44-3102	-	-	-	-
YZ250FX	15-19	ZE44-3111	ZE44-3112	-	-	-	-
	20-22	ZE44-3101	ZE44-3102	-	-	-	-
YZ450FX	16-18	ZE44-3111	ZE44-3112	-	-	-	-
	19-22	ZE44-3101	ZE44-3102	-	-	-	-
KAWASAKI							
KX65	00-22	ZE44-2101	ZE44-2102	ZE44-2103	-	-	-
KX85	01-22	ZE44-2101	ZE44-2102	ZE44-2103	-	-	-
KX100	01-21	ZE44-2101	ZE44-2102	ZE44-2103	-	-	-
KX112	22	ZE44-2101	ZE44-2102	ZE44-2103	-	-	-
KX125	00-05	ZE44-2101	ZE44-2102	ZE44-2103	-	-	-
	06-08	ZE44-1101	ZE44-1102	ZE44-1103	-	-	-
KX250	00-04	ZE44-2101	ZE44-2102	ZE44-2103	-	-	-
	05-08	ZE44-1101	ZE44-1102	ZE44-1103	-	-	-
	04	ZE44-2101	ZE44-2102	ZE44-2103	-	-	-
KX250F	05-12	ZE44-1101	ZE44-1102	ZE44-1103	-	-	-
	13-18	ZE44-1111	ZE44-1112	-	-	ZE44-1114	-
	19-20	ZE44-1111	ZE44-1112	-	-	ZE44-1114	-
KX250	21-22	ZE44-1121	ZE44-1122	-	-	ZE44-1124	-
KX250X	21-22	ZE44-1121	ZE44-1122	-	-	ZE44-1124	-
KX450F	08-12	ZE44-1101	ZE44-1102	ZE44-1103	-	-	-
KX450	13-18	ZE44-1111	ZE44-1112	-	-	ZE44-1114	-
KX450	19-22	ZE44-1121	ZE44-1122	-	-	ZE44-1124	-
KX450X	21-22	ZE44-1121	ZE44-1122	-	-	ZE44-1124	-
SUZUKI							
RMZ250	04	ZE44-2101	ZE44-2102	ZE44-2103	-	-	-
	05-06	ZE44-1101	ZE44-1102	ZE44-1103	-	-	-
	07-22	ZE44-2101	ZE44-2102	ZE44-2103	-	-	-
RMZ450	05-22	ZE44-2101	ZE44-2102	ZE44-2103	-	-	-
KTM							
65SX	14-22	-	-	ZE44-4157	ZE44-4159	-	-
85SX	13-22	-	-	ZE44-4157	ZE44-4159	-	-
	09-13	#2	-	-	-	-	-
125SX	14-15	#4	ZE44-4131	-	ZE44-4137	ZE44-4139	-
	16-22	#3	ZE44-4121	-	ZE44-4127	ZE44-4129	-
	09-13	#2	-	-	ZE44-4117	-	-
150SX	14-15	#4	ZE44-4131	-	ZE44-4137	ZE44-4139	-
	16-22	#3	ZE44-4121	-	ZE44-4127	ZE44-4129	-
250SX	06-13	#1	ZE44-4101	-	ZE44-4107	-	-
	14-22	#3	ZE44-4121	-	ZE44-4127	ZE44-4129	-
250SX-F	07-13	#1	ZE44-4101	-	ZE44-4107	-	-
	14-22	#3	ZE44-4121	-	ZE44-4127	ZE44-4129	-
350SX-F	11-13	#1	ZE44-4101	-	ZE44-4107	-	-
	14-22	#3	ZE44-4121	-	ZE44-4127	ZE44-4129	-
450SX-F	09-12	#2	-	-	ZE44-4117	-	-
	13	#1	ZE44-4101	-	ZE44-4107	-	-
	14-22	#3	ZE44-4121	-	ZE44-4127	ZE44-4129	-
125EXC	09-13	#2	-	-	ZE44-4117	-	-
	14-16	#4	ZE44-4131	-	ZE44-4137	ZE44-4139	-
150EXC/TP1	20-22	#3	ZE44-4121	-	ZE44-4127	ZE44-4129	-
200EXC	09-13	#2	-	-	ZE44-4117	-	-
	14-15	#4	ZE44-4131	-	ZE44-4137	ZE44-4139	-
250EXC/TP1	06-13	#1	ZE44-4101	-	ZE44-4107	-	-
	14-22	#3	ZE44-4121	-	ZE44-4127	ZE44-4129	-
300EXC/TP1	06-13	#1	ZE44-4101	-	ZE44-4107	-	-
	14-22	#3	ZE44-4121	-	ZE44-4127	ZE44-4129	-
250EXC-F	06-13	#1	ZE44-4101	-	ZE44-4107	-	-
	14-22	#3	ZE44-4121	-	ZE44-4127	ZE44-4129	-
350EXC-F	12-13	#1	ZE44-4101	-	ZE44-4107	-	-
	14-22	#3	ZE44-4121	-	ZE44-4127	ZE44-4129	-
400EXC	09-11	#1	ZE44-4101	-	ZE44-4107	-	-
450EXC-R	08	#1	ZE44-4101	-	ZE44-4107	-	-
450EXC	07-13	#1	ZE44-4101	-	ZE44-4107	-	-
	14-16	#3	ZE44-4121	-	ZE44-4127	ZE44-4129	-
450EXC-F	17-22	#3	ZE44-4121	-	ZE44-4127	ZE44-4129	-
	12-13	#3	ZE44-4101	-	ZE44-4107	-	-
500EXC	14-16	#3	ZE44-4121	-	ZE44-4127	ZE44-4129	-
500EXC-F	17-22	#3	ZE44-4121	-	ZE44-4127	ZE44-4129	-
525EXC	07	#1	ZE44-4101	-	ZE44-4107	-	-
530EXC	09-11	#1	ZE44-4101	-	ZE44-4107	-	-
530EXC-R	08	#1	ZE44-4101	-	ZE44-4107	-	-
125XC	21-22	#3	ZE44-4121	-	ZE44-4127	ZE44-4129	-
Clutch Brake							
#1	Clutch	Brembo	#4	Clutch	Brembo	#14	
#2	MAGURA	Brembo	#5	MAGURA	MAGURA		
#3	Brembo	Brembo					

PIVOT LEVER SET FP Application

Bike	Year	Black	Red	Orange	H-Blue
KTM					
150XC	10-13	#2	-	-	ZE44-4117
	14	#4	ZE44-4131	-	ZE44-4137
250XC/TP1	06-13	#1	ZE44-4101	-	ZE44-4107
	14-22	#3	ZE44-4121	ZE44-4123	ZE44-4127
300XC/TP1	06-13	#1	ZE44-4101	-	ZE44-4107
	14-22	#3	ZE44-4121	ZE44-4123	ZE44-4127
250XC-F	07-13	#1	ZE44-4101	-	ZE44-4107
	14-22	#3	ZE44-4121	ZE44-4123	ZE44-4127
350XC-F	11-13	#1	ZE44-4101	-	ZE44-4107
	14-22	#3	ZE44-4121	ZE44-4123	ZE44-4127
	09	#2	-	-	ZE44-4117
450XC-F	13	#1	ZE44-4101	-	ZE44-4107
	14-22	#3	ZE44-4121	ZE44-4123	ZE44-4127
505XC-F	09	#2	-	-	ZE44-4117
125XC-W	17-19	#3	ZE44-4121	ZE44-4123	ZE44-4127
150XC-W/TP1	17-22	#3	ZE44-4121	ZE44-4123	ZE44-4127
200XC-W	09-13	#2	-	-	ZE44-4117
	14-16	#4	ZE44-4131	-	ZE44-4137
250XC-W/TP1	06-13	#1	ZE44-4101	-	ZE44-4107
	14-22	#3	ZE44-4121	ZE44-4123	ZE44-4127
300XC-W/TP1	06-13	#1	ZE44-4101	-	ZE44-4107
	14-22	#3	ZE44-4121	ZE44-4123	ZE44-4127
250XC-F	06-13	#1	ZE44-4101	-	ZE44-4107
	14-16	#3	ZE44-4121	ZE44-4123	ZE44-4127
	12-13	#1	ZE44-4101	-	ZE44-4107
350XC-F	14-16	#3	ZE44-4121	ZE44-4123	ZE44-4127
	20-22	#3	ZE44-4121	ZE44-4123	ZE44-4127
400XC-W	09-10	#1	ZE44-4101	-	ZE44-4107
450XC-R	08	#1	ZE44-4101	-	ZE44-4107
450XC-W	09-13	#1	ZE44-4101	-	ZE44-4107
	14-16	#3	ZE44-		

BASE GRIPS

SLIM

Motocross Kids Ladies
Wide fit for riders with small hands.



OPEN END Type



CLOSED END Type

**PURSuing A THIN
AND UNIFORM FEEL GRIP**

ZETA BASE GRIPS SLIM

- Simple, slim and full diamond pattern medium compound grip.
 - Trial, kids and ladies, wide fit for riders with small hands.
 - 57 mm small diameter flange reduces interference when handling switch or disengaging clutch.
 - Eliminating the logos and the wiring loop, provides direct feel operation.
 - Available open and closed end designs.
 - Length : 116 mm, Flange: 57 mm , Grip Diameter :29 mm (When the clutch is installed).
- *Touring rally type replacement tube can be attached to the base grip (slim).

Part #	Description	Color
ZE47-6011	Closed end	Black
ZE47-6021	Open end	Black

CONTROL



LEVER



HANDLEBAR
ACCESSORIES



HAND
GUARD



BODY
GUARD



BODY
PARTS



FOOT
PARTS



SUSPENSION



ACCESSORIES



CARBON



RALLY

Fits every field of touring and sports riding.

**SOFT COMPOUND TUBE
FOCUSED ON OPERABILITY**

OPEN END Type



SAFETY
WIRE GROOVE

ZETA BASE GRIPS RALLY

- Base grip comes with soft compound tubes, great to use for long distance ride and rally touring.
 - Larger diameter with soft tube grip is great for stability and easing vibration.
 - Unique pattern on the tube provides better grip even when covered in mud and water.
 - Outer tube can be installed with wire or glue on base grip.
 - 2 pieces outer tubes for easy installation. One tube comes with 2 safety wiring grooves for secure fit.
 - Available open-end design, replacement tubes are available.
 - Length : 116 mm, Flange: 57 mm , Grip Diameter :33 mm (When the clutch is installed).
- * Touring rally type replacement tube can be attached to the base grip (slim)
* It can be used as SLIM GRIP when the soft compound tube is removed.

Part #	Description	Color
ZE47-6126	Open end	Black/Gray

TOURING

Soft grip feeling and works for long running time.

**SOFT SPONGE FOAM
TO REDUCE VIBRATION**

OPEN END Type



ZETA BASE GRIPS TOURING

- Base grip comes with soft sponge foam, great to use for touring ride.
 - Soft sponge foam widely reduces vibrations.
 - 2.5 mm thick foam provides a soft and confirmed feel, and better operability.
 - Sponge foam can be easily replaced, replacement sponge foam is available.
 - Available in open-end design.
 - Length : 116 mm, Flange: 57 mm , Grip Diameter :33 mm (When the clutch is installed).
- * Touring rally type replacement tube can be attached to the base grip (slim).
* Can be used as SLIM GRIP when soft sponge foam is removed.

Part #	Description	Color
ZE47-6221	Open end	Black



SOFT SPONGE FOAM



SOFT COMPOUND TUBE

Part #	Description	Color
ZE47-6192	SOFT COMPOUND TUBE 4 pcs	Gray
ZE47-6291	SOFT SPONGE FOAM 2 pcs	Black



CLOSED END

OPEN END



Black / Gray

Red / Gray

Orange / Gray

Blue / Gray



Anti slip Diamond pattern

3 safety wire grooves

Bar end cutting line
Easy to cut grip bar end for installing aluminum hand guards.

Twist half waffle pattern
Lower twist half waffle pattern for better finger grip.

FUNCTION

ZETA RACE GRIPS

- Dual compound motocross and enduro racing grip available from ZETA.
- Grip in gray is made of soft compound to reduce shock, while durable inner layer and grip end improve bar adhesion and give longer grip life.
- The upper half anti-slip diamond pattern provides greater grip, while the waffle pattern on the lower half provides excellent finger grip.
- Incorporates 3 safety wire grooves to allow accurate and secure grip placement.
- Open end design for easy installation of ZETA Armor hand guards.
- Available in 4 different colors.
- Length 119 mm

Part #		Color
Closed end	Open end	
ZE47-5000	ZE47-5100	Black/Gray
ZE47-5002	ZE47-5102	Red/Gray
ZE47-5003	ZE47-5103	Orange/Gray
ZE47-5006	ZE47-5106	Blue/Gray



ZETA GRIP COVER

- Protective cover for the handlebar grip.
- Prevents dirt of the grip during maintenance, etc.
- Neoprene is used for the material, which has excellent elasticity and fits all kinds of grips.
- The material is soft, so it fits easily over the grip and hand, and does not slip easily when snapping the throttle while wrapped around the grip.
- Prevents deterioration of the grip due to UV rays during long-term storage.

Part #	Size	Contents
ZE49-9001	Width 110mm x Height 125mm (including Velcro part)	2 pcs

CONTROL



LEVER



HANDLEBAR ACCESSORIES



HAND GUARD



BODY GUARD



BODY PARTS



FOOT PARTS



SUSPENSION



ACCESSORIES



CARBON



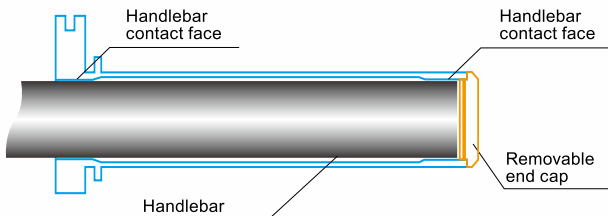


Closed End
Non-removable end cap.
Replacement end cap is not available.

ZETA ALUMINUM THROTTLE TUBE

- Made of A6061 aluminum with hard anodized finish.
- Removable end cap design allows the use with bar end plugs or aluminum hand guards.
- Quick turn throttle tubes available for dual sport models for better acceleration.
- Special tapered inside tube design keeps the distance between the throttle tube and handlebar, greatly reducing frictional resistance which allows for smoother acceleration.

Aluminum throttle tube cutaway view



Replacement End Cap
Part # **ZE45-5200**

Bike	Year	Standard	Hi Speed	Closed
HONDA				
CRF150R	07-20	ZE45-5015	-	-
CRF250R	04-18	ZE45-5007	-	ZE45-5207
CRF250X	04-17	ZE45-5007	-	ZE45-5207
CRF450R	04-16	ZE45-5007	-	ZE45-5207
CRF450X	05-17	ZE45-5007	-	ZE45-5207
CROSS CUB 110	18-21	ZE45-5024	-	-
CRF250L/M	12-21	ZE45-5024	-	-
CRF250L(S)	21	ZE45-5024	-	-
CRF250RALLY	17-21	ZE45-5024	-	-
CRF250RALLY(S)	21	ZE45-5024	-	-
CRF300L	21	ZE45-5024	-	-
CRF300RALLY	21	ZE45-5024	-	-
CRF1000L	16-17	ZE45-5024	-	-
YAMAHA				
YZ250F	98-11	ZE45-5001	ZE45-5101	ZE45-5201
	12-22	ZE45-5014	-	ZE45-5214
YZ400F-450F	98-13	ZE45-5001	ZE45-5101	ZE45-5201
	14-15	ZE45-5014	-	ZE45-5214
YZ450F	16-17	ZE45-5001	ZE45-5101	ZE45-5201
	18-22	ZE45-5014	-	ZE45-5214
YZ250FX	15-22	ZE45-5014	-	ZE45-5214
YZ450FX	16-22	ZE45-5014	-	ZE45-5214
WR250F	01-14	ZE45-5001	ZE45-5101	ZE45-5201
	15-22	ZE45-5014	-	ZE45-5214
WR400F-450F	98-15	ZE45-5001	ZE45-5101	ZE45-5201
	16-22	ZE45-5014	-	ZE45-5214
SEROW225/250,TRICKER	00-20	ZE45-5001	ZE45-5101	ZE45-5201
XT250X	06-17	ZE45-5001	ZE45-5101	ZE45-5201
WR155R	20	ZE45-5001	ZE45-5101	ZE45-5201
WR250R/X	07-20	ZE45-5001	ZE45-5101	ZE45-5201
KAWASAKI				
KX250F	04-18	ZE45-5001	ZE45-5101	ZE45-5201
KX250	19-22	ZE45-5001	ZE45-5101	ZE45-5201
KX450F	06-18	ZE45-5001	ZE45-5101	ZE45-5201
KX450	19-22	ZE45-5001	ZE45-5101	ZE45-5201
KLX450R	08-09	ZE45-5001	ZE45-5101	ZE45-5201
KX250X	21-22	ZE45-5001	ZE45-5101	ZE45-5201
KX450X	21-22	ZE45-5001	ZE45-5101	ZE45-5201
KLX125,D-TRACKER125	10-16	ZE45-5001	ZE45-5101	ZE45-5201
	16	ZE45-5001	ZE45-5101	ZE45-5201
KLX150S	09-13	ZE45-5001	ZE45-5101	ZE45-5201
KLX250,D-TRACKER/X	04-20	ZE45-5001	ZE45-5101	ZE45-5201
SUZUKI				
RMZ250	04-06	ZE45-5001	ZE45-5101	ZE45-5201
	07-22	ZE45-5014	-	ZE45-5214
	05-06	ZE45-5001	ZE45-5101	ZE45-5201
RMZ450	07	ZE45-5014	-	ZE45-5214
	08-22	ZE45-5001	ZE45-5101	ZE45-5201
RMX450Z	10-19	ZE45-5001	ZE45-5101	ZE45-5201
DRZ400R/S/SM	00-19	-	ZE45-5111	-
DR250S/R	92-04	-	ZE45-5111	-
250SB	04-06	ZE45-5001	ZE45-5101	ZE45-5201
KTM				
85SX	18-22	-	-	ZE45-5225
125SX/XC-W	17-22	-	-	ZE45-5225
150SX/XC-W	17-22	-	-	ZE45-5225
250SX/EXC/XC/XC-W	17-22	-	-	ZE45-5225
300EXC/XC/XC-W	17-22	-	-	ZE45-5225
250SX-F/XC-F	06-15	ZE45-5021	-	-
	17-22	-	-	ZE45-5225
250EXC-F/XCF-W	06-16	ZE45-5021	-	-
	17-22	-	-	ZE45-5225
350SX-F/XC-F	11-15	ZE45-5021	-	-
	17-22	-	-	ZE45-5225
350EXC-F/XCF-W	12-16	ZE45-5021	-	-
	17-22	-	-	ZE45-5225
450SX-F/XC-F	06-15	ZE45-5021	-	-
	17-22	-	-	ZE45-5225
450EXC/XC-W	06-16	ZE45-5021	-	-
	17-22	-	-	ZE45-5225
400-530SX-R/EXC	04-16	ZE45-5021	-	-
	17-22	-	-	ZE45-5225
FREERIDE250F	18	-	-	ZE45-5225
FREERIDE350	13-17	ZE45-5021	-	-
HUSQVARNA				
TC85	18-22	-	-	ZE45-5225
TC/TE/TX125-300	17-22	-	-	ZE45-5225
FC250-450	14-15	ZE45-5021	-	-
	17-22	-	-	ZE45-5225
FE250-501	14-16	ZE45-5021	-	-
	17-22	-	-	ZE45-5225
FX350-450	17-22	-	-	ZE45-5225
GASGAS				
MC85	21-22	-	-	ZE45-5225
MC125	21-22	-	-	ZE45-5225
MC250	22	-	-	ZE45-5225
MC250F	21-22	-	-	ZE45-5225
MC350F	22	-	-	ZE45-5225
MC450F	21-22	-	-	ZE45-5225
EC300	21-22	-	-	ZE45-5225
EC250F	21-22	-	-	ZE45-5225
EC350F	21-22	-	-	ZE45-5225
EX250	22	-	-	ZE45-5225
EX300	21-22	-	-	ZE45-5225
EX250F	21-22	-	-	ZE45-5225
EX350F	21-22	-	-	ZE45-5225
EX450F	21-22	-	-	ZE45-5225

Bike	Year	Closed End	Open End
HONDA			
CR80R/85R	90-07	-	ZE45-8106
CRF150R	07-21	ZE45-8015	ZE45-8115
CRF250R	04-17	ZE45-8007	ZE45-8107
	18-22	ZE45-8016	ZE45-8116
CRF450R	02-16	ZE45-8007	ZE45-8107
	17-22	ZE45-8016	ZE45-8116
CRF250X	04-17	ZE45-8007	ZE45-8107
CRF450X	05-17	ZE45-8007	ZE45-8107
	19-22	ZE45-8016	ZE45-8116
CRF250RX	19-22	ZE45-8016	ZE45-8116
CRF450RX	17-22	ZE45-8016	ZE45-8116
CRM250	91-96	ZE45-8010	-
	97-99	-	ZE45-8102
CROSS CUB 110	18-21	-	ZE45-8124
CRF250L/M	12-21	ZE45-8024	ZE45-8124
CRF250L(S)	21	ZE45-8024	ZE45-8124
CRF250RALLY	17-21	ZE45-8024	ZE45-8124
CRF250RALLY(S)	21	ZE45-8024	ZE45-8124
CRF300L	21	ZE45-8024	ZE45-8124
CRF300RALLY	21	ZE45-8024	ZE45-8124
CRF450L	19-20	ZE45-8016	ZE45-8116
CRF450RL	21	ZE45-8016	ZE45-8116
CRF1000L	16-17	-	ZE45-8124
XR250/BAJA/MOTARD	95-07	ZE45-8013	-
XR230/MOTARD	05-12	-	ZE45-8102
XR400/MOTARD	05-07	-	ZE45-8102
XR250R,XLR250	-94	-	ZE45-8102
XR650R	00-07	-	ZE45-8102
YAMAHA			
YZ125/250	96	ZE45-8008	ZE45-8103
	97-22	ZE45-8009	ZE45-8109
YZ250F	01-11	ZE45-8001	ZE45-8101
	12-22	ZE45-8014	ZE45-8114
YZ400F-450F	98-13	ZE45-8001	ZE45-8101
	14-15	ZE45-8014	ZE45-8114
YZ450F	16-17	ZE45-8001	ZE45-8101
	18-22	ZE45-8014	ZE45-8114
YZ125X	17-22	ZE45-8009	ZE45-8109
YZ250X	16-22	ZE45-8009	ZE45-8109
YZ250FX	15-22	ZE45-8014	ZE45-8114
YZ450FX	16-22	ZE45-8014	ZE45-8114
WR250F	01-14	ZE45-8001	ZE45-8101
	15-22	ZE45-8014	ZE45-8114
WR400F-450F	98-15	ZE45-8001	ZE45-8101
	16-22	ZE45-8014	ZE45-8114
SEROW225/250,TRICKER	00-20	ZE45-8001	ZE45-8101
WR155R	20	ZE45-8001	ZE45-8101
WR250R/X	07-20	ZE45-8001	ZE45-8101
XT250X	06-17	ZE45-8001	ZE45-8101
KAWASAKI			
KX125/250	92-02	-	ZE45-8103
	03-08	ZE45-8008	ZE45-8108
	04-12	ZE45-8001	ZE45-8101
KX250F	13	ZE45-8023	ZE45-8123
	14-18	ZE45-8001	ZE45-8101
KX250	19-22	ZE45-8001	ZE45-8101
	06-12	ZE45-8001	ZE45-8101
KX450F	13	ZE45-8023	ZE45-8123
	14-18	ZE45-8001	ZE45-8101
KX450	19-22	ZE45-8001	ZE45-8101
KLX450R	08-14	ZE45-8001	ZE45-8101
KX250X	21-22	ZE45-8001	ZE45-8101
KX450X	21-22	ZE45-8001	ZE45-8101
KLX125,D-TRACKER125	10-16	ZE45-8023	ZE45-8123
KLX150BF	16	ZE45-8023	ZE45-8123
KLX150S	09-13	ZE45-8023	ZE45-8123
	93-03	-	ZE45-8102
KLX250, D-TRACKER	04-20	ZE45-8023	ZE45-8123
SUZUKI			
RM80/85	95-19	-	ZE45-8103
RM125/250	95-08	-	ZE45-8103
RMZ250	04-06	ZE45-8001	ZE45-8101
	07-22	ZE45-8014	ZE45-8114
	05-06	ZE45-8001	ZE45-8101
RMZ450	07	ZE45-8014	ZE45-8114
	08-22	ZE45-8001	ZE45-8101
RMX450Z	10-19	ZE45-8001	ZE45-8101
250SB	02-03	-	ZE45-8102
	04-06	ZE45-8023	ZE45-8123
KTM			
50SX	12-20	ZE45-8022	-
65SX	09-20	ZE45-8022	-
85SX	04-17	ZE45-8020	ZE45-8120
	18-22	ZE45-8025	-
125-300SX/EXC/XC/XC-W	04-16	ZE45-8020	ZE45-8120
	17-22	ZE45-8025	-
250SX-F/XC-F	06-15	ZE45-8021	ZE45-8121
	16-22	ZE45-8025	-
250EXC-F/XCF-W	06-16	ZE45-8021	ZE45-8121
	17-22	ZE45-8025	-
350SX-F/XC-F	11-15	ZE45-8021	ZE45-8121
	16-22	ZE45-8025	-
350EXC-F/XCF-W	12-16	ZE45-8021	ZE45-8121
	17-22	ZE45-8025	-
450SX-F/XC-F	06-15	ZE45-8021	ZE45-8121
	16-22	ZE45-8025	-
450EXC/XC-W	06-16	ZE45-8021	ZE45-8121
	17-22	ZE45-8025	-
500EXC-F	17-22	ZE45-8025	-
400-530SX-R/EXC/XC-W	04-16	ZE45-8021	ZE45-8121
FREERIDE250F	18	ZE45-8025	-
FREERIDE250R	14-17	ZE45-8020	ZE45-8120
FREERIDE350	13-17	ZE45-8021	ZE45-8121



Open End Closed End

ZEATA THROTTLE TUBE

- Replaces stock throttle tube.
- Teflon coated nylon fabric provides smooth acceleration.
- Open end type available for use with aluminum hand guards and bar ends.

Bike	Year	Closed End	Open End
HUSQVARNA			
TC85	14-17	ZE45-8020	ZE45-8120
	18-22	ZE45-8025	-
TC125/250	14-16	ZE45-8020	ZE45-8120
	17-22	ZE45-8025	-
TE125-300	14-16	ZE45-8020	ZE45-8120
	17-22	ZE45-8025	-
FC250-450	14-15	ZE45-8021	ZE45-8121
	16-22	ZE45-8025	-
TX/FX125-450	17-22	ZE45-8025	-
FE250-501	14-16	ZE45-8021	ZE45-8121
	17-22	ZE45-8025	-
GASGAS			
MC85	21-22	ZE45-8025	-
MC125	21-22	ZE45-8025	-
MC250	21-22	ZE45-8025	-
MC250F	21-22	ZE45-8025	-
MC350F	21-22	ZE45-8025	-
MC450F	21-22	ZE45-8025	-
EC300	21-22	ZE45-8025	-
EC250F	21-22	ZE45-8025	-
EC350F	21-22	ZE45-8025	-
EX250	21-22	ZE45-8025	-
EX300	21-22	ZE45-8025	-
EX250F	21-22	ZE45-8025	-
EX350F	21-22	ZE45-8025	-
EX450F	21-22	ZE45-8025	-
BETA			
RR2T 125-300	13-22	ZE45-8020	ZE45-8120
X-TRAINER	15-22	ZE45-8020	ZE45-8120
TRIAL			
domino	-	ZE45-8031	-

CONTROL



LEVER



HANDLEBAR ACCESSORIES



HAND GUARD



BODY GUARD



BODY PARTS



FOOT PARTS



SUSPENSION



ACCESSORIES



CARBON





ZETA

ROTATING BAR CLAMP UN

- Universal rotating bar clamp. Bolts on to your existing perch.
- Includes nylon sleeve to insert between the clamp and your bar allowing the perch to rotate upon impact.
- Made of 7000 grade aluminum.

Part #	Color
ZE40-9111	Ti-Color
ZE40-9112	Red
ZE40-9113	Blue
ZE40-9114	Orange



ZETA

ROTATING BAR CLAMP MH

- Universal rotating bar clamp with mirror hole (10 mm). Bolts on to your existing perch.
- Includes nylon sleeve to insert between the clamp and your bar allowing the perch to rotate upon impact.
- Made of 7000 grade aluminum.

Part #	Color
ZE40-9411	Ti-Color
ZE40-9412	Red
ZE40-9413	Blue



ZETA

ROTATING BAR CLAMP HS

- Universal hot starter lever with rotating bar clamp.
- Bolts on to your existing brake master cylinder or clutch perch.
- Re-locates the stock hot start lever over to the right or left side perch for easy access.
- Includes nylon sleeve to insert between the clamp and your bar allowing the lever perch to rotate upon impact.

Part #	Color
ZE40-9211	Ti-Color
ZE40-9212	Red
ZE40-9213	Blue



Replacement
Nylon sleeve 180°
Part # [ZE40-9098](#)

CONTROL



LEVER



HANDLEBAR ACCESSORIES



HAND GUARD



BODY GUARD



BODY PARTS



FOOT PARTS



SUSPENSION



ACCESSORIES



CARBON




ZETA

KILL SWITCH

- Engine kill switch with bar clamp, bolt on to clutch Perch.
- Saves space on your handlebar.
- Bar clamp body is made of aluminum with titanium-color anodized finish.
- Comes with plug type terminals for installation.
- Made of 7000 grade aluminum CNC machined.

Part #	Description
ZE51-1201	YZ / YZF (-'08) , KX / KXF , RMZ





ZETA
BAR END SLIDER

- Bar end slider made of durable POM material.
- Protects your throttle tube and grips from damages in a crash.
- Can be used on handlebar inner diameter sizes from 13.5 mm to 19 mm

Part #	Color
ZE48-0010	Black

CONTROL



LEVER



HANDLEBAR ACCESSORIES



HAND GUARD



BODY GUARD



BODY PARTS



FOOT PARTS



SUSPENSION



ACCESSORIES



CARBON



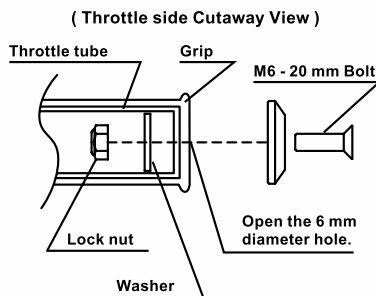
33



ZETA
BAR END PLUGS SWIVEL

- Fits throttle tube and allows smoother throttle movement than standard bar end plug. (Installation on the clutch side is the same as the standard bar end plug.)
- Made of 6061-T6 aluminum. Diameter : 29 mm
- Comes in pairs.

Part #	Color
ZE48-8101	Silver
ZE48-8103	Ti-color
ZE48-8104	Gold
ZE48-8105	Black
ZE48-8106	Red
ZE48-8107	Blue



ZETA
PLASTIC BAREND PLUG 2pc

Part #	Color
ZE01-0001	Black



ZETA
BAR END PLUGS 29mm / 35mm

- Prevents grip damage in the event of a fall.
- Light weight aluminum hardware.
- Available in 7 different colors for each size. (35 mm and 29 mm)
- Comes in pairs.

Part #		Color
29mm	35mm	
ZE48-7001	ZE48-7101	Silver
ZE48-7003	ZE48-7103	Ti-color
ZE48-7004	ZE48-7104	Gold
ZE48-7005	ZE48-7105	Black
ZE48-7006	ZE48-7106	Red
ZE48-7007	ZE48-7107	Blue
ZE48-7009	ZE48-7109	Orange



29 mm

35 mm

Adjustable mechanism to fit a variety of handlebars. Full flat design maximizes mounting space.



ZETA ADJUSTABLE MOUNTING BRACKET HANDLE BAR TYPE

- Brace type adjustable mounting bar.
 - Multiple mobile devices such as phone mount holder and USB power charger can be attached on the handlebar.
 - The length can be adjusted in 5 stages by using the special spacer.
 - Compatible with various shapes of bar handles.
 - The brace shaft has a full flat design with a diameter of 22.2mm to maximize the mounting space.
 - Compatible with bar handles without handlebar brace (22.2mm). *1
 - High-strength aluminum is used. Sandblasted and black anodized finish.
- *1 There is no brace function to increase the rigidity of the handlebar.

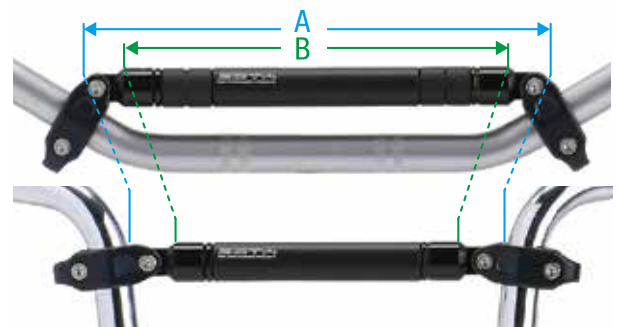
Part #	ZE60-1000
Color	Black
Size	Length: 258mm/244mm/230mm/216mm/202mm Diameter: 22.2mm
Mountable Range	212mm/198mm/184mm/170mm/156mm
Weight	295g (total length 258mm)
Material	Clamp : Forged aluminum Brace shaft : Aluminum
Surface treatment	Black anodized finish
	Design registration pending

Maximized mounting space

- The brace shaft has a full flat design with a diameter of 22.2mm to maximize the mounting space.
 - Multiple mobile devices such as phone mount holder and USB power charger can be attached on the handlebar.
 - The length can be adjusted in 5 stages by using the special spacer.
 - Compatible with various shapes of handlebar.
 - Compatible with bar handles without handlebar brace (22.2mm).
- *There is no brace function to increase the rigidity of the handlebar.

Tying up wires

- Harness clip on the clamp allows for tying up wires with out using zip ties.
- Plastic collar on the clamp prevents scratches on the handlebar.



A	B
Brace shaft total length	Mounting space (diameter 22.2mm)
258mm	212mm
244mm	198mm
230mm	184mm
216mm	170mm
202mm	156mm

The brace may become difficult to remove depending on how it is installed and used. It is recommended to apply grease to the brace during installation.



CONTROL

LEVER

HANDLEBAR ACCESSORIES

HAND GUARD

BODY GUARD

BODY PARTS

FOOT PARTS

SUSPENSION

ACCESSORIES

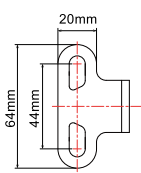
CARBON

Adjustable and easy to set the best position, Bar mount type mounting bar.



ZETA ADJUSTABLE MOUNTING BRACKET BAR MOUNT TYPE

- A mounting bar that attaches to handlebar clamps.
- The detailed position adjustment function of each part allows for installation according to the type of mobile device.
- The mount bar can be adjusted back and forth, left and right, allowing the smartphone to be set in the best position for the rider.
- The mounting stay is compatible with handlebar clamps of 22.2mm and 28.6mm in diameter by using the included spacers.
- The main body and mounting bar are made of lightweight, high-strength aluminum.
- The mounting stays and bolts are made of rust-resistant stainless steel.



Can be installed in either the left or right mirror hole.

[Please note]

May not be able to be installed on some bikes.

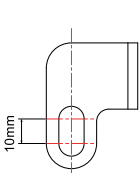
Part #
ZE60-1020

Adjustable design for both left and right side, easy to set the best position



ZETA ADJUSTABLE MOUNTING BRACKET MIRROR HOLE TYPE

- Mounting bar for 10mm thread diameter mirror holes.
- Each part of the bar has an adjustable function to allow installation on either side.
- The mounting position can be finely adjusted according to the type of smartphone holder.
- The mounting bar can be adjusted back and forth, left and right, to secure the smartphone in the best position for the rider.
- The main body and mounting bar are made of lightweight, high-strength aluminum.
- The mounting stays and bolts are made of rust-resistant stainless steel.



Can be installed in either the left or right mirror hole.


[Please note]

May not be able to be installed on some bikes.

Part #
ZE60-1010

Adjustable and easy to set the best position

Position back and forth or up and down as you like



The 5 position adjustment function allows you to set the position back and forth or up and down as you like. This makes it compatible with various types of smartphone holders and it also allows for detailed position adjustment that was not possible before.

Stepless adjustable bar



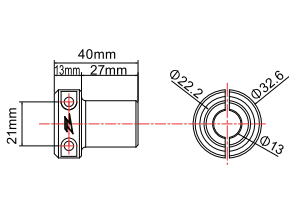
Shaped for any left or right side. The 22.2 mm diameter, approximately 110 mm wide mounting bar is steplessly adjustable. The stepless adjustment increases the flexibility of mounting mobile devices.



Mobile devices on the brace too! The most powerful helper to make the position of the mount more flexible

ZETA CONVERSION ADAPTER FROM $\phi 13\text{mm}$ TO $\phi 22.2\text{mm}$

- A mounting bar that attaches to the handlebar brace. However, for those who want more freedom and flexibility, we have introduced a compact conversion adapter that is held between two parts of the handlebar brace.
- Compact conversion adapter.
- Easily converts popular off-road handlebar braces with a diameter of 13mm to a common handlebar diameter of 22.2mm.
- Since it is a hold type, it can be attached to non-dissembled type braces and the mounting position can be easily converted.
- The compact design allows for multiple attachments for greater flexibility and ease of use.
- The high quality finish of CNC machined aluminum creates a sense of luxury that goes beyond the realm of just a convenient item.
- Can be installed on any bar with a diameter of 13mm. Converts diameter to 22mm.
- Easy to change the mounting position.
- The compact design allows for multiple installation.



[Please note]

- The bar pad may not be used depending on the size.
- The brace may not be 22.2mm in diameter due to measurement error in the brace diameter.

[Compatible Handlebars]
- ZETA COMP Handlebar
- ZETA CX Handlebar
- Renthal handlebar 7/8"

[When used with bar pad]
- ZETA Mini Bar Pad (ZE47-9232)
- Renthal bar pad 8.5 inches

The above items and this product can be used together as long as there is one of each.

Part #
ZE60-1050



**Specialized in racing use !!
Light and flexible hand guard**



**ZETA
ANTLER HAND GUARD**

- Made from high quality, durable and lightweight polyamide material.
- Multi-position mount allows guard to mount without interfering with natural handlebar flex, helping to reduce arm fatigue.
- Designed to be used with our entire line of Armor Hand Guards Protector.
- All kinds of armor guard series protector can be installed.
- Can be used on 22.2 mm and 28.6 mm handlebars.
- **Inner diameter of 13.5 mm to 16 mm**

Part # **ZE73-1001**
 * When installing on trail models, ensure there is adequate space between the switches.
 * This 100% polyamide guard contains no metals.
 * Cannot be mounted using the X3 mount stay

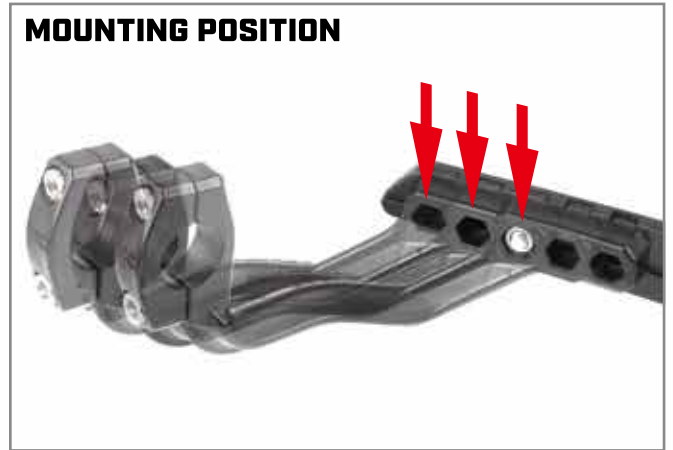


KEEP HANDLEBAR FLEX



Made of TPU with excellent impact resistance. Balance between rigidity and flexibility. Delivers stable performance even at low temperatures. By curving the shape of the grip end part, it does not interfere with the "door knob grip" when tilting or holding down.

MOUNTING POSITION



"Made of TPU mount stay has a shape that avoids brake hoses and wires. The tip position can be selected from three mounting positions. Both standard diameter bar (22.2 mm) and large diameter bar (28.6 mm) are supported. W adaptive diameter: 22.2mm-23.5mm"

ALUMINUM BAR END PLUG



The high-strength aluminum bar end and 3mm-thick spacer protects the guard body from falls and other shocks are lightweight and strong. Compatible with aluminum handlebars with an inner diameter of 13.5 mm to 16 mm.

PROTECTOR



An optional armor hand guard protector can be attached. (Scudo protector cannot be installed)

REPLACEMENT

	Description	Part #
A	Guard bolt set	ZE73-1911
B	Mount kit	ZE73-1931
C	Bar end kit	ZE73-1929



CONTROL



LEVER



HANDLEBAR ACCESSORIES



HAND GUARD



BODY GUARD



BODY PARTS



FOOT PARTS



SUSPENSION



ACCESSORIES



CARBON





ZETA PRO ARMOR HAND GUARD

- Upgraded armor hand guards for pro rider use.
- Comes with durable plastic bumpers to protect the armor hand guard body.
- Comes with durable longer bar end adapters which holds the handlebars tighter.
- Matching design between hand guard body and bar end adapter prevents rotation of hand guards in the event of a fall.
- Can be used with Zeta hand guard mount kits: side, front and BC type, for durable fitting.
- Available in Titanium, black and orange anodized colors.
- Replacement hand guard bumpers and bar end adapters are available.

Part #	Color	Contents
ZE71-8001	Black	- Pro armor hand guard body. - Bar end adapter for pro armor hand guard. - Guard bumper.
ZE71-8003	Ti-Color	
ZE71-8006	Orange	
ZE71-8009	H-Blue	



Unique connection part of the guard and the bar end adapter prevents problems such as the guard rotating when receiving a shock.

Durable plastic bumper as standard equipment.



Replacement Probar end adapter

Part #	Handlebar Inner diameter
ZE71-8921	13.5 mm - 16 mm



Replacement bumper

Part #
ZE71-8911



[ZE72-5019](#) Black/Black 28.6 mm

ZETA ARMOR HAND GUARD XC Kit

- Aluminum Armor hand guard comes with XC protector.
- Includes all mounting kit for installation, ready to ride hand guard kit.
- Black anodized durable aluminum body with curving shave at end for better control.
- Available white and black XC hand guard protector colors.
- Bar clamp size available for 22.2mm and 28.6mm handlebars.
- * The bar end adapter is compatible with handle bar inner diameters from 13.5 mm to 19 mm.

Part #	Color	Handlebar Size	Contents
ZE72-5000	Black/White	φ22.2 mm	- Aarmor hand guard(Black).
ZE72-5009	Black/Black		- Mounting Kit Middle.
ZE72-5010	Black/White	φ28.6 mm	- Bar end kit 1 set each.
ZE72-5019	Black/Black		- XC protector kit.



[ZE72-5050](#) Black/White 28.6 mm

ZETA ARMOR HAND GUARD XC-PRO Kit

- Aluminum Armor hand guard comes with large size XC Pro protector.
- Includes all mounting kit for installation, ready to ride hand guard kit.
- Black anodized durable aluminum body with curving shave at end for better control.
- Available in white and black XC Pro hand guard protector colors.
- U style bar clamp does not interfere with clutch cable or hydraulic brake/clutch hoses.
- U clamp size for 28.6mm tapered handlebars.
- * The bar end adapter is compatible with handlebar inner diameters from 13.5 mm to 19 mm.

Part #	Color	Handlebar Size	Contents
ZE72-5050	Black/White	φ28.6 mm	- Armor hand guard(Black).
ZE72-5059	Black/Black		- U-clamp kit(28.6mm). - Bar end kit 1 set each. - XC-Pro protector kit.

OPTION FLASHERS

Part #	Color
ZE72-3991	Orange
ZE72-3992	Smoke



Includes Mounting Kit



ZETA
ARMOR HAND GUARD [BEND 28.6mm U-CLAMP]

- Armor hand guard comes with U clamp bar mount.
- The best hand guard to use for KTM and HUSQVARNA or other models which uses hydraulic clutch master cylinder.
- U shape handlebar clamp provides more space for hydraulic oil line or cables.
- Made of durable aluminum, Drop down design provides better control.
- Available for 28.6 mm handlebars.
- Can be used with ZETA hand guard protectors.

Part #	Color
for 1-1/8" (28.6 mm) bars	
ZE72-0151	Black
ZE72-0153	Ti-Color

Includes Mounting Kit



ZETA
ARMOR HAND GUARD BEND

- Durable aluminum hand guards.
- Made of 7000 grade aluminum for extreme strength.
- Drop down design provides better control.
- Holes are pre-drilled for mounting of ZETA protector shields.
- All mounting hardware included, replacement hardware available.
- Hand guards available for 7/8" (22.2 mm) bars and 1-1/8" (28.6 mm) bars.
- Available in 4 colors : Black, Titanium-color, Red, Blue.

Part #		Color
for 7/8" (22.2 mm) bars	for 1-1/8" (28.6 mm) bars	
ZE72-0001	ZE72-0101	Black
ZE72-0003	ZE72-0103	Ti-color
ZE72-0004	ZE72-0104	Red
ZE72-0005	ZE72-0105	Blue

Includes Mounting Kit



ZETA
ARMOR HAND GUARD STRAIGHT

- Standard straight end design aluminum hand guards.
- Made of 7000 grade aluminum for extreme durability.
- Holes are pre-drilled for mounting of ZETA protector shields.
- All mounting hardware included, replacement hardware available.
- Hand guards available for 7/8" (22.2 mm) bars and 1-1/8" (28.6 mm) bars.
- Available in 2 colors : Titanium-color and Black

Part #		Color
for 7/8" (22.2 mm) bars	for 1-1/8" (28.6 mm) bars	
ZE72-0011	ZE72-0111	Black
ZE72-0013	ZE72-0113	Ti-color

ZETA
Replacement Bar Adapter

Comes with repair bar end kit.



Part #	Bar inner diameter
ZE71-7911	13.5mm - 19.0mm

CONTROL



LEVER



HANDLEBAR ACCESSORIES



HAND GUARD



BODY GUARD



BODY PARTS



FOOT PARTS



SUSPENSION



ACCESSORIES



CARBON



ZETA ARMOR HAND GUARD MOUNT

- Top triple clamp rigid mount kit for Armor hand guards provides more durable fitting.
- Prevents rotation of hand guards, protects your control levers and throttle in the event of a fall.
- Can be used on motorcycles with the top clamp fork bolts attached from the side or front.
- Made of CNC machined 7000 grade aluminum, hard anodized titanium color with laser printed logo.
- Comes with special installation bolts.

- * Can not be mounted on a models with tightening type from the side of the fork or an angle or back.
- * One bolt tightening type model can not be used.
- * Depending on the shape of the handle, hand guard may require bending.
- * Public road motorcycles interfere with safety component parts such as hose guides, stays and others.



ZETA SIDE TYPE

Can be used on motorcycles with the top clamp fork bolts attached from the side.

Part #	Bolt center pitch	Color
ZE71-1822	16 - 30mm	Ti-Color



ZETA FRONT TYPE

Can be used on motorcycles with the top clamp fork bolts attached from the front.

Part #	Bolt center pitch	Color
ZE71-1821	16 - 30mm	Ti-Color

CONTROL



LEVER



HANDLEBAR ACCESSORIES



HAND GUARD



BODY GUARD



BODY PARTS



FOOT PARTS



SUSPENSION



ACCESSORIES



CARBON



ZETA SIDE TYPE FOR CRF450L 19-

Armor hand guard side mounting kit for CRF450L. Can be used on motorcycles with the top clamp fork bolts attached from the side.

Part #	Bolt center pitch	Color
ZE71-1823	16 - 30mm	Ti-Color



ZETA HANDGUARD MOUNT BC

- Armor hand guard mount kit developed for KTM and HUSQVARNA.
- Bar clamp mount style does not interfere with brake and clutch hoses.
- Provides more durable fitting of ZETA armor hand guards.
- Prevents rotation of hand guards, protects your control levers and throttle in the event of fall.
- Made of CNC machined 7000 grade aluminum, hard anodized black color with laser printed logo.
- Comes with special installation bolts.

Part #	Color
ZE71-1830	Black



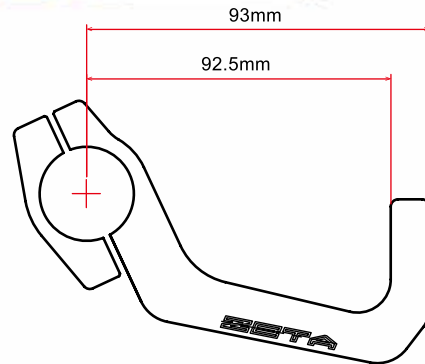
Removed sharp edge to reduce cable damage.

ZETA
U CLAMP MOUNT LONG 1 1/8"(28.6mm)

- Specially designed for large diameter handlebars (28.6mm) to secure the armor handguard more firmly.
- The U-shape design prevents interference with clutch cables, brake lines and banjo bolts.
- Works for models with cables routed over the center of the handlebar to the front. (Within 82.5mm)

Cannot be installed on Adventure Armor handguard.

Part #	Color
for 1-1/8" (28.6 mm) bars	
ZE71-1618	Ti-color



for 7/8" bars

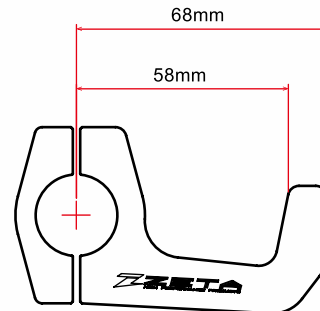
for 1-1/8" bars



ZETA
U CLAMP KIT

- U shape armor hand guard bar mount kit.
- Unique U shape design clamp does not touch clutch cable and oil line or brake line.
- Made of durable aluminum, available in 2 different size clamps, 28.6 mm and 22.2 mm.
- Comes in pairs.

Part #	Color
for 1-1/8" (28.6 mm) bars	
ZE71-1618	
for 7/8" (22.2 mm) bars	
ZE71-1718	Ti-color



ZETA
Replacement Clamp Long

40 mm extended type

Part #	Color
for 1-1/8" (28.6 mm) bars	
ZE71-1613	
for 7/8" (22.2 mm) bars	
ZE71-1713	Ti-color



ZETA
Replacement Clamp Middle

Part #	Color
for 1-1/8" (28.6 mm) bars	
ZE71-1612	
for 7/8" (22.2 mm) bars	
ZE71-1712	Ti-color





A long type U clamp is designed to largely avoid brake hoses, banjos and wires. When mounting on a handlebar with braces, check for a U clamp mounting space.



Two types of bar end spacers are included to prevent lever interference and to fine-adjust the installation. The spacers provide more space between guard and throttle and switch boxes. You do not need to relocate them on your handlebar, keep them at the stock position.



All protectors for armor guards can be attached.



Black

Ti-Color

CROSS CUB110



A long type U clamp is used to largely avoid brake hoses, banjos, and wires.

Includes Mounting Kit

ZETA
ADVENTURE ARMOR HAND GUARD

- High grade aluminum made handguard that fit large bending angle and short handlebar, especially adventure tourer bike and dual sport bike.
- The overall short length of the body reduces interference with the cowl / screen or meter, and a selected flat head bolt on the connecting portion with the U-clamp further reduces interference with the screen.
- Spacers are included to avoid interference with the end of the lever and to adjust the position of the guard body.
- All protectors for armor guards can be attached.
- Inner diameter 13.5 to 19mm for ϕ 22.2mm Handlebar.

Part #	Color	Handlebar Size	Contents
ZE72-6001	Black	ϕ 22.2mm	- Adventure armor hand guards.
ZE72-6003	Ti-color	ϕ 22.2mm	- Dedicated bar end adapter / U-clamp kit.

REPLACEMENT PARTS



Part #	Description
ZE72-6097	A. U Clamps
ZE72-6099	B. Bar ends

Bike installation image Installed on the stock handlebar

CROSS CUB110
JAPAN Model



CRF250RALLY



NC700X



XT250



V-STROM250



VERSYS-X300



VERSYS-X300



CONTROL



LEVER



HANDLEBAR ACCESSORIES



HAND GUARD



BODY GUARD



BODY PARTS



FOOT PARTS



SUSPENSION



ACCESSORIES



CARBON





Includes Mounting Kit

CONTROL



LEVER



HANDLEBAR ACCESSORIES



HAND GUARD



BODY GUARD



BODY PARTS



FOOT PARTS



SUSPENSION



ACCESSORIES



CARBON



The guard shape does not interfere with the parking lever installed on the DCT type.



Allows the stock inner weight to be used as is.



A long type U clamp is used to largely avoid brake hoses, banjos, and wires.



Can be mounted all Zeta armor hand guard protectors.

OPTION PARTS



Apprication
 - Adventure Armor Handguard Kit (Universal/Africa Twin/Tenere700/Monkey125)
 - Armor Handguard Kit (Bent/Straight)
 - Armor Handguard U Clamp Kit

ZETA ADVENTURE ARMOR HAND GUARD OPTION SLIDER

- Optional protection slider kit for ZETA Adventure Armor hand guards.
- Black durable POM body protects your hand guard in the event of crash or falling.
- Specified design to use with ADV Armor hand guard, easy to install with hardware that comes with this kit.
- Great to use with ADV Armor guard optional bumper kit.
- Comes in a pair.

* Cannot be installed to Pro Armor Hand Guard.

Part #	Color	Material	Slider Size
ZE72-6882	Black	POM	With : 25mm, Diameter : φ36mm

ZETA ADVENTURE ARMOR HAND GUARD OPTION BUMPER

- Optional protection bumper kit for ZETA Adventure Armor hand guards.
- Black silicone body protects your hand guard in the event of a crash or fall.
- Easy to install, just put it on the Adventure armor hand guard body.
- ZETA embossed logos.
- Comes in pairs.

* Armor hand guard series (Bent: Straight)
 It cannot be installed to the Pro Armor Hand Guard.

Part #	Color
ZE72-6881	Black



Includes Mounting Kit



Black

ZETA
ADVENTURE ARMOR HAND GUARD for Tenere700

- Special designed for TENERE 700.
- Made of high-rigidity Aluminum.
- Specially designed stopper helps protect damage from side impact.
- Included special bar end plug can be firmly fixed.
- Armor hand guard series protector can be installed.
- Optional Adventure Armor Hand Guard slider (ZE72-6882) and bumper (ZE72-6881) can be installed.
- Bolt-on design.
- BLACK color

Part #	Color	Handlebar size	Contents
ZE72-6041	Black	ø28.6 mm	- Adventure armor hand guards. - Dedicated bar end adapter / U-clamp kit.



A stopper that reduces damage to the exterior due to a fall.



Optional armor protector series (P46) and SCUDO protector (P47) can be installed.



CONTROL



LEVER



HANDLEBAR ACCESSORIES



HAND GUARD



BODY GUARD



BODY PARTS



FOOT PARTS



SUSPENSION



ACCESSORIES



CARBON



ADVENTURE ARMOR HANDGUARD

Specially designed for CRF250L300L/RALLY'21-

**CRF250L/300L
CRF250/300 RALLY**



Special U-clamp that greatly avoids interference between the master cylinder and wiring.



Concave shape that does not compress the brake wiring when used on aluminum handlebars. The stock handlebar does not put pressure on the wiring.



Three types of installation are available by using the special bar end plug and each adapter.

Adventure Armor Handguard body / U clamp kit One set of each side.
Special bar end kit (2 different of steel handlebar adapters/ Aluminum handlebar adapters) One set of each side.

ZETA
ADVENTURE ARMOR HANDGUARD FOR CRF250L/300L, CRF250RALLY/300RALLY 21-

- Aluminum handguard for CRF250L/300L and CRF250/300RALLY that is compatible with stock handlebar.
- CRF250/300RALLY is designed not to interfere with screen and meter.
- The handle clamps have been specially designed to avoid interference from wires.
- All of the armor handguard protector series (sold separately) can be attached.
- A special bar end is included, making it compatible with both stock and ZETA handlebars.

Part #	Color
ZE72-6051	Black
ZE72-6052	Ti-Color

XC protector series / Scudo protector can be attached
Optional slider and bumper can be installed.
ZETA Adventure Windshield can be installed with this kit.



CONTROL



LEVER



HANDLEBAR ACCESSORIES



HAND GUARD



BODY GUARD



BODY PARTS



FOOT PARTS



SUSPENSION



ACCESSORIES



CARBON



Specially designed ZETA Specialized Handlebar / Stock Handlebar



Includes Mounting Kit

ZETA ADVENTURE ARMOR HAND GUARD CT125/TRAIL125

- Aluminum hand guard for CT125 Hunter Cub/TRAIL125.
- High rigidity aluminum is used for off-road riding.
- The handle clamps are specially designed to avoid interference from wires.
- By including the special bar end, it can be installed without removing the stock inner weights.
- Anodized finish with laser marking logo.
- Compatible with ZETA Specialized handlebars / stock handlebars.

All types of armor handguard protectors (sold separately) and Scudo protectors can be attached.

Optional bumpers and sliders (sold separately) can be installed.

*Contents: Adventure Armor Handguard / U-Clamp Kit 1 set each side
Bar end kit (steel handlebar adapter / aluminum handlebar adapter) 1 set each*
[Please note]

Cannot be installed on handlebars other than stock handlebars and ZETA Specialized handlebars (ZE07-9960).

[Stock Handlebar 1]

Easy installation without removing the stock inner weights.

[Stock Handlebar 2]

The stock inner weight is removed and the steel handlebar adapter is used for firm installation.

[Specialized Handlebar]

Firm installation using aluminum handlebar adapter.

Part #	Color	Handlebar size	Contents
ZE72-6031	Black	φ22.2 mm	- Adventure armor hand guards.
ZE72-6032	Ti-Color		- Dedicated bar end adapter / U-clamp kit.



The handle clamps are specially shaped to avoid interference with brake hoses and wires, and can be set to your preference angle.



Three types of installation are available by using the special bar end plug and each adapter.

CONTROL



LEVER



HANDLEBAR ACCESSORIES



HAND GUARD



BODY GUARD



BODY PARTS



FOOT PARTS



SUSPENSION



ACCESSORIES



CARBON



The stock handlebar / ZETA handlebar special design.



Includes Mounting Kit

ZETA ADVENTURE ARMOR HAND GUARD for Monkey125

- Aluminum hand guard for Monkey 125.
- Made of high rigidity aluminum for even off-road riding.
- The handle clamp has a special shape to avoid the interference of wires.
- All of the optional armor hand guard protector series (P.37-38) can be installed. In addition to guarding against mud and flying stones, the lineup also includes a protector with a high windproof effect and a protector with an LED flasher, so it can be customized according to the application.
- Color anodized, with laser marking logo.
- Compatible with the stock handlebar / ZETA Specialized handlebar (P.8)



The specialized handle clamp shape avoids brake hose and wire interference and allows preferred angle setting.



All of the optional armor hand guard protector series (P.46-47) can be installed.
(The image is equipped with ZETA X2 protector)

Part #	Color	Handlebar size	Contents
ZE72-6021	Black	φ22.2 mm	- Adventure armor hand guards.
ZE72-6022	Ti-Color		- Dedicated bar end adapter / U-clamp kit.

ZETA

X3 PROTECTOR

- Protector comes with master cylinder guard.
- Master cylinder guard can be adjusted to 2 different positions.
- Can also be removed for lighter weight.
- Protects your hand from brush, roots and the elements.
- Available 5 colors.



Adjusted 2 different positions

Part #	Color
ZE72-0404	Blue
ZE72-0405	Red
ZE72-0406	Black
ZE72-0409	Orange
ZE72-0410	White



Blue

ZETA

X2 PROTECTOR

- Compact deflector-shields for Armor hand guards.
- Light weight design for better handling and more space for your hands.
- Great to use for Super moto and ED race.
- Comes with mounting screws for armor hand guards.
- Available in 6 colors.

Part #	Color
ZE72-0304	Blue
ZE72-0305	Red
ZE72-0306	Black
ZE72-0307	Yellow
ZE72-0308	Green
ZE72-0310	White



ZETA

XC PROTECTOR

- Larger deflector-shields for Armor hand guards.
- Suitable for ENDURO race.
- Larger shields protect hands from brush, roots and the elements.
- Slit holes on the shells reduce air resistance.
- Comes with mounting screws for armor hand guards.
- Replacement XC flashers can be mounted.
- Available in 7 colors.

* Optional XC flasher can be installed.

Part #	Color	Part #	Color	Part #	Color
ZE72-3104	Blue	ZE72-3106	Black	ZE72-3108	Green
ZE72-3105	Red	ZE72-3107	Yellow	ZE72-3109	Orange
				ZE72-3110	White



Sticker set for XC PROTECTOR

Part #	ZE74-9231	2pcs/pack
--------	---------------------------	-----------



Red

ZETA

XC FLASHER PROTECTOR

- XC protector with flasher.
- Allows removal of stock flashers for reduced weight and better handling.
- Comes with mounting screws for armor hand guards.
- Available in 3 colors.

Part #	Color
ZE72-3406	Orange Lens
ZE72-3409	Smoke Lens
ZE72-3410	White Lens
ZE72-3506	Black
ZE72-3509	Orange
ZE72-3510	White



Black

XC Replacement Flasher 2pcs/Pack



Orange

Smoke

Part #	Color
ZE72-3991	Orange
ZE72-3992	Smoke

ZETA

XC-PRO PROTECTOR

- Largest deflector-shields for Armor hand guards.
- Protect your hands from brush, roots and the elements.
- Best to use for Extreme, hard Enduro racing.
- Comes with mounting screws for armor hand guards.
- Can be mounted with Replacement XC flashers.
- Available in 2 colors.

* Optional XC flasher can be installed.

Part #	Color
ZE72-4106	Black
ZE72-4110	White



White

CONTROL



LEVER



HANDLEBAR ACCESSORIES



HAND GUARD



BODY GUARD



BODY PARTS



FOOT PARTS



SUSPENSION



ACCESSORIES



CARBON



for **ADVENTURE** and **DUALSPORT** MODEL

ARMOR
HAND GUARD

Scudo
Protector

ZETA



Protector size



ADVENTURE MODE

ZETA

ARMOR HAND GUARD SCUDO PROTECTOR

- Big size deflector shield for Armor hand guard.
- Can be used in either up and down position.
- Angle of deflector shield can be adjusted with specially designed mount spacer.
- Available black and white deflector colors.

Part #	Color
ZE72-6151	Black
ZE72-6158	White

Compatible with ZETA aluminum hand guard

- Armor hand guard series (p37, p38).
- Adventure armor hand guard (p41).
- Adventure armor hand guard for Africa twin (p49).
- Adventure armor hand guard for Monkey125, T-700,CRF250L/RALL/CT125 (p43-45).

Adjustable angle

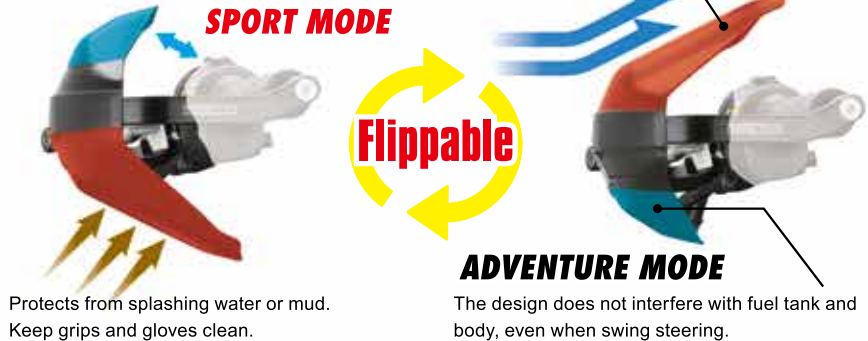


Rounded special spacers.
Capable of adjusting shield up and down,
Avoid interference with plastic, fuel tank, hands, etc.

Flippable

Smaller shield provides less interference with hands when in standing.

Optimal larger shield prevents rain and wind.



Protects from splashing water or mud.
Keep grips and gloves clean.

The design does not interfere with fuel tank and body, even when swing steering.



ZETA

CLUTCH MASTER CYLINDER GUARD

- Guard item for the hydraulic clutch master cylinder used in KTM and some Husqvarna model.
- Clutch master guard keep flexibility of the handlebar.
- Protect the cylinder from damage.
- ZETA's MX hand guard (Impact X3 / Impact X2 / Stingray / Stingray vent) and stock hand guard can be used together.

[Please note]

Since the mounting part has a tapered shape, it is used for the clutch master side.

Stock handlebar ZETA SX3 handlebar. Cannot be installed except for (ZE06-543).ZE71-3000 (A piece included for clutch side)

Part #	Color
ZE71-3000	Black

Bike	Year
KTM	
125/450/500EXC	15-16
150EXC	20-22
200EXC	14-16
250/300EXC	15-22
250/350EXC-F	15-22
450/500EXC-F	17-22
125XC-W	17-19
150XC-W	18-22
200XC-W	15
250/300XC-W	15-22

Bike	Year
450/500XC-W	15-16
250XCF-W	15-16
350XCF-W	15-16
500XCF-W	20-22
Freeride 250F	18-20
Freeride E-XC	18-22
HUSQVARNA	
FE250/350/450/501	17
TE150/250/300	17
TX125	17

CONTROL



LEVER



HANDLEBAR ACCESSORIES



HAND GUARD



BODY GUARD



BODY PARTS



FOOT PARTS



SUSPENSION



ACCESSORIES



CARBON



GU HAND WARMER

KEEP HAND WARM **COLD PROTECTION** **WINDBREAKING**

ZETA CW HAND WARMER

- Hand warmer designed for hand guard.
- Prevents your hands from freezing in the cold wind of deep winter.
- The main fabric is tough and durable 300 D oxford fabric with water repellent treatment on outside and PVC coating on inside to make it cold and water resistant.
- Cuff part made of soft and elastic Neoprene fabric to retain fine mobility.
- Inside pocket ideal for tiny such as instant heat pad is included.

*Please check for that there is no interference with operability of each parts before use.

Easy installation without tools!

Made of High-strength ballistic fabric!

	Wrist Opening: Neoprene
Material	Body: Ballistic polyester (black)
	Body: Carbon look PVC leather (Carbon)

CONTROL



LEVER



HANDLEBAR ACCESSORIES



HAND GUARD



BODY GUARD



BODY PARTS



FOOT PARTS



SUSPENSION



ACCESSORIES



CARBON



M SIZE

Part #	Color
ZE72-9011	Black
ZE72-9021	Carbon

Corresponding Handguard

Impact X2/X3, Stingray/Stingray Vent Antler Handguard*

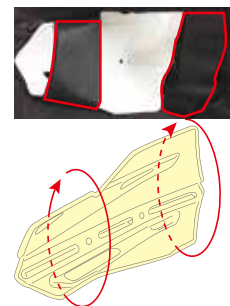
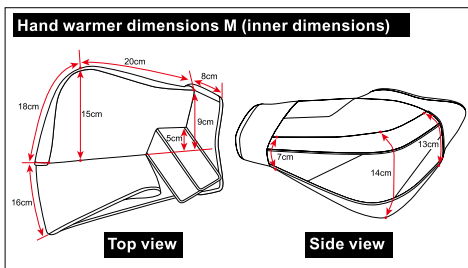
Pro Armor / Armor Bend / Armor Straight / Armor Bent U-Clamp*

Hand protector that can be used together

XC /XC-PRO/X2/X3



BLACK



For products that are not compatible, please check the size of the hand warmer before considering.

L SIZE

Part #	Color
ZE72-9012	Black
ZE72-9022	Carbon

Corresponding Handguard

Adventure Armor Handguard

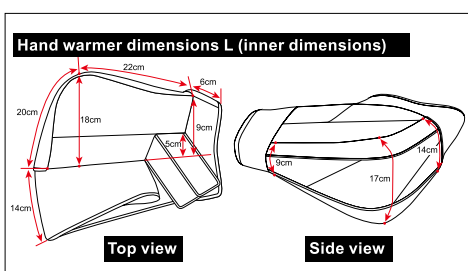
If ZETA Adventure Armor hand guards are installed, use size L.

Hand protector that can be used together

SCUDE /XC /XC-PRO/X2/X3



BLACK



For products that are not compatible, please check the size of the hand warmer before considering.

**It can be use for
both touring and dirt riding.**



The two flaps can be adjusted to accommodate different positions.

Dirt Riding

Wide wrist adjustment allows for better handling and does not interfere with riding in the dirt. In the event of an unexpected fall, it is easy to remove your hands from the hand warmer for safe riding."

Touring

Narrow wrist adjustment prevents running wind from entering the hand warmer, improving cold and wind resistance.



Velcro wrist opening adjustment.

When touring, the wrist opening can be adjusted narrower to prevent the wind from entering the hand warmer and improves the protection against cold and wind. The large size L can narrow the outside of the wrist opening more than the size M. The capability makes it ideal for long hours of touring. When riding in the dirt, the wrist opening can be adjusted wider to improve maneuverability and not interfere with riding. In the event of an unexpected fall, it is easy to remove your hands from the hand warmer and ride safely.



Save space around switches.

The space around the switches is designed for ease of operation. The wrist opening can be adjusted with a velcro system to make it larger or narrower. Be sure to check that there is no interference with each move before use.



Easy handling even when standing ride.

The wrist area is made of flexible neoprene fabric. Minimizes impact on riding position and provides both ease of movement and thermal protection.



Reflectors

Reflectors are equipped on the front and sides of the cover to increase visibility when riding at night.



Convenient inside pocket

Inside pocket, good to put a tiny items such as instant heat pad, small purse and cards.

M

L



CRF250L(S)



CRF1100L Africa Twin



SEROW250



CRF250RALLY



TENERE700



CONTROL



LEVER



HANDLEBAR ACCESSORIES



HAND GUARD



BODY GUARD



BODY PARTS



FOOT PARTS



SUSPENSION



ACCESSORIES



CARBON



IMPACT X3

ZETA

IMPACT X3 HAND GUARD

- Aerodynamic design new hand guard.
- Ideal hand guard size and design requested by top riders and factory teams.
- Comes with master cylinder guard, can be adjusted to 2 different positions.
- Can be used at various track or race conditions and bikes, protect your hands and master cylinders from mud and rocks
- Available in black, white, blue, red and orange colors.

Part #	Color
ZE74-4101	Black
ZE74-4104	Blue
ZE74-4105	Red
ZE74-4109	Orange
ZE74-4110	White

Mounting kit
TYPE 2

Available in 5 colors

REPLACEMENT SHIELDS

Part #	Color
ZE74-4201	Black
ZE74-4204	Blue
ZE74-4205	Red
ZE74-4209	Orange
ZE74-4210	White



Master Cylinder Guard

2 adjustable master cylinder guard positions to protect your master cylinder. It can be removed for lighter weight.



Master cylinder guard

Hand guard without guard.

Handguard Mount TYPE-2

Clamp on style universal hand guard mounts, made of light weight plastic.



Comes with special hand guard mount spacers.

3 hand guard mounting positions.

Clamp Position

Left



Right

Hand guard mount is designed to install hand guard mount inside of switches or brake / clutch master cylinder on handlebar without any position adjustment on handlebar. Great for use on recent MX bikes that comes with mapping switch and electric start button, which do not have space on handlebar straight area.


Handlebar Clamp



Can even be mounted on handlebar curved area.
* Can be used on taper handlebar size from 22.2 mm to 23.5 mm.

Mount Spacer

Adjust hand guard angle with mounting spacer when hand guard clamp is installed on handlebar curved area.



Standard 0°

Slant 10°

Turn over spacers to change hand guard angle.

Mounting kit
TYPE 1

Mounting kit
TYPE 2



REPLACEMENT MOUNTING KIT

Part #	Type	Fit Protector
ZE74-0910	type 1	STINGRAY VENT / STINGRAY IMPACT X2
ZE74-0911	type 2	STINGRAY VENT / STINGRAY IMPACT X2 / IMPACT X3



bLU cRU Blue Riders with YAMALUBE
KENJI SUZUKI

CONTROL

LEVER

HANDLEBAR ACCESSORIES

HAND GUARD

BODY GUARD

BODY PARTS

FOOT PARTS

SUSPENSION

ACCESSORIES

CARBON

ZETA

STINGRAY VENT HAND GUARD

- ZETA vented Stingray hand guards, used by Japanese Factory Kawasaki Team Green.
- Vented design cools your hand during hard riding, yet it protects your hand from brush, roots and the elements. Light weight design.
- Handlebar clamp style hand guards fits almost all dirt bikes and ATVs.
- Available in 5 factory colors, replacement shields available.

Part #	Color
ZE74-3101	Black
ZE74-3104	Blue
ZE74-3105	Red
ZE74-3107	Yellow
ZE74-3110	White

Mounting kit
TYPE 1

Available in 5 colors

REPLACEMENT SHIELDS

Part #	Color
ZE74-3201	Black
ZE74-3204	Blue
ZE74-3205	Red
ZE74-3207	Yellow
ZE74-3210	White



Vented
Stingray



CONTROL



LEVER



HANDLEBAR
ACCESSORIES



HAND
GUARD



BODY
GUARD



BODY
PARTS



FOOT
PARTS



SUSPENSION



ACCESSORIES



CARBON



ZETA

STINGRAY HAND GUARD

- Handlebar clamp style hand guard.
- Protect your hand from brush, roots and the elements.
- Fits almost all dirt bikes, ATVs and more. Universal fit.
- Colors available : Red, Yellow, Orange and White.
- Comes complete with all mounting hardware.
- Replacement shields available.

Part #	Color
ZE74-2105	Red
ZE74-2107	Yellow
ZE74-2109	Orange
ZE74-2110	White

Mounting kit
TYPE 1

Available in 4 colors

REPLACEMENT SHIELDS

Part #	Color
ZE74-2205	Red
ZE74-2207	Yellow
ZE74-2209	Orange



Stingray

ZETA

IMPACT X2 HAND GUARD

- 2nd generation of impact hand guards.
- Compact hand guard shell with aerodynamic design. Fits most dirt bikes and ATVs.
- Compact shells design for riders looking for small hand guard shell. Mini mx racing models and ATVs.
- Available in 6 factory colors, replacement shields available.

Part #	Color
ZE74-0201	Black
ZE74-0204	Blue
ZE74-0205	Red
ZE74-0207	Yellow
ZE74-0208	Green
ZE74-0210	White

Mounting kit
TYPE 1

Available in 6 colors

REPLACEMENT SHIELDS

Part #	Color
ZE74-1201	Black
ZE74-1205	Red
ZE74-1209	Orange
ZE74-1210	White



IMPACT X2

DURABLE CHAIN GUIDE



ZETA DURABLE CHAIN GUIDE

- 6 mm thick high strength aluminum chain guide with added chain drop prevention function.
- Up to 50 teeth rear sprockets. *When the guide block is installed.

Plate: Material 7000 grade CNC machined aluminum

Block: Polymer material

Weight: 410g

Bike	Year	Color	Part #
SEROW250/XT250	05-20	Black	ZE82-2301
Tricker	04-18		

Bike	Year	Color	Part #
SEROW250/XT250	05-20	Ti-color	ZE82-2308
Tricker	04-18		

CONTROL



LEVER



HANDLEBAR ACCESSORIES



HAND GUARD



BODY GUARD



BODY PARTS



FOOT PARTS



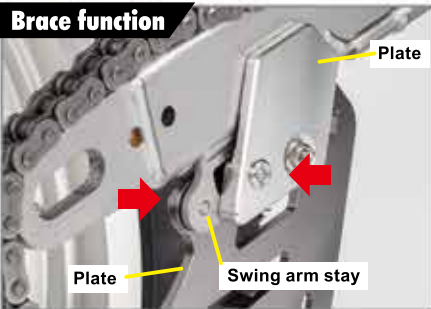
SUSPENSION




ACCESSORIES



CARBON



With brace function to prevent the swing arm stay from bending inward from side impact. Strongly protects the chain from falls and rocks.



Prevents flapping of the chain. Power loss is minimized by adopting polymer material with low friction resistance.




The guide block can be adjusted up and down, matching the sprocket size and the chain play.



ZETA DURABLE CHAIN GUIDE Replacement Chain Guide Block

Part #


[ZE82-2911](#)




Despite the sturdy design, the minimum ground clearance is +17mm compared to stock. Reduce the risk of contact with obstacles.



Can be used even without the guide block avoiding excessive wear in situations where guide performance is not required.



Brace function:
Reinforcing plate prevents damage to the swingarm's chain guide mounting stay in the event of a strong impact.



Guide block:
Prevents the chain from falling off and flopping around. Made of PU with low friction resistance to minimize power loss.




Removable guide block:
The easily removable guide block can be removed for street riding with less chain flapping.



ZETA
DURABLE CHAIN GUIDE
CRF1100L Africa Twin

- High strength chain guide with 6 mm thick aluminum on the main plate.
- Brace function prevents damage to the chain guide stay. Equipped with a guide block to prevent the chain from falling off.
- The guide block prevents the chain from flapping and improves off-road riding performance.
- Prevents hands and boots in the event of a fall.
- Suitable for both street and off-road riding.
- Replacement guide blocks are also available.

Part #	Color
ZE82-2001	Black



Installation of the chain guide:
Mount the base bracket directly to the swingarm to secure the chain guide in place.

Guide block:
Prevents the chain from falling off and flopping around. Made of PU with low friction resistance to minimize power loss.



ZETA
DURABLE CHAIN GUIDE
TENERE 700

- Bolt on chain guide for Tenere 700 for more off-road ride.
- Prevent chain falling off from the sprocket even in hard off-road riding.
- 6 mm thick high-strength aluminum alloy chain guide body with a durable plastic guide block.
- Includes a high-rigidity aluminum stay that resists impact.
- Available replacement plastic guide.

Part #	Color
ZE82-2311	Black



ZETA
Replacement Durable Chain Guide Block

Part #
ZE82-2911

CONTROL



LEVER



HANDLEBAR ACCESSORIES



HAND GUARD



BODY GUARD



BODY PARTS



FOOT PARTS



SUSPENSION



ACCESSORIES



CARBON



Red HONDA

Blue YAMAHA

Black Kawasaki
SUZUKI

Red GASGAS

Orange KTM

H.Blue Husqvarna

ZETA
CHAIN GUIDE

- Chain guide composed of TPU, excellent in wear resistance and restorability and duralumin plate with CNC processing.
- Reduce the load on the swing arm attachment stay by using TPU material that is durable against impact and wear.
- 3D design slider reduces the impact of the debris coming from all directions.
- Maintains its guiding performance that requires rigidity by a duralumin plate designed exclusively for the model.

- * Please apply removable low to medium strength screw lock for installation.
- * Please check the slider wear periodically.
- * In the case of trail models, guiding performance is enhanced as much as racers.



Angles in the front avoid the impact, and the sleek 3D design reduces the catching and damage risk.



Its elastic structure avoids interference trouble with sprocket, compared to one made of aluminum when catching the debris.



The insert nut is used on the back. Eliminating protruding bolts and nuts, smooth head shape reduces catch during tire change.



The slider bottom has a reduced contact area in consideration to the ground clearance.

REPLACEMENT CHAIN GUIDE BLOCK



Part # **ZE82-1900** Color **Black**

*Replacement.
The slider covers all line-up model.

1 The range of change of the number of the rear sprocket teeth is less than that of the stock chain guide. When the number of teeth is increased, the position of the chain adjuster may move forward, causing interference.

2 Since the guide performance is improved as much as the racer, the range of change of the number of rear sprocket teeth is less than the stock. If the position of the chain adjuster is large and forward when the number of chains is increased, it may interfere.

Maximum teeth
CRF250L / M, CRF250RALLY: 45,
WR250R / X: 48, KLX230: 4



GSM Yamaha

Bike	Year	Color				
		Red	Blue	Orange	Black	H-blue
HONDA						
CRF450R	07-22	ZE82-1002	-	-	-	-
CRF250RX	19-22	ZE82-1002	-	-	-	-
CRF450RX	17-22	ZE82-1002	-	-	-	-
CRF250X	07-17	ZE82-1002	-	-	-	-
CRF450X	08-22	ZE82-1002	-	-	-	-
CRF450L	19-20	ZE82-1002	-	-	-	-
CRF450RL	21-22	ZE82-1002	-	-	-	-
CRF250L/M #2 #3	12-21	ZE82-1082	-	-	-	-
CRF250L(S) #2 #3	21	ZE82-1082	-	-	-	-
CRF250RALLY #2 #3	18-21	ZE82-1082	-	-	-	-
CRF250RALLY(S) #2 #3	21	ZE82-1082	-	-	-	-
CRF300L #2 #3	21	ZE82-1082	-	-	-	-
CRF300L RALLY #2 #3	21	ZE82-1082	-	-	-	-
YAMAHA						
YZ125/250	08-22	-	ZE82-1306	-	-	-
YZ250F	07-22	-	ZE82-1306	-	-	-
YZ450F	07-22	-	ZE82-1306	-	-	-
YZ125X	17-22	-	ZE82-1306	-	-	-
YZ250X	16-22	-	ZE82-1306	-	-	-
YZ250FX	15-22	-	ZE82-1306	-	-	-
YZ450FX	16-22	-	ZE82-1306	-	-	-
WR250F	07-22	-	ZE82-1306	-	-	-
WR450F	07-22	-	ZE82-1306	-	-	-
WR250R/X #2	07-20	-	ZE82-1386	-	-	-
KAWASAKI						
KX250F	09-18	-	-	-	ZE82-1100	-
KX250	19-20	-	-	-	ZE82-1100	-
KX250	21-22	-	-	-	ZE82-1110	-
KX450F	09-18	-	-	-	ZE82-1100	-
KX450	19-22	-	-	-	ZE82-1110	-
KX250X	21-22	-	-	-	ZE82-1110	-
KX450X	21-22	-	-	-	ZE82-1110	-
KLX230 #2	20-21	-	-	-	ZE82-1180	-
SUZUKI						
RM125/250	01-08	-	-	-	ZE82-1200	-
RMZ250	07-22	-	-	-	ZE82-1200	-
RMZ450	05-22	-	-	-	ZE82-1200	-
RMX450Z	10-19	-	-	-	ZE82-1200	-
DRZ400S/SM #2	00-19	-	-	-	ZE82-1200	-
KTM						
85SX #1	15-20	ZE82-1402	-	ZE82-1403	-	ZE82-1409
125-450SX/SX-F/XC/XC	08-22	ZE82-1402	-	ZE82-1403	-	ZE82-1409
TPI/XC-F #1						
125-500EXC/EXC TPI/EXC-F	08-22	ZE82-1402	-	ZE82-1403	-	ZE82-1409
XC-WXCF-WXC-W TPI #1	14-17	ZE82-1402	-	ZE82-1403	-	ZE82-1409
FREERIDE 250R #1	18-19	ZE82-1402	-	ZE82-1403	-	ZE82-1409
FREERIDE 250F #1	14-17	ZE82-1402	-	ZE82-1403	-	ZE82-1409
FREERIDE 350 #1						
HUSQVARNA						
TC85 #1	15-22	ZE82-1402	-	ZE82-1403	-	ZE82-1409
TC/FC125-450 #1	14-22	ZE82-1402	-	ZE82-1403	-	ZE82-1409
TE125 #1	14-16	ZE82-1402	-	ZE82-1403	-	ZE82-1409
TE150/I #1	17-22	ZE82-1402	-	ZE82-1403	-	ZE82-1409
TE250/I #1	14-22	ZE82-1402	-	ZE82-1403	-	ZE82-1409
TE300/I #1	14-22	ZE82-1402	-	ZE82-1403	-	ZE82-1409
FE250-501 #1	14-22	ZE82-1402	-	ZE82-1403	-	ZE82-1409
TX125 #1	17-19	ZE82-1402	-	ZE82-1403	-	ZE82-1409
TX300/I #1	17-22	ZE82-1402	-	ZE82-1403	-	ZE82-1409
FX350/450 #1	17-22	ZE82-1402	-	ZE82-1403	-	ZE82-1409
FS450 #1	16-22	ZE82-1402	-	ZE82-1403	-	ZE82-1409
GASGAS						
MC85 #1	21-22	ZE82-1402	-	ZE82-1403	-	ZE82-1409
MC125 #1	21-22	ZE82-1402	-	ZE82-1403	-	ZE82-1409
MC250 #1	22	ZE82-1402	-	ZE82-1403	-	ZE82-1409
MC250F #1	21-22	ZE82-1402	-	ZE82-1403	-	ZE82-1409
MC350F #1	22	ZE82-1402	-	ZE82-1403	-	ZE82-1409
MC450F #1	21-22	ZE82-1402	-	ZE82-1403	-	ZE82-1409
EC250 #1	21-22	ZE82-1402	-	ZE82-1403	-	ZE82-1409
EC300 #1	21-22	ZE82-1402	-	ZE82-1403	-	ZE82-1409
EC250F #1	21-22	ZE82-1402	-	ZE82-1403	-	ZE82-1409
EC350F #1	21-22	ZE82-1402	-	ZE82-1403	-	ZE82-1409
EX250 #1	22	ZE82-1402	-	ZE82-1403	-	ZE82-1409
EX300 #1	21-22	ZE82-1402	-	ZE82-1403	-	ZE82-1409
EX250F #1	21-22	ZE82-1402	-	ZE82-1403	-	ZE82-1409
EX350F #1	21-22	ZE82-1402	-	ZE82-1403	-	ZE82-1409
EX450F #1	21-22	ZE82-1402	-	ZE82-1403	-	ZE82-1409

ZE82-0211

ZETA
CHAIN GUIDE BRACE

- Protects your chain guide from rocks and other debris.
- Made of CNC machined 7000 grade aluminum.
- Finished in anodized titanium-color.
- Simple bolt-on application.



ZE82-0241

Bike	Part #
XR250/BAJA/MOTARD '95-	ZE82-0211
CRF250L/M	ZE82-0211
CRF250RALLY	ZE82-0211
SEROW250, TRICKER, XT250X	ZE82-0241
XTZ125 '03-12	ZE82-0241



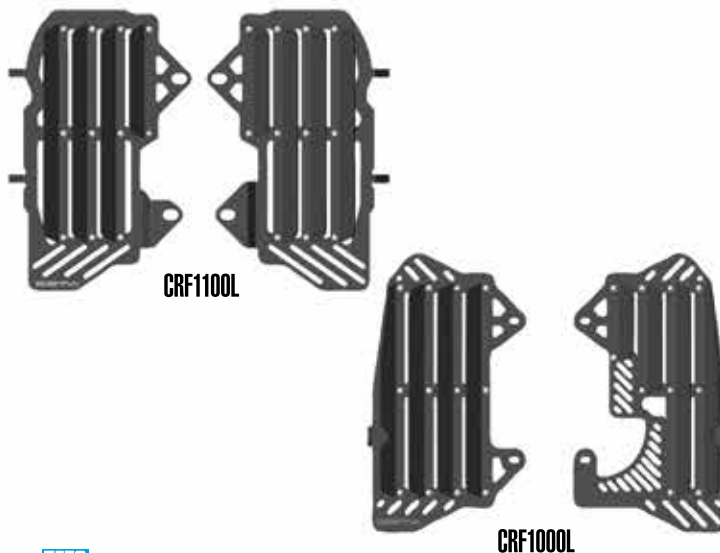
ZETA RADIATOR GUARD

- Made of 3mm thick aluminum plate and 12mm pipe for extreme durability.
- Protects expensive radiators from being crashed or twisted during a fall.
- Available for not only enduro and motocross racing models, but also dual sport models, CRF250L and WR250R/X.

Bike	Year	Part #
HONDA		
CRF250R	18-19	ZE52-2014
	20-21	ZE52-2015
CRF250RX	19	ZE52-2014
	20-21	ZE52-2015
CRF250L	12-20	ZE52-2032
CRF250L Type LD	17-20	ZE52-2032
CRF250M	13-20	ZE52-2032
CRF450X	19-22	ZE52-2041
CRF450L	19-20	ZE52-2041
CRF450RL	21-22	ZE52-2041
YAMAHA		
YZ125	05-21	ZE52-2303
YZ250	05-21	ZE52-2307
YZ250F	14-18	ZE52-2313
	19-22	ZE52-2314
YZ450F	18-22	ZE52-2314
YZ125X	17-21	ZE52-2303
YZ250X	16-21	ZE52-2307
YZ250FX	15-19	ZE52-2313
	20-22	ZE52-2314
YZ450FX	19-22	ZE52-2314
WR250F	20-22	ZE52-2314
WR450F	19-22	ZE52-2314
WR250R	07-20	ZE52-2332
WR250X	07-17	ZE52-2332



Protects the radiator core from rocks while riding. Aluminum core guard to prevent radiator damage.



ZETA RADIATOR CORE GUARD

- Aluminum core guard to protect the radiator core from rocks and mud.
- The frame and louvers are separate, and the frame maintains rigidity and the louvers firmly guard the core, they can still provide reliable airflow and maintain the same radiator performance.
- The guard is a must item for off-road to prevent damage to the radiator that can cause loss of performance.
- CRF1000L Can be installed over the stock louvers.
- CRF1100L Remove the stock louver and install in the same position.B10

Color	Black
Material	Aluminum Alloy
Surface treatment	Sandblast, Black anodized finish
Thickness	2 mm

Bike	Year	Part #
HONDA		
CRF1000L	16-19	ZE52-3010
CRF1000L DCT	16-19	ZE52-3010
CRF1100L AFRICA TWIN	20-21	ZE52-3020
CRF1100L AFRICA TWIN DCT	20-21	ZE52-3020
CRF1100L AFRICA TWIN ADV SPORT ES	20-21	ZE52-3020
CRF1100L AFRICA TWIN ADV SPORT ES DCT	20-21	ZE52-3020

CONTROL



LEVER



HANDLEBAR ACCESSORIES



HAND GUARD



BODY GUARD



BODY PARTS



FOOT PARTS



SUSPENSION



ACCESSORIES



CARBON





CONTROL



LEVER



HANDLEBAR ACCESSORIES



HAND GUARD



BODY GUARD



BODY PARTS



FOOT PARTS



SUSPENSION



ACCESSORIES



CARBON



ZETA
ED SKID PLATE

- Made of 5000 grade durable aluminum.
- Protects the area under engine, water pump cover and crankcase from stones and rocks.
- Oil drain hole allows easy oil changes without removing the skid plate.
- All mounting hardware included.



CRF250L(S) '21

Bike	Year	Part #	Thickness
HONDA			
CRF250R	18-21	ZE55-2051	4mm
CRF450R	17-20	ZE55-2051	4mm
CRF250RX	19-21	ZE55-2051	4mm
CRF450RX	17-20	ZE55-2051	4mm
CRF450X	19-20	ZE55-2051	4mm
CRF450L	19-20	ZE55-2051	4mm
CRF450RL	21-22	ZE55-2051	4mm
XR230	05-13	ZE55-2120	3.2mm
XR230 MOTARD	08-13	ZE55-2120	3.2mm
XR250	95-07	ZE55-2100	3.2mm
XR250 BAJA	95-04	ZE55-2100	3.2mm
XR250 MOTARD	03-07	ZE55-2100	3.2mm
CRF250L	12-20	ZE55-2130	3.2mm
CRF250L Type LD	17-20	ZE55-2130	3.2mm
CRF250L	21	ZE55-2141	3.2mm
CRF250L(S)	21	ZE55-2141	3.2mm
CRF300L	21	ZE55-2141	3.2mm
CRF250M	13-20	ZE55-2130	3.2mm
YAMAHA			
YZ250	05-22	ZE55-2440	3.2mm
YZ250X	16-22	ZE55-2440	3.2mm
YZ250FX	15-19	ZE55-2430	3.2mm
WR250F	15-19	ZE55-2430	3.2mm
SEROW250	05-17	ZE55-2420	3.2mm
TRICKER	18-20	ZE55-2470	3.2mm
	04-17	ZE55-2420	3.2mm
XT250	18	ZE55-2470	3.2mm
	08-22	ZE55-2470	3.2mm
XT250X	06-17	ZE55-2420	3.2mm
WR250R	07-20	ZE55-2400	3.2mm
WR250X	07-17	ZE55-2400	3.2mm
KAWASAKI			
KLX125	10-16	ZE55-2220	3.2mm
D-TRACKER125	10-15	ZE55-2220	3.2mm
KLX150BF	16-18	ZE55-2220	3.2mm
KLX230	20-22	ZE55-2230	3.2mm
KLX230S	22	ZE55-2230	3.2mm
KLX230R	20-22	ZE55-2230	3.2mm
KLX230R S	22	ZE55-2230	3.2mm
KLX250	93-20	ZE55-2200	3.2mm
D-TRACKER	93-07	ZE55-2200	3.2mm
D-TRACKER X	08-16	ZE55-2200	3.2mm
SUZUKI			
DR-Z400S	00-22	ZE55-2300	3.2mm
DR-Z400SM	00-22	ZE55-2300	3.2mm
250SB	02-06	ZE55-2200	3.2mm



YZ250/X



YZ250FX



TRICKER



SEROW250



WR250R/X



XR230



CRF250L '12-20



XR250/BAJA/MOTARD



KLX250, D-TRACKER250



KLX125, D-TRACKER125



KLX230/R

Wider guard area than stock, 5mm thick for extreme durability



Can be used with ZETA EX Pipe Guard (ZE52-2841)



Linkage Guard (ZE55-4010) (sold separately).
Drilled mounting holes for the linkage guard.



ZETA
ED SKID PLATE HD TENERE700

- Strongly guards the lower part of the engine from stones and obstacles.
- Prevents problems caused by breakage and covers a wide range from touring to heavy riding.
- Strong 5000 series aluminum is used to extensively guard the generator case and water pump.
- It is installed securely to the bike and resists impacts from below.

Part #	Bike
ZE55-2480	TENERE US '20-21
	TENERE EU '20



In addition to the stock installation position, it is firmly set to the frame (rear suspension link) with brackets.
It can be used with a center stand without any modification for easy maintenance.

ZETA
LINKAGE GUARD

- Universal rear suspension linkage guard.
- Made of durable and thick polyethylene to protect linkage from being hit with rock and stones.
- Attach this guard to OE skid plate or your aftermarket skid plate.
- Drill holes on your OE skid plate or aftermarket kid plate to attach.
- Comes with mounting hardware, bolts, nuts and washers.

Part #	Thickness
ZE55-4010	5mm



Outside installation



Inside installation



ZETA FRAME GUARD

- Provides a flat surface on the motorcycle frame for better foot grips and bike control.
- Prevents frame scratches during your ride.
- Made of 5000 grade aluminum with ZETA embossed logo.

Bike	Year	Part #
HONDA		
CRF150R	07-21	ZE52-0032
CRF250R	14-17	ZE52-0042
CRF450R	13-16	ZE52-0042
CRF125F	14-18	ZE52-0003
CRF150F	03-17	ZE52-0011
CRF230F	03-19	ZE52-0011
CRM50	88-92	ZE52-0001
	93-98	ZE52-0002
CRM80	88-92	ZE52-0001
	93-98	ZE52-0002
CRM250R	89-96	ZE52-0008
CRM250AR	97-98	ZE52-0008
XR250R	86-95	ZE52-0013
XLR250	88-94	ZE52-0013
CRF250L	12-20	ZE52-0019
CRF250L(S)	21	ZE52-0020
CRF250L Type LD	17-20	ZE52-0019
CRF250M	13-20	ZE52-0019
CRF250RALLY	17-20	ZE52-0019
CRF250RALLY(S)	21	ZE52-0020
CRF250RALLY Type LD	17-20	ZE52-0019
CRF300L/L RALLY	21	ZE52-0020
CRF1000L	16-19	ZE52-0022
CRF1000L DCT	16-19	ZE52-0022
CRF1100L AFRICA TWIN	20-21	ZE52-0024
CRF1100L AFRICA TWIN DCT	20-21	ZE52-0024
CRF1100L AFRICA TWIN ADV SPORT ES	20-21	ZE52-0024
CRF1100L AFRICA TWIN ADV SPORT ES DCT	20-21	ZE52-0024
YAMAHA		
YZ85	02-21	ZE52-0332
YZ125	05-22	ZE52-0336
YZ250	05-22	ZE52-0336
YZ250F	14-16	ZE52-0341
YZ125X	17-22	ZE52-0336
YZ250X	16-22	ZE52-0336
YZ250FX	15-16	ZE52-0341
SEROW225W	93-96	ZE52-0311
SEROW250	05-20	ZE52-0313
TRICKER	04-18	ZE52-0313
XT250	08-22	ZE52-0313
XT250X	06-17	ZE52-0313
TTR125	00-08	ZE52-0304
TTR125 LW	00-08	ZE52-0304
TTR125 LWE	00-08	ZE52-0304
TTR125LE	00-22	ZE52-0304
WR250R	07-20	ZE52-0322
WR250X	07-17	ZE52-0322
TENERE700	20-21	ZE52-0342
KAWASAKI		
KX65	00-22	ZE52-0130
KX250F	13-18	ZE52-0142
KX250	19-20	ZE52-0142
KX450F	09-18	ZE52-0152
KDX200SR	89-93	ZE52-0112
KDX220SR	94-99	ZE52-0114
KDX250SR	91-94	ZE52-0116
KLX125	10-16	ZE52-0103
D-TRACKER125	10-15	ZE52-0103
KLX150BF	16-18	ZE52-0103
KLX230	20-22	ZE52-0104
KLX230R	20-22	ZE52-0104
KLX250	98-20	ZE52-0106
D-TRACKER	98-07	ZE52-0106
D-TRACKER X	08-16	ZE52-0106
SUPER SHERPA	97-08	ZE52-0105
SUZUKI		
RM85	02-22	ZE52-0232
RMZ250	10-15	ZE52-0242
	16-18	ZE52-0243
RMX250R	96-98	ZE52-0206
RMX250S	96-98	ZE52-0206
DR250S	90-94	ZE52-0211
DR250R	95-00	ZE52-0213
DJEBEL250XC	96-06	ZE52-0213
DR-Z400S	00-22	ZE52-0215
DR-Z400SM	00-22	ZE52-0215
KTM		
65SX	09-15	ZE52-0401
85SX	13-17	ZE52-0403



CRF250L(S)



TENERE700



CRF250L(S)



TENERE700



WR250R/X



SEROW250

CONTROL



LEVER



HANDLEBAR
ACCESSORIES



HAND
GUARD



BODY
GUARD



BODY
PARTS



FOOT
PARTS



SUSPENSION



ACCESSORIES



CARBON





ZETA
UNDER GUARD for MONKEY125

- Under guard designed for Monkey 125.
- Guard body is made of durable 3.5mm thick aluminum to protect exhaust pipe and engine from stone and mud.
- Many slit holes for engine cooling air flow.
- Bracket is made of steel with black paint finish for durability.
- Can be used with stock or DELTA exhaust.
- Includes all hardware needed for installation.

Part #	Bike
ZE55-8120	Monkey125 '19-21



ZETA
UNDER GUARD for CT125/TRAIL125

- 3.2mm thick aluminum. Protects the engine from rocks during off-road riding.
- Slit processing provides both protection and heat exhaust."
- Compatible with stock muffler and DELTA muffler.
(Not tested the installation of mufflers made by other manufacturers)
- Skid plate: Aluminum, hairline finish
- Bracket: Steel, black paint.

This product is not designed for hard use. Hitting the product against a large stone or putting it on a racing stand will result in damage to the engine as well as the frame.

Part #	Bike
ZE55-8130	CT125 '20 TRAIL 125 '21



ZETA
ENGINE PROTECTION UNDERFRAME KIT for CROSS CUB

- "UNDERFRAME KIT with skid plate.
- Protects the engine from stepping stones during off-road driving.
- The frame is made of steel, and black powder coat.
- The skid plate is made of aluminum (A5052) with hairline processing.
- Stock muffler and DELTA barrel-4s mini muffler can be used together.
(Installation of other brand's muffler is unconfirmed.)

It cannot be used for hard use.
Actions such as hitting a large stone or placing it on a racing stand will damage not only the frame but also the engine. "

Part #	Bike
ZE55-8010	CROSS CUB110 '18-21 CROSS CUB 50 '18-21



ZETA
ENGINE PROTECTION UNDERFRAME KIT for CT125/TRAIL125

- The frame is made of 22mm diameter steel and powder coated.
- Protects the engine in the event of falling. Aftermarket fog lamps can be installed.
- The stock muffler and DELTA muffler can be used together.
(Not tested the installation of the aftermarket mufflers)

That this product is not designed for hard riding.
Hitting the product against a large stone or putting it on a racing stand will result in damage to the engine as well as the frame."

Part #	Bike
ZE55-8030	CT125 '20 TRAIL 125 '21

CONTROL



LEVER



HANDLEBAR ACCESSORIES



HAND GUARD



BODY GUARD



BODY PARTS



FOOT PARTS



SUSPENSION



ACCESSORIES



CARBON





ZETA
TITANIUM HEAT PROTECTOR

- Universal 4 stroke head pipe heat protector.
- Heat protector body, nuts, mounts and bands are made of titanium.
- Super light weight design, only 90 g (0.2lbs)
- Can be used head pipe diameter from 25 mm to 45 mm.

Part #	Description
ZTP3-1011	Universal

Replacement titanium mount kit

Part #	Description
ZTP3-1009	



CONTROL



LEVER



HANDLEBAR ACCESSORIES



HAND GUARD



BODY GUARD



BODY PARTS



FOOT PARTS



SUSPENSION



ACCESSORIES



CARBON



CRF1100L AFRICA TWIN



TENERE 700



ZETA
EXHAUST PIPE GUARD

- Front exhaust pipe guards protect header pipes from the stones flying from the front wheel.
- Exclusive designs for CRF1100L Africa Twin and TENERE 700.
- Embossed hairline and ZETA logo on 3.2mm thick aluminum.
- Equipped with a stainless steel mounting band.

Bike	Year	Part #
HONDA		
CRF1100L AFRICA TWIN	20-21	ZE52-2801
CRF1100L AFRICA TWIN DCT	20-21	ZE52-2801
CRF1100L AFRICA TWIN ADV SPORT ES	20-21	ZE52-2801
CRF1100L AFRICA TWIN ADV SPORT ES DCT	20-21	ZE52-2801
YAMAHA		
TENERE700 US	20-21	ZE52-2841
TENERE700 EU	20	ZE52-2841

Bike	Year	Part number	
		Red	Blue
HONDA			
CRF250R	10-17	ZE80-7002	-
	18-19	ZE80-7022	-
CRF450R	10-16	ZE80-7002	-
	17-20	ZE80-7012	-
CRF250RX	19	ZE80-7022	-
CRF450RX	17-20	ZE80-7012	-
YAMAHA			
YZ125	06-22	-	ZE80-7306
YZ250	06-22	-	ZE80-7316
YZ250F/450F	14-22	-	ZE80-7326
YZ125X	17-22	-	ZE80-7306
YZ250X	16-22	-	ZE80-7316
YZ250FX	15-22	-	ZE80-7326
YZ450FX	16-22	-	ZE80-7326
WR250F	15-22	-	ZE80-7326
WR450F	16-22	-	ZE80-7326
WR450F	16-21	-	ZE80-7326
KAWASAKI			
KX250F	17-18	ZE80-7102	ZE80-7106
KX250	19-20	ZE80-7102	ZE80-7106
KX450F	16-18	ZE80-7102	ZE80-7106
SUZUKI			
RM-Z250/450	11-22	ZE80-7202	ZE80-7206



ZETA CASE SAVER

- Made of CNC 6061 aluminum for durability.
- 6 mm case saver body for durability, protects your engine case better than stock OEM 3 mm case saver.
- Available in Blue and Red Colors.

Bike	Year	Color			
		Red	Blue	Ti-Color	Black
HONDA					
CRF150R	07-22	ZE80-9045	-	-	-
CR250R	02-07	ZE80-9015	ZE80-9014	-	-
CRF250R	04-09	ZE80-9015	ZE80-9014	-	-
	10-17	ZE80-9355	-	-	-
CRF450R	05-07	ZE80-9045	-	-	-
	08	ZE80-9015	ZE80-9014	-	-
CRF250X	09-16	ZE80-9355	-	-	-
	04-17	ZE80-9015	ZE80-9014	-	-
CRF450X	05-17	ZE80-9045	-	-	-
CRF250L/M	12-21	ZE80-9315	-	-	-
CRF250L(S)/RALLY(S)	21	ZE80-9315	-	-	-
CRF250RALLY	17-21	ZE80-9315	-	-	-
CRF300L/RALLY	21	ZE80-9315	-	-	-
XR250/BAJA	95-02	-	-	ZE80-9306	-
XR250/MOTARD	03-07	-	-	ZE80-9306	-
MONKEY125	19-21	-	-	-	ZE80-9320
CT125	20	-	-	-	ZE80-9320
TRAIL125	21	-	-	-	ZE80-9320
YAMAHA					
YZ125	05-22	ZE80-9015	ZE80-9014	-	-
YZ250	99-22	-	ZE80-9024	-	-
YZ250F	01-13	-	ZE80-9024	-	-
	14-22	-	ZE80-9374	-	-
YZ450F	03-13	-	ZE80-9074	-	-
	14-22	-	ZE80-9374	-	-
YZ125X	17-22	ZE80-9015	ZE80-9014	-	-
YZ250X	16-22	-	ZE80-9024	-	-
YZ250FX	15-22	-	ZE80-9374	-	-
YZ450FX	16-22	-	ZE80-9374	-	-
WR250F	01-14	-	ZE80-9024	-	-
WR450F	15-22	-	ZE80-9374	-	-
	03-15	-	ZE80-9074	-	-
WR250R/X	16-22	-	ZE80-9374	-	-
TRICKER	07-20	-	ZE80-9614	-	-
SEROW250	04-18	-	-	ZE80-9606	-
XT250X	05-20	-	-	ZE80-9606	-
	06-17	-	-	ZE80-9606	-
KAWASAKI					
KX125	03-08	ZE80-9055	-	-	-
KX250	05-08	ZE80-9055	-	-	-
KX250F	04-16	ZE80-9035	-	-	-
	17-18	ZE80-9055	-	-	-
KX250	19-20	ZE80-9055	-	-	-
KX450F	06-18	ZE80-9055	-	-	-
KLX230/R	20-21	-	-	-	ZE80-9420
KLX250/ES/SR	93-20	-	-	ZE80-9406	-
KLX300R	06-20	-	-	ZE80-9406	-
D-TRACKER	98-16	-	-	ZE80-9406	-
SUZUKI					
RM-Z250	04-06	ZE80-9035	-	-	-
RM-Z450	07-22	-	ZE80-9024	-	-
	05-22	-	ZE80-9024	-	-
DR-Z400S/SM	00-19	-	-	ZE80-9506	-
250SB	02-06	-	-	ZE80-9406	-



ZETA DRIVE COVER

- CNC machined front sprocket cover.
- Designed to keep mud out of the front sprocket area.
- Available in red, blue and titanium anodized colors.
- Made of 7000 grade aluminum.



Monkey 125 / CT125 / TRAIL125

- Super light weight drive cover designed for Monkey 125.
- Light weight design, made of 7000 grade aluminum with black anodized finish.
- ZETA laser printed logo.

Black

CONTROL



LEVER



HANDLEBAR ACCESSORIES



HAND GUARD



BODY GUARD



BODY PARTS



FOOT PARTS



SUSPENSION



ACCESSORIES




CARBON





ZETA CASE SAVER with COVER

- Case saver comes with light weight and durable drive cover.
- Drive cover is made of laser cut aluminum.
- Sand blasted black anodized finish with laser print logo.
- Made of 2 mm aluminum with pressed construction for extreme durability and light weight.
- Available in Blue and Red case saver colors.



Covers sprocket area for safety.

Drive cover designed to keep mud out of the front sprocket area.

Bike	Year	Red	Blue	Black	
HONDA	CRF250R	10-17	ZE80-8002	-	
		18-19	ZE80-8022	-	
	CRF450R	10-16	ZE80-8002	-	
		17-20	ZE80-8012	-	
	CRF250RX	19-19	ZE80-8022	-	
		CRF450RX	17-20	ZE80-8012	-
		CRF450RX	21-22	ZE80-8042	-
		CRF450X	19-22	ZE80-8032	-
		CRF450L	19-20	ZE80-8032	-
		CRF450RL	21-22	ZE80-8032	-
YAMAHA	YZ125/250	06-22	-	ZE80-8306	
	YZ250F/450F	14-22	-	ZE80-8326	
	YZ125X	17-22	-	ZE80-8306	
	YZ250X	16-22	-	ZE80-8316	
	YZ250FX	15-22	-	ZE80-8326	
	YZ450FX	16-22	-	ZE80-8326	
KAWASAKI	WR250F	15-22	-	ZE80-8326	
	WR450F	16-22	-	ZE80-8326	
	KX250F	17-18	ZE80-8102	ZE80-8106	
	KX250	19-20	ZE80-8102	ZE80-8106	
	KX250	21-22	-	ZE80-8110	
	KX250	21-22	-	ZE80-8110	
SUZUKI	RM-Z250	11-22	ZE80-8202	ZE80-8206	
		11-22	ZE80-8202	ZE80-8206	
	RM-Z450	11-22	ZE80-8202	ZE80-8206	
		11-22	ZE80-8202	ZE80-8206	

The special case saver strongly protects clutch sleeve cylinder.



ZETA CASE SAVER with COVER for CRF450R 21-

- Protects the hydraulic clutch sleeve cylinder from stuck stones in the chain.
- High-strength full CNC machined aluminum. It guards more extensively than stock even reduced its weight.
- The lightweight and durable aluminum drive cover is designed for ease of drainage and maintenance as well as safety.
- Works for a wide range of riding from enduro to motocross.

Part #	Color
ZE80-8042	Red



Fits the shape of the hydraulic clutch sleeve cylinder to provide strong protection from stones in the chain.



H-Blue

Chain roller for less friction loss

Orange

ZETA
CASE SAVER KIT KTM / HUSQVARNA

KTM / Husqvarna case saver kit comes with clutch sleeve cylinder protector, drive cover and chain roller.

CASE SAVER :

Light weight aluminum case saver protects not only clutch sleeve cylinder, but also banjo bolt and air bleeder bolt. Orange and blue case saver colors available.

CASE SAVER Spec

Made of A7009 Aluminum, available in orange and blue anodized finish with laser printed logo.

DRIVE COVER :

Comes with black anodized aluminum drive cover plate protects clutch sleeve cylinder, banjo bolt and air bleeder bolt.

DRIVE COVER Spec


Made of shot peened and black anodized surface finish aluminum plate with laser printed logo.

CHAIN SLIDER :

Replace OE chain slider to chain roller for less friction loss.

Replacement Chain roller

Part #	Description
D47-41-641	DRC Chain roller M size Black



Bike	Year	ORANGE	H-Blue
KTM			
125/150SX	16-22	ZE80-8413	-
125/150EXC/XC-W/XC-W TPI	17-22	ZE80-8413	-
125XC	21-22	ZE80-8413	-
250/300SX/XC/XC TPI	17-22	ZE80-8403	-
250/300EXC/EXC TPI/XC-W/XC-W TPI	17-22	ZE80-8403	-
250/350SX-F/XC-F	16-22	ZE80-8403	-
250/350EXC-F/XCF-W	17-22	ZE80-8403	-
450SX-F/XC-F	16-22	ZE80-8423	-
450/500EXC-F/XCF-W	17-22	ZE80-8423	-
HUSQVARNA			
TC125	16-22	-	ZE80-8519
TC250	17-22	-	ZE80-8519
FC250/350	16-22	-	ZE80-8509
FC450	16-22	-	ZE80-8529
TE150/I	17-21	-	ZE80-8519
TE250/I	17-21	-	ZE80-8509
TE300/I	17-21	-	ZE80-8509
FE250/350	17-21	-	ZE80-8509
FE450/501	17-21	-	ZE80-8529
TX125	17-19	-	ZE80-8519
TX300/I	17-22	-	ZE80-8509
FX350	19-22	-	ZE80-8509
FX450	17-22	-	ZE80-8529
FS450	16-22	-	ZE80-8529





ALUMINUM FRAME

- 5000 aluminum, 3mm thickness.
- Sandblasting / Black anodized finish.

POLY PROTECTOR

- Polycarbonate has great transparency and extreme resistance against impact.
- Weather resistance on both sides, 3mm thickness.
- Mounting bolts / nuts are made of strong rust resistance stainless steel.

ZETA HEAD LIGHT GUARD

- Hybrid head light guard with strong aluminum frame, and polycarbonate protector that does not disturb lighting.
- Protect headlight lenses from steppingstones and branches on trail pass and dirt riding, and prevent scratches and cracks.

Part #	Bike
ZE52-4100	CROSS CUB 50/110 '18-20
ZE52-4200	MONKEY 125 '19-20, CT125/TRAIL125 '20
ZE52-4400	SEROW250 '05-20



Replacement Poly protector

Part # [ZE52-4990](#)



ZETA HEAD LIGHT GUARD for TENERE700

- Stainless steel mesh design headlight guard with an emphasis on rigidity.
- Protects the headlight lens from stepping stones and branches on forest roads and off-road riding, and prevents scratches and cracks.
- The mounting bolts / washers are made of stainless steel.
- Bolt on design.

*Please note

After mounting, the light range will change.
(No problem in night riding)

Please remove for vehicle inspection.



MONKEY125



CROSSCUB110



TENERE700



Part #	Bike
ZE52-4410	TENERE700 '20

Material	Thickness	Surface treatment
Stainless	2mm	Matte black powder coat



ZETA HEEL GUARD

- Protects your heel from the chain and the rear sprocket.
- Made of CNC machined 7000 grade aluminum.
- Finished in anodized black and titanium-color.

Bike	Year	Black
HONDA		
CROSS CUB50	18-19	ZE52-4100
CROSS CUB110	18-21	ZE52-4100
MONKEY125	19-21	ZE52-4200
CT125	20	ZE52-4200
TRAIL125	21	ZE52-4200
YAMAHA		
SEROW250	05-20	ZE52-4400
TENERE700	20-21	ZE52-4410

CONTROL



LEVER



HANDLEBAR ACCESSORIES



HAND GUARD



BODY GUARD



BODY PARTS



FOOT PARTS



SUSPENSION



ACCESSORIES



CARBON





White



Black

Bike	Year	Part #
HONDA		
CR125R/250R	04-07	ZE52-1120
CRF250R	04-22	ZE52-1120
CRF450R	04-22	ZE52-1120
CRF250RX	19-22	ZE52-1120
CRF450RX	17-22	ZE52-1120
CRF250X/450X	04-17	ZE52-1120
CRF250L	12-16	ZE52-1180
	17-20	ZE52-1190 *
CRF300L/RALLY	21	ZE52-1190 *
YAMAHA		
YZ125/250	08-21	ZE52-1420
YZ250F	07-13	ZE52-1420
	14-21	ZE52-1430
YZ450F	07-13	ZE52-1420
	14-21	ZE52-1430
YZ125X	17-22	ZE52-1420
YZ250X	16-22	ZE52-1420
YZ250FX	15-22	ZE52-1430
YZ450FX	16-22	ZE52-1430
WR250F	06-19	ZE52-1420
WR450F	06-18	ZE52-1420
WR250R	07-20	ZE52-1470
KAWASAKI		
KX125/250	06-08	ZE52-1220
KX250F	06-18	ZE52-1220
	19-20	ZE52-1220
KX250	21-22	ZE52-1230
KX250X	21-22	ZE52-1230
KX450F	06-18	ZE52-1220
KX450	19-22	ZE52-1230
KX450X	21-22	ZE52-1230
KLX450R	08-09	ZE52-1220
KLX125	10-16	ZE52-1280
KLX150BF	16	ZE52-1280
KLX150S	09-13	ZE52-1280
KLX250	08-20	ZE52-1270
SUZUKI		
RM-Z250	07-22	ZE52-1320
RM-Z450	05-22	ZE52-1320
RMX450Z	10-19	ZE52-1320
KTM		
125-530SX/SX-F/XC/XC-F	03-14	ZE52-1520
	15-22	ZE52-1530
125-530EXC/EXC-F	03-15	ZE52-1520
	16-22	ZE52-1530
HUSQVARNA		
CR/WR 125-300	09-11	ZE52-1610
TC/TE 250-511	09-11	ZE52-1610
TC/FC 125-450	14	ZE52-1520
	15-22	ZE52-1530
TE/FE 125-501	14-15	ZE52-1520
	16-22	ZE52-1530
TX/FX125-450	17-22	ZE52-1530
GASGAS		
MC125	21-22	ZE52-1530
MC250	22	ZE52-1530
MC250F	21-22	ZE52-1530
MC350F	22	ZE52-1530
MC450F	21-22	ZE52-1530
EC250	21-22	ZE52-1530
EC300	21-22	ZE52-1530
EC250F	21-22	ZE52-1530
EC350F	21-22	ZE52-1530
EX250F	21-22	ZE52-1530
EX350F	21-22	ZE52-1530
EX450F	21-22	ZE52-1530
EX250	22	ZE52-1530
EX300	21-22	ZE52-1530

*ABS car not installable.

ZETA PRO FRONT DISC GUARD

- Developed with factory Kawasaki racing team and Yamaha racing team in Japan, and used on their race bikes.
- Protect your front disc and brake caliper from rocks, bushes and debris during your ride.
- 270 mm disc guard size accepts most dirt bike's front brake disc.
- Model specific mount kit is required to install the disc guards on your bike.
- Available black and white color.

Part #	Color
ZE52-1041	Black
ZE52-1046	White

*Disc guard mount sold separately



ZETA FRONT DISC GUARD MOUNTING KIT

- Model specific mounting kit. (Required for disc guard installation.)
- Mount bracket is integrated with wheel spacer.
- Comes with disc guard mounting stainless bolts.

CONTROL



LEVER



HANDLEBAR
ACCESSORIES



HAND
GUARD



BODY
GUARD



BODY
PARTS



FOOT
PARTS



SUSPENSION



ACCESSORIES



CARBON



ADVENTURE WINDSHIELD

ZETA

ADVENTURE WIND SHIELD

- Wind shield kit comes with cell phone or GPS navigation mount bar.
- Designed for specific models, bolt on design, no need for any modification for installation.
- Screen is made of excellent durability and strength polycarbonate, mount bar is made of high-grade durable aluminum.
- High windbreak effect screen can be mounting upside down for visibility adjustment and styling of your choice.
- High-grade durable aluminum mount bar for secure screen and mobile phone holdings.
- Can be adjust screen heights for responding to your various riding situations.

Screen

Material : Polycarbonate
Color : Light smoke
Size : Height 334mm Width 295mm Thickness 3mm

Mount system

Mount bar/ Upper clamp / Mount grab bar clamp / Screen adapter
: Aluminum, shot peened with black anodized finish.



Adjustable screen and mobile mount bar are integrated

CONTROL



LEVER



HANDLEBAR ACCESSORIES



HAND GUARD



BODY GUARD



BODY PARTS



FOOT PARTS



SUSPENSION




ACCESSORIES



CARBON




MOBILE MOUNT BAR



The 22.2 mm mobile mount bar made of lightweight aluminum allows a wide range of mounting such as smartphone holders and USB power supplies.

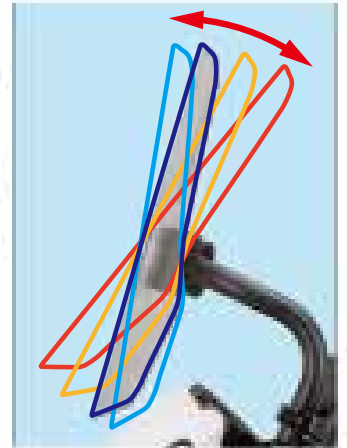


ADJUSTABLE ANGLE



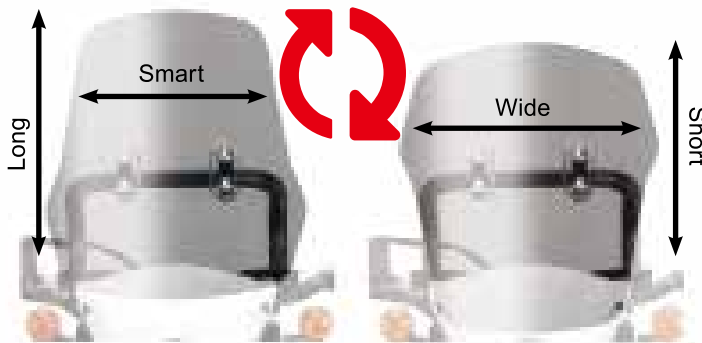
The angle of the screen can be adjusted seamlessly, and the windproof effect can be adjusted according to the physique and running situation.

* The adjustment range varies depending on the model.



FLIPPABLE SCREEN

FLIPPABLE



Long/Smart type

Short /Wide type

Mobile mount bar clamp allows fine adjustment of screen height.

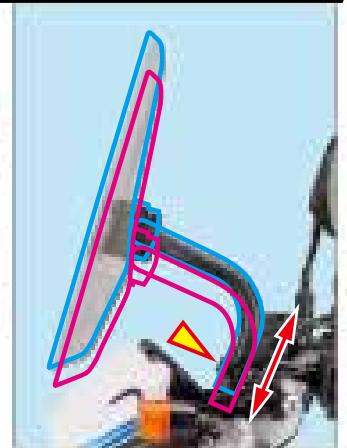


ADJUSTMENT HIGHT



Mobile mount bar clamp allows fine adjustment of screen height.

* The adjustment range varies depending on the model.



Bike	Year	Part #
HONDA		
CROSS CUB110	13-21	ZE70-1011
MONKEY125	19-21	ZE70-1021
CT125	20	ZE70-1031
TRAIL125	21	ZE70-1031
CRF250L/M	12-21	ZE70-1001
CRF250L(S)	21	ZE70-1001
CRF300L	21	ZE70-1001
CRF450L	19-20	ZE70-1041
CRF450RL	21-22	ZE70-1041
YAMAHA		
XTZ125 *	13-15	ZE70-1411
SEROW250	05-20	ZE70-1411
WR155R	20	ZE70-1401
WR250R/X *	07-20	ZE70-1401
TENERE700	20-21	ZE70-1421
KAWASAKI		
KLX230	20-21	ZE70-1111
KLX250,D-TRACKERX	08-20	ZE70-1101
HUSQVARNA		
701ENDUJO	16-21	ZE70-1501
701ENDUJO LR	20-21	ZE70-1501
701SUPERMOTO	16-21	ZE70-1501

* It is necessary to adjust the direction of the front brake banjo bolt.



Part #	Description
ZE70-1900	Replacement



CRF250L



WR250R



SEROW250

ZETA

ADVENTURE WINDSHIELD

- [Screen]
- Material: Polycarbonate
- Color: Light smoke
- Size: 334mm (height), 295mm (width), 3mm (thickness)
- [Mounting System]
- Mount bar
- Upper Clamp
- Mount bar clamp
- Screen adapter
- Material: Aluminum alloy
- Sandblasted / Black anodized finish



CT125



KLX230



KLX250



CRF250L/M



MONKEY125




CRF450L



701 ENDURO



701 ENDURO



FLIPPABLE



The screen with high windproof effect can be installed upside down. You can adjust the visibility and choose your favorite styling.



TENERE700



The 22.2 mm mobile mount bar made of lightweight aluminum allows a wide range of mounting such as smartphone holders and USB power supplies.

ZETA

ADVENTURE WINDSHIELD TENERE700

- Adventure wind shield kit available for YAMAHA TENERE700 .
- Wind shield kit comes with cell phone or GPS navigation mount bar.
- Designed for Tenere 700, bolt on design, no need any modification for installation.
- Screen is made of excellent durability and strength polycarbonate, mount bar is made of high-grade durable aluminum.
- High windbreak effect screen can be mounting upside down for visibility adjustment and styling of choice.

Part #

ZE70-1421

- [Screen]
- Material : Polycarbonate
- Color : Light smoke
- Size : Height 334mm Width 295mm
- Thickness 3mm
- [Mounting System]
- Mount bar
- Upper Clamp
- Mount bar clamp
- Screen adapter
- Material: Aluminum alloy
- Sandblasted / Black anodized finish



CROSS CUB110

ZETA

ADVENTURE WINDSHIELD CROSS CUB 110

- Mount bar/ Upper clamp / Mount grab bar clamp / Screen adapter
- Aluminum, shot peened with black anodized finish. Mount with using mirror holes for Cross Cub 110.
- Length 209mm, 22.2mm diameter mount bar.
- Can mount USB power port, mobile phone mount and others. (Can not adjust height.)

Part #

ZE70-1011

- [Screen]
- Material : Polycarbonate
- Color : Light smoke
- Size : Height 334mm Width 295mm
- Thickness 3mm
- [Mounting System]
- Mount bar : Aluminum, shot peened with black anodized finish.
- Bracket : Steel with black paint
- Screen adapter : Aluminum, shot peened with black anodized finish.



[Warning]

Please pay attention to the phenomenon of astringency. Do not park the bike in a condition where the sunlight directly hits the inside of the screen from the rear of the bike. There is a possibility of heat accumulation and ignition due to convergence phenomenon.

CONTROL



LEVER



HANDLEBAR ACCESSORIES



HAND GUARD



BODY GUARD



BODY PARTS



FOOT PARTS



SUSPENSION



ACCESSORIES



CARBON





Take the holeshot!

Easy installation!



Lock pin is made of light weight aluminum A7075-T6.



Nylon sleeve prevents scratches on the front fork.
(Excluded on some models.)



Integrated lower fork guard and lock pin for rigidity and reduced weight.



Hinge style aluminum clamp body for easy installation. Hinge pin is made of light weight, extremely durable titanium, Ti-6AL-4V.



Light weight 7075-T6 aluminum lock pin

Dust cover

Aluminum sleeve

ZETA LAUNCH CONTROL

- A hinge style aluminum clamp body for easy installation.
- The front fork does not need to be removed to install this kit.
- Comes with clamp body and integral lower fork guard. One side only.
- Hinge pin is constructed of high strength Ti-6AL-4V titanium.
- Nylon sleeve prevents front fork scratches.
- Light weight 7075-T6 aluminum lock pin.
- The integration of the lower fork guards and lock pin unit creates a rigid light weight body.
- Currently not available in the US.

* Usable front fork diameter is 53 mm to 56 mm
Usable front fork size is up to 57.5 mm without using nylon sleeve.

	Bike	Year	Part #		
			Natural	Black	White
HONDA	CR85R	03-07	ZE89-7709	ZE89-7705	-
	CR125R/250R	04-07	-	-	ZE89-7018
	CRF150R	07-22	ZE89-7709	ZE89-7705	-
	CRF250R	04-22	-	-	ZE89-7018
	CRF450R	04-22	-	-	ZE89-7018
YAMAHA	YZ85	02-18	ZE89-7709	ZE89-7705	-
	YZ125/250	08-22	-	-	ZE89-7318
	YZ250F	08-22	-	-	ZE89-7318
KAWASAKI	YZ450F	08-22	-	-	ZE89-7318
	KX85	01-13	ZE89-7709	ZE89-7705	-
	KX250F/450F	07-18	-	ZE89-7111	-
SUZUKI	KX250	19-22	-	ZE89-7111	-
	RM85	02-20	ZE89-7709	ZE89-7705	-
	RM-Z250	07-22	-	ZE89-7221	ZE89-7218
KTM	RM-Z450	08-22	-	ZE89-7221	ZE89-7218
	85/105SX	03-17	ZE89-7709	ZE89-7705	-
	125-450SX/SX-F	07-14	-	-	ZE89-7421
		15-21	-	-	ZE89-7433

Replacement lower fork guard

Bike	Color	Part #
CR125R/250R '04-07, CRF250R '04-21, CRF450R '04-20	Natural	ZE89-7901
	White	ZE89-7902
KX250F/450F '07-18, KX250 '19-21	Black	ZE89-7911
RMZ250 '07-18, RMZ450 '08-20	White	ZE89-7921
	Black	ZE89-7922
YZ125/250, YZ250F/450F '08-20	White	ZE89-7931
KTM 125-450SX/SX-F '07-14	Black	ZE89-7941
	White	ZE89-7942
KTM 125-450SX/SX-F '15-21	White	ZE89-7943
	Black	ZE89-7975
Mini Motocrosser	White	ZE89-7943
	Natural	ZE89-7979

Replacement Dust cover

Part #	Color
ZE89-7999	Black

ZETA LAUNCH CONTROL UNIVERSAL

- Universal launch control kit to fit most MX racing bikes.
- A hinge style aluminum clamp body for easy installation, no need to remove front fork to install.
- Nylon sleeve on clamp body prevents front fork scratches.
- Hinge pin used on clamp body is made of light weight and durable Ti-6AL-4V.
- Lock pin body is attached with 4 screws for secure installation on your lower fork guard.
- You can install the lock pin body at your desired position on your lower fork guard.
- Replacement rubber for lock pin is available.
- Currently not available in the US.

* Usable front fork diameter is 53 mm to 56 mm
Usable front fork size is up to 57.5 mm without using nylon sleeve.

Part #	Color
ZE89-7000	Red
ZE89-7003	Orange
ZE89-7006	Blue
ZE89-7009	H-Blue



Red

Orange

H-Blue

CONTROL

LEVER

HANDLEBAR ACCESSORIES

HAND GUARD

BODY GUARD

BODY PARTS

FOOT PARTS

SUSPENSION

ACCESSORIES

CARBON



Orange



Blue



Red

Bike	Year	Parts #		
		Red	Blue	Orange
HONDA				
CRF250R	18-22	ZE51-3002	-	-
CRF250RX	18-22	ZE51-3002	-	-
CRF450R	17-20	ZE51-3032	-	-
	21-22	ZE51-3042	-	-
CRF450RX	17-20	ZE51-3032	-	-
	21-22	ZE51-3042	-	-
CRF250L/M #1	12-20	ZE51-3052	-	-
CRF250L/(S)	21	ZE51-3072	-	-
CRF250RALLY #1	17-20	ZE51-3062	-	-
CRF250RALLY/(S)	21	ZE51-3072	-	-
CRF300L/L RALLY	21	ZE51-3072	-	-
YAMAHA				
YZ125/X	09-22	-	ZE51-3306	-
YZ250/X	09-22	-	ZE51-3306	-
YZ250F	14-22	-	ZE51-3316	-
YZ450F	14-22	-	ZE51-3316	-
YZ250FX	15-22	-	ZE51-3336	-
YZ450FX	16-22	-	ZE51-3336	-
WR250F	17-19	-	ZE51-3336	-
WR450F	16-18	-	ZE51-3336	-
WR250R/X	07-20	-	ZE51-3356	-
KAWASAKI				
KX250F	17-18	ZE51-3102	ZE51-3106	-
KX250	19	ZE51-3102	ZE51-3106	-
KX450F	16-18	ZE51-3102	ZE51-3106	-
SUZUKI				
RMZ250	07-22	ZE51-3202	ZE51-3206	-
RMZ450	05-22	ZE51-3202	ZE51-3206	-
RMX450Z	10-19	ZE51-3202	ZE51-3206	-
DRZ400SM	05-19	-	ZE51-3256	-
KTM				
125SX	16-22	-	-	ZE51-3433
125XC-W	17-19	-	-	ZE51-3403
150SX	16-22	-	-	ZE51-3433
150XC-W/TPI	17-22	-	-	ZE51-3403
150EXC TPI	20-22	-	-	ZE51-3403
250SX/XC	06-12	-	-	ZE51-3403
250SX	13-22	-	-	ZE51-3433
250XC/TPI	13-22	-	-	ZE51-3433
250SX-F/XC-F	07-12	-	-	ZE51-3403
250XC-W/TPI	13-22	-	-	ZE51-3433
250XCF-W	07-16	-	-	ZE51-3403
250EXC/EXC-F (SIX DAYS)	06-22	-	-	ZE51-3403
300XC/TPI	13-22	-	-	ZE51-3433
300EXC/TPI	06-22	-	-	ZE51-3403
300XC-W/TPI	06-22	-	-	ZE51-3403
350SX-F/XC-F	11-12	-	-	ZE51-3403
350XC-W/TPI	13-22	-	-	ZE51-3433
350EXC-F/XCF-W	12-22	-	-	ZE51-3403
400XC-W/EXC/EXC-R	09-11	-	-	ZE51-3403
450SX-F/XC-F	13-22	-	-	ZE51-3433
450EXC/EXC-F	07-22	-	-	ZE51-3403
450XC-W	08-16	-	-	ZE51-3403
500XC-W/XCF-W/EXC/EXC-F (SIX DAYS)	12-22	-	-	ZE51-3403
530XC-W/XCR-W/EXC-R/EXC	08-11	-	-	ZE51-3403
HUSQVARNA				
TC125 #2	16-21	-	ZE51-3506	-
TC250 #2	17-21	-	ZE51-3506	-
FC250/350/450 #2	16-21	-	ZE51-3506	-

#1 Brake line clamp only cannot be installed on ABS vehicles.
#2 '18 Brembo type only

ZETA BILLET KIT

- Aluminum billet kit for MX and dual sport bikes.
- Buying one kit gives your bike a factory look.
- Available in red, blue and orange anodized parts kits.



Front brake reservoir cover



Brake line clamp



Oil filler plug



Engine plug



Rear axle blocks



Rear brake reservoir cover



Air valve caps



Rim lock nuts / spacers



[ZE51-3002](#)

[ZE51-3042](#)

[ZE51-3072](#)

[ZE51-3062](#)

[ZE51-3102](#)

[ZE51-3202](#)

[ZE51-3206](#)



[ZE51-3256](#)

[ZE51-3306](#)

[ZE51-3316](#)

[ZE51-3356](#)

[ZE51-3306](#)

[ZE51-3433](#)

[ZE51-3506](#)

CONTROL



LEVER



HANDLEBAR ACCESSORIES



HAND GUARD



BODY GUARD



BODY PARTS



FOOT PARTS



SUSPENSION



ACCESSORIES



CARBON





Blue

Red

Black



Orange



Blue

ZETA GAS CAP [RACER]

- CNC machined aluminum gas cap.
- Beautiful anodized colors makes your bike have the Factory look.
- Comes with uni flow cap which prevents fuel back flow from the fuel tank in the event of a fall.
- Made of A7009-T6 aluminum.
- Available in Blue, Red, Orange and Black colors.



Installed on KTM

Bike	Year	Color			
		Red	Blue	Orange	Black
HONDA					
CR85R	00-07	ZE87-0303	-	-	-
CRF150R	07-22	ZE87-0303	-	-	-
CRF250R	04-17	ZE87-0603	-	-	ZE87-0600
CRF450R	02-16	ZE87-0603	-	-	ZE87-0600
CRF450RX	17-18	ZE87-0603	-	-	ZE87-0600
XR250R	96-	ZE87-0603	-	-	ZE87-0600
YAMAHA					
YZ65	18-22	ZE87-2303	ZE87-2301	-	-
YZ85	04-21	ZE87-1503	ZE87-1501	-	-
YZ125/250	04-22	ZE87-1503	ZE87-1501	-	-
YZ250F/450F	04-13	ZE87-1503	ZE87-1501	-	-
YZ125X	17-22	ZE87-1503	ZE87-1501	-	-
YZ250X	16-22	ZE87-1503	ZE87-1501	-	-
TTR50	06-20	ZE87-2303	ZE87-2301	-	-
TTR90	00-07	ZE87-2303	ZE87-2301	-	-
TTR110	08-20	ZE87-2303	ZE87-2301	-	-
TTR125/230	00-20	ZE87-2303	ZE87-2301	-	-
KAWASAKI					
KX85/100	14-22	ZE87-1503	ZE87-1501	-	-
KX112	22	ZE87-1503	ZE87-1501	-	-
KX250	05-08	ZE87-1503	ZE87-1501	-	-
KLX110L	10-20	ZE87-1503	ZE87-1501	-	-
KLX110R L	21-22	ZE87-1503	ZE87-1501	-	-
KX250F	06-18	ZE87-1503	ZE87-1501	-	-
KX250/450	19-22	ZE87-1503	ZE87-1501	-	-
KX450F	06-18	ZE87-1503	ZE87-1501	-	-
KLX450R	08-15	ZE87-1503	ZE87-1501	-	-
KX250X/450X	21-22	ZE87-1503	ZE87-1501	-	-
KFX450R	08-	ZE87-1503	ZE87-1501	-	-
SUZUKI					
RM85	02-19	ZE87-2303	ZE87-2301	-	-
RM125/250	04-08	ZE87-2303	ZE87-2301	-	-
RM-2250	10-18	ZE87-2303	ZE87-2301	-	-
	19-22	ZE87-1503	ZE87-1501	-	-
	05-17	ZE87-2303	ZE87-2301	-	-
RM-Z450	18-22	ZE87-1503	ZE87-1501	-	-
RMX450Z	10-19	ZE87-2303	ZE87-2301	-	-
KTM					
85-450SX/SX-F	13-22	-	-	ZE87-4108	-
HUSQVARNA					
TC85	14-17	-	ZE87-4102	-	-
TC125	14-15	-	ZE87-4102	-	-
TC250	14-16	-	ZE87-4102	-	-
FC250-450	14-15	-	ZE87-4102	-	-



Installed on IMS Tank



Blue



Ti-color

ZETA GAS CAP [DUAL SPORTS]

- CNC machined aluminum gas cap for dual sport and trail models.
- Easy to install, just replace the stock fuel outer caps.
- KLX and D-TRACKER can be installed with factory key lock.
- Other models come with uni flow caps.
- Available in Blue and Titanium colors.



Installed on WR250X

Bike	Year	Blue	Ti-color
HONDA			
CRM50/80	88-99	ZE87-5101	ZE87-5106
CRM250R/AR	89-00	ZE87-5101	ZE87-5106
XR230/MOTARD	05-12	ZE87-5101	ZE87-5106
XR250/MOTARD	95-07	ZE87-5101	ZE87-5106
XR400/MOTARD	05-08	ZE87-5101	ZE87-5106
XLR250R/BAJA	87-94	ZE87-5101	ZE87-5106
YAMAHA			
DT200WR	91-94	ZE87-6101	ZE87-6106
DT230LANZA	97-99	ZE87-6101	ZE87-6106
SEROW225	93-04	ZE87-6101	ZE87-6106
TT250R	93-97	ZE87-6101	ZE87-6106
WR250R/X	07-17	ZE87-6101	ZE87-6106
KAWASAKI			
KSR110	03-08	ZE87-7101	ZE87-7106
KLX125,D-TRACKER125	10-16	ZE87-7101	ZE87-7106
KLX150BF	16	ZE87-7101	ZE87-7106
KLX150S	09-13	ZE87-7101	ZE87-7106
KLX250,D-TRACKER	01-16	ZE87-7101	ZE87-7106
SUPER SHERPA	97-07	ZE87-7101	ZE87-7106
SUZUKI			
250SB	02-06	ZE87-7101	ZE87-7106
RMX250S	92-95	ZE87-6101	ZE87-6106
DR-Z400S/SM	00-19	ZE87-6101	ZE87-6106

Bike	Year	Part #
HONDA		
CR80R	96-02	ZE59-0102
CR85R	03-07	ZE59-0102
CR125R/250R	85-07	ZE59-0202
CR500R	85-01	ZE59-0202
CRF150R	07-21	ZE59-0102
CRF250R	04-21	ZE59-0102
CRF450R	02-20	ZE59-0102
CRF250RX	19-21	ZE59-0102
CRF450RX	17-20	ZE59-0102
CRF250X	04-17	ZE59-0102
CRF450X	05-22	ZE59-0102
CRF450L	19-20	ZE59-0102
CRF450RL	21-22	ZE59-0102
YAMAHA		
YZ65	18-22	ZE59-0302
YZ85	02-21	ZE59-0202
YZ125/250	93-22	ZE59-0302
YZ250F	01-13	ZE59-0302
	14-18	ZE59-0402
YZ450F	03-09	ZE59-0302
	14-17	ZE59-0402
YZ125X	17-22	ZE59-0302
YZ250X	16-22	ZE59-0302
YZ250FX	15-19	ZE59-0402
YZ450FX	16-18	ZE59-0402
WR250F	15-19	ZE59-0402
WR450F	16-18	ZE59-0402



Bike	Year	Part number
KAWASAKI		
KX65	00-22	ZE59-0202
KX80/85	91-22	ZE59-0202
KX100	95-21	ZE59-0202
KX112	22	ZE59-0202
KX125	92-05	ZE59-0202
KX250	92-08	ZE59-0202
KX250F	04-18	ZE59-0302
	19-20	ZE59-0302
	21-22	ZE59-0402
KX450F	06-18	ZE59-0302
KX450	19-22	ZE59-0402
KX250X/450X	21-22	ZE59-0402
SUZUKI		
RM125	96-08	ZE59-0302
RM250	93-08	ZE59-0302
RM-Z250	07-22	ZE59-0302
RM-Z450	05-22	ZE59-0302



ZETA AIR FILTER BOLT

- CNC aluminum air filter bolts.
- Larger rounded head, with finger grooves, makes it easy to spin the filter bolt.
- Red anodized finish with laser printed logo on filter bolt head.
- Bolt shaft is made of durable stainless steel.



ZETA TANK HOLD WASHER KIT

- Aluminum washer for holding fuel tank.
- Available colors : titanium, blue and red.
- Installed on your bike with OE bolt and aluminum collar that is contained in the kit.
- Washer is made of 7000 grade aluminum.

Bike	Year	Color			
		Blue	Red	Ti-color	Gold
YAMAHA					
YZ250F	06-09	-	ZE88-2005	-	-
	10-13	ZE88-0004	-	-	-
YZ450F	06-09	-	ZE88-2005	-	-
WR250F	07-14	-	ZE88-2005	-	-
WR450F	07-15	-	ZE88-2005	-	-
SUZUKI					
RM-Z250	07-18	ZE88-3004	ZE88-3005	ZE88-3006	ZE88-3007
RM-Z450	07	-	ZE88-2005	-	-
	08-17	ZE88-3004	ZE88-3005	ZE88-3006	ZE88-3007
RMX450Z	10-19	ZE88-3004	ZE88-3005	ZE88-3006	ZE88-3007



ZETA UNI-FLOW CAP

- One way valve to prevent fuel back flow from the fuel tank in the event of a fall.
- Keeps the fuel tank air ventilated but does not let fuel flow out.
- Available in 5 beautiful anodized colors.
- Cap is made of 7000 grade aluminum.

Part #	Color
ZE93-1001	Blue
ZE93-1003	Red
ZE93-1006	Ti-color
ZE93-1007	Gold
ZE93-1010	Orange

CONTROL



LEVER



HANDLEBAR ACCESSORIES



HAND GUARD



BODY GUARD



BODY PARTS



FOOT PARTS



SUSPENSION



ACCESSORIES




CARBON



FORGED ALUMINUM KICKSTAND

Comparison when lowdowned



STOCK STAND

FOGED ALUMINIUM KICK STAND



YZ250FX



ZETA FORGED ALUMINUM KICK STAND

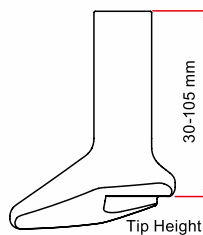
- Lines up with 25 mm shorter than the stock. (Some models have high lift standards.)
- Avoids an unstable bike even during changing of the bike height. Can also be used safely on rough roads by selecting the OPTION TIP.
- A2014 aluminum is used, to maintain strength and durability.
- * The inclination varies depending on the model. If the length of the TIP does not work well, see the OPTION TIP conversion table below and change the TIP.

ZETA FORGED ALUMINIUM STAND Application

Bike	Year	Stand Length	Part #	Option tip part number			
				-50 mm	-25 mm	±0 mm	+25 mm
HONDA							
CRF250L	12-20	-25mm	ZE56-8009	ZE56-8909	ZE56-8919	ZE56-8929	ZE56-8939
CRF250L	21	-25mm	ZE56-8049	ZE56-8919	ZE56-8929	ZE56-8939	-
CRF250L(S)	21	-25mm	ZE56-8039	ZE56-8919	ZE56-8929	ZE56-8939	-
CRF250M	12-20	±0mm	ZE56-8009	-	ZE56-8909	ZE56-8919	ZE56-8929
CRF250RALLY	17-20	-25mm	ZE56-8029	ZE56-8909	ZE56-8919	ZE56-8929	ZE56-8939
CRF250RALLY	21	-25mm	ZE56-8059	ZE56-8909	ZE56-8919	ZE56-8929	ZE56-8939
CRF250RALLY(S)	21	-25mm	ZE56-8039	ZE56-8919	ZE56-8929	ZE56-8939	-
CRF300L	21	-25mm	ZE56-8039	ZE56-8919	ZE56-8929	ZE56-8939	-
CRF300L RALLY	21	-25mm	ZE56-8039	ZE56-8919	ZE56-8929	ZE56-8939	-
YAMAHA							
YZ125X	17-22	-25mm	ZE56-8659	ZE56-8909	ZE56-8919	ZE56-8929	ZE56-8939
YZ250X	16-22	-25mm	ZE56-8659	ZE56-8909	ZE56-8919	ZE56-8929	ZE56-8939
YZ250FX	15-19	-25mm	ZE56-8659	ZE56-8909	ZE56-8919	ZE56-8929	ZE56-8939
YZ450FX	16-18	-25mm	ZE56-8659	ZE56-8909	ZE56-8919	ZE56-8929	ZE56-8939
WR250F	07-19	-25mm	ZE56-8659	ZE56-8909	ZE56-8919	ZE56-8929	ZE56-8939
WR450F	07-18	-25mm	ZE56-8659	ZE56-8909	ZE56-8919	ZE56-8929	ZE56-8939
SEROW250	05-20	-25mm	ZE56-8639	ZE56-8909	ZE56-8919	ZE56-8929	ZE56-8939
		+25mm	ZE56-8649	ZE56-8909	ZE56-8919	ZE56-8929	ZE56-8939
XT250	08-22	-25mm	ZE56-8639	ZE56-8909	ZE56-8919	ZE56-8929	ZE56-8939
		+25mm	ZE56-8649	ZE56-8909	ZE56-8919	ZE56-8929	ZE56-8939
WR250R	07-20	-25mm	ZE56-8619	ZE56-8909	ZE56-8919	ZE56-8929	ZE56-8939
WR250X	07-17	±0mm	ZE56-8619	-	ZE56-8909	ZE56-8919	ZE56-8929
TENERE700	20-21	-25mm	ZE56-8669	-	ZE56-8909	ZE56-8919	ZE56-8929
KAWASAKI							
KLX230	20-22	-25mm	ZE56-8219	-	ZE56-8909	ZE56-8919	ZE56-8929
KLX250	08-20	-25mm	ZE56-8209	ZE56-8909	ZE56-8919	ZE56-8929	ZE56-8939

Red Part number : Replacement and Option

OPTION TIP



Part #	Option Tip
ZE56-8909	30mm
ZE56-8919	55mm
ZE56-8929	80mm
ZE56-8939	105mm

CONTROL

LEVER

HANDLEBAR ACCESSORIES

HAND GUARD

BODY GUARD

BODY PARTS

FOOT PARTS

SUSPENSION

ACCESSORIES

CARBON

XT250



CT125/TRAIL125



MONKEY125



CRF1100L



VERSYS-X250



DR-Z400SM



V-STROM250



WR250X



701 ENDURO

ZETA
SIDE STAND EXTENDER

- Kick stand extension plate provides more stability on uneven surfaces and soft ground.
- Plate back side press fit nuts provides more grip / traction even slippery road surface.
- Available for many adventure and dual sport models.

Bike	Year	Part #
HONDA		
CROSS CUB 110	18-21	ZE56-6010
MONKEY125	19-22	ZE56-6020
CT125	20	ZE56-6030
TRAIL125	21	ZE56-6030
GROM	13-22	ZE56-6020
CRF250L	17-20	ZE56-6050
CRF250L Type LD	17-20	ZE56-6050
CRF250L(S)	21	ZE56-6060
CRF250M/RALLY/ Type LD	17-20	ZE56-6050
CRF250RALLY(S)	21	ZE56-6060
CRF300L/L RALLY	21	ZE56-6060
CRF1000L	16-19	ZE56-6080
CRF1000L DCT	16-19	ZE56-6080
CRF1100L AFRICA TWIN	20-21	ZE56-6090
CRF1100L AFRICA TWIN DCT	20-21	ZE56-6090
CRF1100L AFRICA TWIN ADV SPORT ES	20-21	ZE56-6090
CRF1100L AFRICA TWIN ADV SPORT ES DCT	20-21	ZE56-6090
YAMAHA		
SEROW250	05-18	ZE56-6610
TRICKER	04-18	ZE56-6610
XT250	08-18	ZE56-6610
XT250X	06-17	ZE56-6610
WR250X	07-20	ZE56-6610
WR250R	07-17	ZE56-6610
TENERE700	20-21	ZE56-6620
KAWASAKI		
KLX125	10-16	ZE56-6230
KLX150BF	16-18	ZE56-6230
KLX230/R	20-22	ZE56-6230
KLX250	98-20	ZE56-6230
VERSYS-X 250	17-20	ZE56-6210
VERSYS-X 300	17-22	ZE56-6210
VERSYS 1000/SE/SE LT+	13-22	ZE56-6210
SUZUKI		
DR-Z400S/SM	00-22	ZE56-6410
V-STROM 250	17-21	ZE56-6420
V-STROM 1000/XT	14-19	ZE56-6420
V-STROM 1050/XT	20-21	ZE56-6420
KTM		
690 ENDURO R	12-18	ZE56-6810
	19-21	ZE56-6820
690 SMC R	12-18	ZE56-6810
	19-21	ZE56-6820
790 ADV/R	19-21	ZE56-6820
1090 ADV	17-18	ZE56-6820
1090 ADV R	17-19	ZE56-6820
1190 ADV	14-16	ZE56-6820
1190 ADV R	14-16	ZE56-6820
1290 S ADV R	17-21	ZE56-6820
1290 S ADV S	17-20	ZE56-6820
HUSQVARNA		
701 ENDURO	17-19	ZE56-6810
	20-21	ZE56-6820
701 SUPERMOTO	16-19	ZE56-6810
	20-21	ZE56-6820



CONTROL



LEVER



HANDLEBAR ACCESSORIES



HAND GUARD



BODY GUARD



BODY PARTS



FOOT PARTS



SUSPENSION




ACCESSORIES



CARBON





Blue

Red

Orange

ZETA ALUMINUM BOLT KIT

- Aluminum bolt kit for MX and dual sport bike plastics.
- Made of 7000 grade Aluminum, around 50% lighter than stock plastic fastener bolts.
- Kit comes with front number plate, lower fork guards, radiator shrouds and side panel bolts.
- Color anodized finish for corrosion resistance, laser printed logo on flange area.
- Available for most mx racing models and dual sport models.

* Comes with illustrated installation instructions.

	Bike	Year	Red	Blue	Orange	qty
H O N D A	CRF250R	14-17	ZE88-5042	-	-	20
		18-21	ZE88-5052	-	-	22
	CRF450R	22	ZE88-5062	-	-	15
		13-16	ZE88-5042	-	-	20
	CRF450X	17-20	ZE88-5052	-	-	22
		21-22	ZE88-5062	-	-	15
	CRF450L	19-20	ZE88-5052	-	-	22
		21-22	ZE88-5052	-	-	22
	CRF450RL	21-22	ZE88-5052	-	-	22
		12-20	ZE88-5142	-	-	14
CRF250L/M	21	ZE88-5162	-	-	14	
	21	ZE88-5162	-	-	14	
CRF300L	18-21	ZE88-5152	-	-	22	
	21	ZE88-5152	-	-	22	
CRF250RALLY	18-21	ZE88-5152	-	-	22	
	21	ZE88-5152	-	-	22	
CRF300L RALLY	21	ZE88-5152	-	-	22	
	08-21	-	ZE88-5646	-	17	
Y Z	YZ250F	14-18	-	ZE88-5666	-	20
		19-22	-	ZE88-5676	-	21
A M A	YZ450F	14-17	-	ZE88-5666	-	20
		18-22	-	ZE88-5676	-	21
H A	YZ125X	17-22	-	ZE88-5646	-	17
		16-22	-	ZE88-5646	-	17
Y Z	YZ250X	15-19	-	ZE88-5666	-	20
		20-22	-	ZE88-5676	-	21
Y Z	YZ250FX	16-18	-	ZE88-5666	-	20
		19-22	-	ZE88-5676	-	21
K A W	KX250F	13-16	ZE88-5242	ZE88-5246	-	17
		17-18	ZE88-5262	ZE88-5266	-	25
A S A	KX250	19-20	ZE88-5262	ZE88-5266	-	25
		21-22	ZE88-5252	ZE88-5256	-	21
K S I	KX250X	21-22	ZE88-5252	ZE88-5256	-	21
		12-15	ZE88-5242	ZE88-5246	-	17
S U Z U K I	KX450F	16-18	ZE88-5252	ZE88-5256	-	21
		19-22	ZE88-5252	ZE88-5256	-	21
K T M	KX450	21-22	ZE88-5252	ZE88-5256	-	21
		08-20	ZE88-5342	ZE88-5346	-	18
S U Z U K I	KLX250/D-TRACKER	10-18	ZE88-5442	ZE88-5446	-	17
		19-22	-	ZE88-5456	-	22
R M	RM-Z250	11-17	ZE88-5442	ZE88-5446	-	17
		18-22	-	ZE88-5456	-	22
D R	RM-Z450	05-19	ZE88-5542	ZE88-5546	-	14
		16-18	-	-	ZE88-5843	25
K T M	125/150SX	17-18	-	-	ZE88-5843	25
		16-18	-	-	ZE88-5843	25
M	250-450SX-F/XC-F	19-22	-	-	ZE88-5853	20
		125-450SX/SX-F/XC/XC-TPI/XC-F	17-19	-	-	ZE88-5843
M	125-500EXC/EXC TPI/EXC-F/XC-WI/XC-W TPI	20-22	-	-	ZE88-5853	20
		20-22	-	-	ZE88-5853	20



FRONT NUMBER PLATE



SHROUD COVER



SHROUD COVER



LOWER FORK GUARD



SIDE COVER



BRAKE LINE

* KTM only includes brake line bolt.



ZETA KTM TAPPING SCREW BOLT SET

- Tapping bolt screw set for KTM.
- Made of 7000 grade Aluminum.
- Orange anodized finish for corrosion resistance.
- Comes in 10pc tapping screw bolt set.

* The same bolt size with KTM OE bolts. (Part no 0017060206)

Part #	Color	qty
ZE88-5893	Orange	10pcs



CONTROL



LEVER



HANDLEBAR ACCESSORIES



HAND GUARD



BODY GUARD



BODY PARTS



FOOT PARTS



SUSPENSION




ACCESSORIES



CARBON



Bike	Year	Red	Blue
HONDA			
CR85R/RII	97-07	ZE88-9112	-
CRF150R	07-22	ZE88-9112	-
CR125R/250R	97-07	ZE88-9102 *1	-
CRF250R	04-22	ZE88-9102 *1	-
CRF450R	02-22	ZE88-9102 *1	-
CRF250RX	19-22	ZE88-9102 *1	-
CRF450RX	17-22	ZE88-9102 *1	-
CRF450L	19-20	ZE88-9102 *1	-
CRF450RL	21-22	ZE88-9102 *1	-
CRF250X	04-19	ZE88-9102 *1	-
CRF450X	05-22	ZE88-9102 *1	-
CRM250AR	97-98	ZE88-9112	-
CRF150L	18	ZE88-9112	-
CRF250L/M	12-21	ZE88-9112	-
CRF250L(S)/RALLY(S)	21	ZE88-9112	-
CRF250RALLY	17-21	ZE88-9112	-
CRF250RALLY(S)	21	ZE88-9112	-
XR250/MOTARD	03-07	ZE88-9112	-
XR400MOTARD	05-08	ZE88-9112	-
YAMAHA			
YZ65	18-22	-	ZE88-9406
YZ85	19-21	-	ZE88-9406
YZ125/250	91-07	-	ZE88-9416 *2
	08-22	-	ZE88-9406
YZ250F	01-07	-	ZE88-9416 *2
	08-22	-	ZE88-9406
YZ450F	03-07	-	ZE88-9416 *2
	08-22	-	ZE88-9406
YZ125X	17-22	-	ZE88-9406
YZ250X	16-22	-	ZE88-9406
YZ250FX	15-22	-	ZE88-9406
YZ450FX	16-22	-	ZE88-9406
WR250F	01-19	-	ZE88-9416 *2
	20-22	-	ZE88-9406
WR450F	04-18	-	ZE88-9416 *2
	19-22	-	ZE88-9406
WR250R/X	07-20	-	ZE88-9416 *2
KAWASAKI			
KX80/85	98-13	ZE88-9202	ZE88-9206
KX125/250	05-08	ZE88-9202	ZE88-9206
KX250F	05-18	ZE88-9202	ZE88-9206
KX250	19-22	ZE88-9202	ZE88-9206
KX450F	06-18	ZE88-9202	ZE88-9206
KX450	19-22	ZE88-9202	ZE88-9206
KX250X/450X	21-22	ZE88-9202	ZE88-9206
KLX300R	20	ZE88-9202	ZE88-9206
KLX450R	08-15	ZE88-9202	ZE88-9206
KLX150BF	16-17	ZE88-9202	ZE88-9206
KLX250/D-TRACKER	98-20	ZE88-9202	ZE88-9206
SUZUKI			
RM-Z250	05-06	ZE88-9202	ZE88-9206
	08-22	ZE88-9302 *2	ZE88-9306 *2
RM-Z450	08-22	ZE88-9302 *2	ZE88-9306 *2
RMX450Z	10-19	ZE88-9302 *2	ZE88-9306 *2
250SB	02-06	ZE88-9202	ZE88-9206
DR-Z400SM	05-19	-	ZE88-9416 *2



ZETA FORK GUARD BOLT

- Made of light weight aluminum to make front fork bottom area lighter.
- Beautiful anodized color with ZETA laser print logo. (Excluding some part numbers.)
- Available for specific models, not only Japanese, but also KTM and Husqvarna.
- *1 CRF bolt kit, ZE88-9102 comes with disc guard bolts.
- *2 Does not come with laser print logo.



Bike	Year	Red	Blue	Orange	H-Blue
KTM					
50SX	12-20	ZE88-9502	ZE88-9506	ZE88-9503	ZE88-9509
65SX	02-22	ZE88-9502	ZE88-9506	ZE88-9503	ZE88-9509
85SX	03-22	ZE88-9502	ZE88-9506	ZE88-9503	ZE88-9509
125-530SX/SX-F/XC/XC TPI/XC-F/EXC/EXC TPI/EXC-F/XC-W/XC-W TPI/XCF-W	00-22	ZE88-9502	ZE88-9506	ZE88-9503	ZE88-9509
FREERIDE 250F	18-19	ZE88-9502	ZE88-9506	ZE88-9503	ZE88-9509
FREERIDE 250R	14-17	ZE88-9502	ZE88-9506	ZE88-9503	ZE88-9509
FREERIDE 350	12-17	ZE88-9502	ZE88-9506	ZE88-9503	ZE88-9509
690ENDURO/R	08-18	ZE88-9502	ZE88-9506	ZE88-9503	ZE88-9509
HUSQVARNA					
TC50/65	17-22	ZE88-9502	ZE88-9506	ZE88-9503	ZE88-9509
TC85	14-22	ZE88-9502	ZE88-9506	ZE88-9503	ZE88-9509
TC125/250	14-22	ZE88-9502	ZE88-9506	ZE88-9503	ZE88-9509
FC250-450	14-22	ZE88-9502	ZE88-9506	ZE88-9503	ZE88-9509
TX125	17-19	ZE88-9502	ZE88-9506	ZE88-9503	ZE88-9509
TX300/I	17-22	ZE88-9502	ZE88-9506	ZE88-9503	ZE88-9509
FX350/450	17-22	ZE88-9502	ZE88-9506	ZE88-9503	ZE88-9509
TE125	14-16	ZE88-9502	ZE88-9506	ZE88-9503	ZE88-9509
TE150/I	17-22	ZE88-9502	ZE88-9506	ZE88-9503	ZE88-9509
TE250/I	14-22	ZE88-9502	ZE88-9506	ZE88-9503	ZE88-9509
TE300/I	14-22	ZE88-9502	ZE88-9506	ZE88-9503	ZE88-9509
FE250-501	14-22	ZE88-9502	ZE88-9506	ZE88-9503	ZE88-9509
FS450	15-22	ZE88-9502	ZE88-9506	ZE88-9503	ZE88-9509
701 ENDURO	16-21	ZE88-9502	ZE88-9506	ZE88-9503	ZE88-9509
701 SUPERMOTO	16-21	ZE88-9502	ZE88-9506	ZE88-9503	ZE88-9509
701 ENDURO LR	20	ZE88-9502	ZE88-9506	ZE88-9503	ZE88-9509

Bike	Year	Red	Blue	Orange	H-Blue
GASGAS					
MC50/65/85	21-22	ZE88-9502	ZE88-9506	ZE88-9503	ZE88-9509
MC125	21-22	ZE88-9502	ZE88-9506	ZE88-9503	ZE88-9509
MC250	22	ZE88-9502	ZE88-9506	ZE88-9503	ZE88-9509
MC250F	21-22	ZE88-9502	ZE88-9506	ZE88-9503	ZE88-9509
MC350F	22	ZE88-9502	ZE88-9506	ZE88-9503	ZE88-9509
MC450F	21-22	ZE88-9502	ZE88-9506	ZE88-9503	ZE88-9509
EC250/300	21-22	ZE88-9502	ZE88-9506	ZE88-9503	ZE88-9509
EC250F/350F	21-22	ZE88-9502	ZE88-9506	ZE88-9503	ZE88-9509
EX250	22	ZE88-9502	ZE88-9506	ZE88-9503	ZE88-9509
EX300	21-22	ZE88-9502	ZE88-9506	ZE88-9503	ZE88-9509
EX250F/350F/450F	21-22	ZE88-9502	ZE88-9506	ZE88-9503	ZE88-9509
BETA					
RR2T 125-300	13-19	ZE88-9202	ZE88-9206	-	-
RR4T 350-500	13-19	ZE88-9202	ZE88-9206	-	-

CONTROL



LEVER



HANDLEBAR ACCESSORIES



HAND GUARD



BODY GUARD



BODY PARTS



FOOT PARTS



SUSPENSION



ACCESSORIES



CARBON





ZETA
WHEEL SPACER

- Anodized wheel spacers, available in blue, red and orange.
- Ribs keeps spacer on the wheels for easy maintenance. (Excluding some models)
- Made of 7000 grade aluminum with hard anodized finish.
- Lighter and more durable than stock spacers.
- Spacers available for MX racers, Mini-Moto and trail models.
- Front and rear spacers sold separately.
- Left and right side spacers sold in pairs. (Excluding some models)



Wheel Spacer Racer

Bike	Year	Color	Part #	
			Front	Rear
YAMAHA				
YZ125/250	02-07	Blue	-	ZE93-3712 #1
	08-22		-	ZE93-3712 #1
YZ250F	03-06		-	ZE93-3712 #1
	07-08		-	ZE93-3712 #1
	09-13		-	ZE93-3752 #1
YZ450F	14-22		-	ZE93-3752 #1
	03-07		-	ZE93-3712 #1
	08		-	ZE93-3712 #1
	09-13		-	ZE93-3752 #1
YZ125X	14-22		-	ZE93-3752 #1
	17-22		-	ZE93-3712 #1
YZ250X	16-22		-	ZE93-3712 #1
YZ250FX	15-22		-	ZE93-3712 #1
YZ450FX	16-22		-	ZE93-3712 #1
	03	-	ZE93-3712 #1	
WR250F	06-19	-	ZE93-3712 #1	
	20-22	-	ZE93-3712 #1	
WR450F	06-18	-	ZE93-3712 #1	
	19-22	-	ZE93-3712 #1	
YZ250F	09-13	Red	-	ZE93-3751 #1
	14-22		-	ZE93-3751 #1
YZ450F	09-13		-	ZE93-3751 #1
	14-22		-	ZE93-3751 #1
KAWASAKI				
KX85	01-22	Red	ZE93-3261 #1	-
KX100	01-21		ZE93-3261 #1	-
KX112	22		ZE93-3261 #1	-
SUZUKI				
RMZ250	07-12	Red	-	ZE93-3511
	13-22		-	ZE93-3511 #1
RMZ450	05-12		-	ZE93-3511
RMX450Z	13-22		-	ZE93-3511 #1
	10-19		-	ZE93-3511

#1 Model can not be used with stock dust cover

Wheel Spacer Trail

Bike	Year	Color	Part #	
			Front	Rear
HONDA				
CRF250L/M	12-16	Red	ZE93-3081	-
XR50MOTARD/100MOTARD	05-08		ZE93-3041	ZE93-3131
KAWASAKI				
KLX250/D-TRACKER/X	08-16	Red	ZE93-3231	-



ZETA
SPEED METER GEAR CANCELLER

- Speedometer cable gear cancelling spacer for Yamaha WRF.
- Useful when removing speed meter from the front wheel.
- Blue anodized finish.

Bike	Year	Part #	Color
WR250F	06-19	ZE93-4626	Blue
WR450F	06-18	ZE93-4626	

CONTROL



LEVER



HANDLEBAR ACCESSORIES



HAND GUARD



BODY GUARD



BODY PARTS



FOOT PARTS



SUSPENSION



ACCESSORIES



CARBON






ZETA

FAST REAR WHEEL SPACER

- Unique tapered design rear wheel spacers.
- Wheel spacers do not come off the hub during wheel installation because of its tapered design.
- Protects wheel dust seals and bearings from mud and dirt.
- Made of aircraft grade aluminum and anodized finish.
- ZETA laser etching logo on side body, comes in pairs.

Bike	Year	Color	Part #
YAMAHA			
YZ125/250	99-22	Blue	ZE93-2416
YZ250F	06-08		ZE93-2416
	09-21		ZE93-2406
YZ450F	06-08		ZE93-2416
	09-21		ZE93-2406
YZ125X	17-22		ZE93-2416
YZ250X	16-22		ZE93-2416
YZ250FX	15-22		ZE93-2416
YZ450FX	16-22		ZE93-2416
WR250F	05-22		ZE93-2416
WR450F	05-22	ZE93-2416	
SUZUKI			
RMZ250	04-22	Red	ZE93-2302
RMZ450	08-22	Red	ZE93-2302

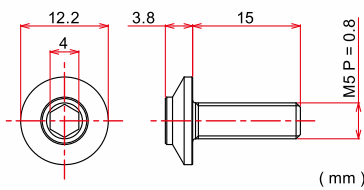


ZETA

UNIVERSAL AXLE PULL

- High grade aluminum 7000 grade aluminum is used in the lever portion, CNC processing for light design.
- Allows for quick removal and installation of a wheel.
- Effectively and accurately works to reduce the waste time for on-time-enduro.
- The included rubber band is available for the inner diameter of the axle shaft from 12.5 mm to 26 mm.

Part #	ZE90-5000	Ti-color
--------	---------------------------	----------



ZETA

SCREEN BOLT KIT

- High strength aluminum alloy and anodized finish.
- Easily reduce weight, and dress-up by simply replacing the stock bolt.
- Two colors options, black and red, easy to match to any models.

Part #		pcs
Black	Red	
ZS88-1040	ZS88-1042	4
ZS88-1060	ZS88-1062	6



Orange



Red



Blue



Black

H-Blue

ZETA

REAR AXLE BLOCKS

- CNC machined anodized axle blocks.
- Rotate using the forward and reverse positions, able to offset axle shaft 13 mm in reverse position. (Mini size is 11 mm)
- Scales on both sides of axle block for easy adjustment.

Bike	Year	Color		
		Blue	Orange	H-Blue
GASGAS				
MC125	21-22	ZE93-5412	ZE93-5417	ZE93-5419
MC250	22	ZE93-5412	ZE93-5417	ZE93-5419
MC250F	21-22	ZE93-5412	ZE93-5417	ZE93-5419
MC350F	22	ZE93-5412	ZE93-5417	ZE93-5419
MC450F	21-22	ZE93-5412	ZE93-5417	ZE93-5419
EC250	21-22	-	ZE93-5427	ZE93-5429
EC300	21-22	-	ZE93-5427	ZE93-5429
EC250F	21-22	-	ZE93-5427	ZE93-5429
EC350F	21-22	-	ZE93-5427	ZE93-5429
EX250F	21-22	ZE93-5412	ZE93-5417	ZE93-5419
EX250	22	-	ZE93-5427	ZE93-5429
EX300	21-22	-	ZE93-5427	ZE93-5429
EX350F	21-22	ZE93-5412	ZE93-5417	ZE93-5419
EX450F	21-22	ZE93-5412	ZE93-5417	ZE93-5419

ZETA

REAR AXLE SLIDER

- Protects rear axle shaft and nut from damage when falling down.
- Made of 7000 grade aluminum with color anodized finish, covered by POM material.

Replacement Slider	
Part #	Kit contents
ZE93-6990	2 pcs / pack



Bike	Year	Color				
		Red	Blue	Orange	Black	H-Blue
HONDA						
CR125R/CR250R	02-07	ZE93-5013	-	-	-	-
CRF250R	04-22	ZE93-5013	-	-	-	-
CRF450R	02-22	ZE93-5013	-	-	-	-
CRF250RX	19-22	ZE93-5013	-	-	-	-
CRF450RX	17-22	ZE93-5013	-	-	-	-
CRF250X	04-17	ZE93-5013	-	-	-	-
CRF450X	05-22	ZE93-5013	-	-	-	-
CRF250L/M	12-21	ZE93-5063	-	-	-	-
CRF250L(S)	21	ZE93-5063	-	-	-	-
CRF250RALLY	17-21	ZE93-5063	-	-	-	-
CRF250RALLY(S)	21	ZE93-5063	-	-	-	-
CRF300L	21	ZE93-5063	-	-	-	-
CRF300RALLY	21	ZE93-5063	-	-	-	-
CRF450L	19-20	ZE93-5013	-	-	-	-
CRF450RL	21-22	ZE93-5013	-	-	-	-
YAMAHA						
YZ125/250	02-22	-	ZE93-5312	-	-	-
YZ250F	02-08	-	ZE93-5312	-	-	-
	12-22	-	ZE93-5342	-	-	-
YZ450F	03-08	-	ZE93-5312	-	-	-
	10-22	-	ZE93-5342	-	-	-
YZ125X	17-22	-	ZE93-5312	-	-	-
YZ250X	16-22	-	ZE93-5312	-	-	-
YZ250FX	15-22	-	ZE93-5312	-	-	-
YZ450FX	16-22	-	ZE93-5312	-	-	-
WR250F	02-22	-	ZE93-5312	-	-	-
WR450F	04-22	-	ZE93-5312	-	-	-
WR250R/X	07-20	-	ZE93-5312	-	-	-
KAWASAKI						
KX85/100	01-22	ZE93-5133	ZE93-5132	-	-	-
KX112	22	ZE93-5133	ZE93-5132	-	-	-
KX125/250	03-08	ZE93-5113	ZE93-5112	-	-	-
	04-16	ZE93-5113	ZE93-5112	-	-	-
KX250F	17-18	ZE93-5143	ZE93-5142	-	ZE93-5141	-
KX250	19-22	ZE93-5143	ZE93-5142	-	ZE93-5141	-
KX450F	06-15	ZE93-5113	ZE93-5112	-	-	-
	16-18	ZE93-5143	ZE93-5142	-	ZE93-5141	-
KX450	19-22	ZE93-5143	ZE93-5142	-	ZE93-5141	-
KX250X	21-22	ZE93-5143	ZE93-5142	-	ZE93-5141	-
KX450X	21-22	ZE93-5143	ZE93-5142	-	ZE93-5141	-
KLX450R	08-15	ZE93-5113	ZE93-5112	-	-	-
SUZUKI						
RMZ250	04-22	ZE93-5113	ZE93-5112	-	-	-
RMZ450	05-22	ZE93-5113	ZE93-5112	-	-	-
RMX450Z	10-19	ZE93-5113	ZE93-5112	-	-	-
DRZ400SM	05-19	-	ZE93-5252	-	-	-
KTM						
65SX	98-15	-	-	ZE93-5437	-	-
	16-22	-	-	ZE93-5457	-	-
85SX	03-14	-	-	ZE93-5427	-	ZE93-5429
	15-22	-	ZE93-5442	ZE93-5447	-	-
125-450SX/SX-F/XC/XC-F	-12	-	-	ZE93-5427	-	ZE93-5429
125-530EXC/EXC-F/XC-W/XCF-W	00-22	-	-	ZE93-5427	-	ZE93-5429
125-450SX/SX-F/XC/XC-F	13-22	-	ZE93-5412	ZE93-5417	-	ZE93-5419
FREERIDE250F	18-19	-	ZE93-5442	ZE93-5447	-	-
FREERIDE 250R	14-17	-	ZE93-5442	ZE93-5447	-	-
FREERIDE 350	12-17	-	ZE93-5442	ZE93-5447	-	-
HUSQVARNA						
TC85	14	-	-	-	-	ZE93-5429
	15-22	-	ZE93-5442	ZE93-5447	-	-
TC125	14-15	-	ZE93-5427	ZE93-5427	-	ZE93-5429
	16-22	-	ZE93-5412	ZE93-5417	-	ZE93-5419
TC250	14-16	-	ZE93-5427	ZE93-5427	-	ZE93-5429
	17-22	-	ZE93-5412	ZE93-5417	-	ZE93-5419
TE125-300	14-17	-	ZE93-5427	ZE93-5427	-	ZE93-5429
TX125	17-19	-	ZE93-5427	ZE93-5427	-	ZE93-5429
TX300	17-22	-	ZE93-5412	ZE93-5417	-	ZE93-5419
FC350	14-15	-	ZE93-5427	ZE93-5427	-	ZE93-5429
	16-22	-	ZE93-5412	ZE93-5417	-	ZE93-5419
	14-15	-	ZE93-5427	ZE93-5427	-	ZE93-5429
FC250/450	15(US)	-	ZE93-5412	ZE93-5417	-	ZE93-5419
	16-22	-	ZE93-5412	ZE93-5417	-	ZE93-5419
FE250-501	14-22	-	ZE93-5427	ZE93-5427	-	ZE93-5429
FX350-450	17-22	-	ZE93-5412	ZE93-5417	-	ZE93-5419




Blue

Black



WR250R



Bike	Year	Black	Blue
YAMAHA			
WR250R/X	07-20	-	ZE93-6753
KAWASAKI			
KLX250/D-TRACKER	08-20	ZE93-6350	-
KLX300R	20	ZE93-6350	-
SUZUKI			
DRZ400SM	05-19	ZE93-6550	-

AXLE NUT / BOLT

- Light weight durable aluminum axle shaft nut and bolt .
- Made of aircraft 7000 grade aluminum with anodized finish.
- Self lock nut design. (Except front and KTM / Husqvarna rear axle nut.)
- Color anodized finish, available blue, red, orange, green and Husqvarna blue.
- ZETA laser printed logo.

Application : P80-81 

Bolt/nut size	Pitch	Tool size	Height	Self lock
M20	× P1.5	- 30	H13L	

FRONT AXLE NUT



REAR AXLE NUT



REAR AXLE NUT SELF LOCK



FRONT AXLE BOLT



CONTROL



LEVER



HANDLEBAR ACCESSORIES



HAND GUARD



BODY GUARD



BODY PARTS



FOOT PARTS



SUSPENSION



ACCESSORIES



CARBON



Bike	Year	size	FRONT					
			Red	Orange	Green	Blue	H-Blue	
HONDA								
CR125R	02-07	M16×P1.5-22 H11	ZE93-8012	-	-	-	ZE93-8016	-
CR250R	02-07	M16×P1.5-22 H11	ZE93-8012	-	-	-	ZE93-8016	-
CRF250R	04-22	M16×P1.5-22 H11	ZE93-8012	-	-	-	ZE93-8016	-
CRF450R	02-22	M16×P1.5-22 H11	ZE93-8012	-	-	-	ZE93-8016	-
CRF250RX	19-22	M16×P1.5-22 H11	ZE93-8012	-	-	-	ZE93-8016	-
CRF450RX	17-22	M16×P1.5-22 H11	ZE93-8012	-	-	-	ZE93-8016	-
CRF250X	04-17	M16×P1.5-22 H11	ZE93-8012	-	-	-	ZE93-8016	-
CRF450X	05-22	M16×P1.5-22 H11	ZE93-8012	-	-	-	ZE93-8016	-
CRF450L	19-20	M16×P1.5-22 H11	ZE93-8012	-	-	-	ZE93-8016	-
CRF450RL	21-22	M16×P1.5-22 H11	ZE93-8012	-	-	-	ZE93-8016	-
CRF1000L AFRICA TWIN	16-19	M16×P1.5-22 H11	ZE93-8012	-	-	-	ZE93-8016	-
CRF1100L AFRICA TWIN/DCT	20-21	M16×P1.5-22 H11	ZE93-8012	-	-	-	ZE93-8016	-
CRF1100L AFRICA TWIN ADV SPORTS ES/DCT	20-21	M16×P1.5-22 H11	ZE93-8012	-	-	-	ZE93-8016	-
YAMAHA								
YZ125	05-22	M16×P1.5-22 H11	ZE93-8012	-	-	-	ZE93-8016	-
YZ250	05-22	M16×P1.5-22 H11	ZE93-8012	-	-	-	ZE93-8016	-
YZ250F	05-13	M16×P1.5-22 H11	ZE93-8012	-	-	-	ZE93-8016	-
	14-22	M18×P1.5-24 H9	-	-	ZE93-8035	-	ZE93-8036	-
YZ450F	05-13	M16×P1.5-22 H11	ZE93-8012	-	-	-	ZE93-8016	-
	14-22	M18×P1.5-24 H9	-	-	ZE93-8035	-	ZE93-8036	-
YZ125X	17-22	M16×P1.5-22 H11	ZE93-8012	-	-	-	ZE93-8016	-
YZ250X	16-22	M16×P1.5-22 H11	ZE93-8012	-	-	-	ZE93-8016	-
YZ250FX	15-22	M18×P1.5-24 H9	-	-	ZE93-8035	-	ZE93-8036	-
YZ450FX	16-22	M18×P1.5-24 H9	-	-	ZE93-8035	-	ZE93-8036	-
WR250F	06-19	M16×P1.5-22 H11	ZE93-8012	-	-	-	ZE93-8016	-
	20-22	M18×P1.5-24 H9	-	-	ZE93-8035	-	ZE93-8036	-
WR450F	06-18	M16×P1.5-22 H11	ZE93-8012	-	-	-	ZE93-8016	-
	19-22	M18×P1.5-24 H9	-	-	ZE93-8035	-	ZE93-8036	-
WR250R	07-17	M16×P1.5-22 H11	ZE93-8012	-	-	-	ZE93-8016	-
WR250X	07-17	M16×P1.5-22 H11	ZE93-8012	-	-	-	ZE93-8016	-
KAWASAKI								
KX125	99-03	M16×P1.5-22 H11	ZE93-8012	-	-	-	ZE93-8016	-
	04-08	M18×P1.5-24 H9	-	-	ZE93-8035	-	ZE93-8036	-
KX250	99-03	M16×P1.5-22 H11	ZE93-8012	-	-	-	ZE93-8016	-
	04-08	M18×P1.5-24 H9	-	-	ZE93-8035	-	ZE93-8036	-
KX250F	04-18	M18×P1.5-24 H9	-	-	ZE93-8035	-	ZE93-8036	-
KX250	19-22	M18×P1.5-24 H9	-	-	ZE93-8035	-	ZE93-8036	-
KX250X	21-22	M18×P1.5-24 H9	-	-	ZE93-8035	-	ZE93-8036	-
KX450F	06-18	M18×P1.5-24 H9	-	-	ZE93-8035	-	ZE93-8036	-
KX450	19-22	M18×P1.5-24 H9	-	-	ZE93-8035	-	ZE93-8036	-
KX450X	21-22	M18×P1.5-24 H9	-	-	ZE93-8035	-	ZE93-8036	-
KLX450R	08-19	M18×P1.5-24 H9	-	-	ZE93-8035	-	ZE93-8036	-
SUZUKI								
RM-Z250	04-22	M18×P1.5-24 H9	-	-	ZE93-8035	-	ZE93-8036	-
RM-Z450	05-22	M18×P1.5-24 H9	-	-	ZE93-8035	-	ZE93-8036	-
RMX450Z	10-17	M18×P1.5-24 H9	-	-	ZE93-8035	-	ZE93-8036	-
DR-Z400R	00-04	M18×P1.5-24 H9	-	-	ZE93-8035	-	ZE93-8036	-
DR-Z400E	00-06	M18×P1.5-24 H9	-	-	ZE93-8035	-	ZE93-8036	-
DR-Z400S	00-17	M18×P1.5-24 H9	-	-	ZE93-8035	-	ZE93-8036	-
DR-Z400SM	05-17	M18×P1.5-24 H9	-	-	ZE93-8035	-	ZE93-8036	-
KTM								
85SX	12-22	M20×P1.5-19 H21 (BOLT)	-	ZE93-8073	-	-	ZE93-8079	-
125SX	15-22	M20×P1.5-19 H21 (BOLT)	-	ZE93-8073	-	-	ZE93-8079	-
150SX	15-22	M20×P1.5-19 H21 (BOLT)	-	ZE93-8073	-	-	ZE93-8079	-
250SX	15-22	M20×P1.5-19 H21 (BOLT)	-	ZE93-8073	-	-	ZE93-8079	-
250SX-F	15-22	M20×P1.5-19 H21 (BOLT)	-	ZE93-8073	-	-	ZE93-8079	-
350SX-F	15-22	M20×P1.5-19 H21 (BOLT)	-	ZE93-8073	-	-	ZE93-8079	-
450SX-F	15-22	M20×P1.5-19 H21 (BOLT)	-	ZE93-8073	-	-	ZE93-8079	-
125XC	16	M20×P1.5-19 H21 (BOLT)	-	ZE93-8073	-	-	ZE93-8079	-
150XC	20-22	M20×P1.5-19 H21 (BOLT)	-	ZE93-8073	-	-	ZE93-8079	-
200XC	16	M20×P1.5-19 H21 (BOLT)	-	ZE93-8073	-	-	ZE93-8079	-
250XC	16-22	M20×P1.5-19 H21 (BOLT)	-	ZE93-8073	-	-	ZE93-8079	-
300XC	16-22	M20×P1.5-19 H21 (BOLT)	-	ZE93-8073	-	-	ZE93-8079	-
250XC-F	16-22	M20×P1.5-19 H21 (BOLT)	-	ZE93-8073	-	-	ZE93-8079	-
350XC-F	16-22	M20×P1.5-19 H21 (BOLT)	-	ZE93-8073	-	-	ZE93-8079	-
450XC-F	16-22	M20×P1.5-19 H21 (BOLT)	-	ZE93-8073	-	-	ZE93-8079	-
500XC	16-22	M20×P1.5-19 H21 (BOLT)	-	ZE93-8073	-	-	ZE93-8079	-
125XC-W	17-19	M20×P1.5-19 H21 (BOLT)	-	ZE93-8073	-	-	ZE93-8079	-
150XC-W	17-22	M20×P1.5-19 H21 (BOLT)	-	ZE93-8073	-	-	ZE93-8079	-
200XC-W	16	M20×P1.5-19 H21 (BOLT)	-	ZE93-8073	-	-	ZE93-8079	-
250XC-W	16-22	M20×P1.5-19 H21 (BOLT)	-	ZE93-8073	-	-	ZE93-8079	-
300XC-W	16-22	M20×P1.5-19 H21 (BOLT)	-	ZE93-8073	-	-	ZE93-8079	-
450XC-W	16	M20×P1.5-19 H21 (BOLT)	-	ZE93-8073	-	-	ZE93-8079	-
500XC-W	16	M20×P1.5-19 H21 (BOLT)	-	ZE93-8073	-	-	ZE93-8079	-
250XCF-W	16	M20×P1.5-19 H21 (BOLT)	-	ZE93-8073	-	-	ZE93-8079	-
350XCF-W	16-22	M20×P1.5-19 H21 (BOLT)	-	ZE93-8073	-	-	ZE93-8079	-
500XCF-W	20-22	M20×P1.5-19 H21 (BOLT)	-	ZE93-8073	-	-	ZE93-8079	-
125XC	21-22	M20×P1.5-19 H21 (BOLT)	-	ZE93-8073	-	-	ZE93-8079	-
250XC	15-22	M20×P1.5-19 H21 (BOLT)	-	ZE93-8073	-	-	ZE93-8079	-
300XC	15-22	M20×P1.5-19 H21 (BOLT)	-	ZE93-8073	-	-	ZE93-8079	-
250XC-F	15-22	M20×P1.5-19 H21 (BOLT)	-	ZE93-8073	-	-	ZE93-8079	-
350XC-F	15-22	M20×P1.5-19 H21 (BOLT)	-	ZE93-8073	-	-	ZE93-8079	-
450XC-F	15-22	M20×P1.5-19 H21 (BOLT)	-	ZE93-8073	-	-	ZE93-8079	-
HUSQVERNA								
TC85	14-22	M20×P1.5-19 H21 (BOLT)	-	ZE93-8073	-	-	ZE93-8079	-
TC125	15-22	M20×P1.5-19 H21 (BOLT)	-	ZE93-8073	-	-	ZE93-8079	-
TC250	15-22	M20×P1.5-19 H21 (BOLT)	-	ZE93-8073	-	-	ZE93-8079	-
FC250	15-22	M20×P1.5-19 H21 (BOLT)	-	ZE93-8073	-	-	ZE93-8079	-
FC350	15-22	M20×P1.5-19 H21 (BOLT)	-	ZE93-8073	-	-	ZE93-8079	-
FC450	15-22	M20×P1.5-19 H21 (BOLT)	-	ZE93-8073	-	-	ZE93-8079	-
TE125	16	M20×P1.5-19 H21 (BOLT)	-	ZE93-8073	-	-	ZE93-8079	-
TE150	17-22	M20×P1.5-19 H21 (BOLT)	-	ZE93-8073	-	-	ZE93-8079	-
TE250	16-22	M20×P1.5-19 H21 (BOLT)	-	ZE93-8073	-	-	ZE93-8079	-
TE300	16-22	M20×P1.5-19 H21 (BOLT)	-	ZE93-8073	-	-	ZE93-8079	-
FE250	16-22	M20×P1.5-19 H21 (BOLT)	-	ZE93-8073	-	-	ZE93-8079	-
FE350	16-22	M20×P1.5-19 H21 (BOLT)	-	ZE93-8073	-	-	ZE93-8079	-
FE450	16-22	M20×P1.5-19 H21 (BOLT)	-	ZE93-8073	-	-	ZE93-8079	-
FE501	16-22	M20×P1.5-19 H21 (BOLT)	-	ZE93-8073	-	-	ZE93-8079	-
TX125	17-19	M20×P1.5-19 H21 (BOLT)	-	ZE93-8073	-	-	ZE93-8079	-
TX300	17-22	M20×P1.5-19 H21 (BOLT)	-	ZE93-8073	-	-	ZE93-8079	-
FX350	17-22	M20×P1.5-19 H21 (BOLT)	-	ZE93-8073	-	-	ZE93-8079	-
FX450	17-22	M20×P1.5-19 H21 (BOLT)	-	ZE93-8073	-	-	ZE93-8079	-
GASGAS								
MC85	21-22	M20×P1.5-19 H21 (BOLT)	-	ZE93-8073	-	-	ZE93-8079	-
MC125	21-22	M20×P1.5-19 H21 (BOLT)	-	ZE93-8073	-	-	ZE93-8079	-
MC250F	21-22	M20×P1.5-19 H21 (BOLT)	-	ZE93-8073	-	-	ZE93-8079	-
MC450F	21-22	M20×P1.5-19 H21 (BOLT)	-	ZE93-8073	-	-	ZE93-8079	-
EX250F	21-22	M20×P1.5-19 H21 (BOLT)	-	ZE93-8073	-	-	ZE93-8079	-
EX300	21-22	M20×P1.5-19 H21 (BOLT)	-	ZE93-8073	-	-	ZE93-8079	-
EX350F	21-22	M20×P1.5-19 H21 (BOLT)	-	ZE93-8073	-	-	ZE93-8079	-
EX450F	21-22	M20×P1.5-19 H21 (BOLT)	-	ZE93-8073	-	-	ZE93-8079	-
EC250	21-22	M20×P1.5-19 H21 (BOLT)	-	ZE93-8073	-	-	ZE93-8079	-
EC300	21-22	M20×P1.5-19 H21 (BOLT)	-	ZE93-8073	-	-	ZE93-8079	-
EC250F	21-22	M20×P1.5-19 H21 (BOLT)	-	ZE93-8073	-	-	ZE93-8079	-
EC350F	21-22	M20×P1.5-19 H21 (BOLT)	-	ZE93-8073	-	-	ZE93-8079	-

Bike	Year	size	REAR				
			Red	Orange	Green	Blue	H-Blue
HONDA							
CR125R	00-07	M22*P1.5-32 H12L	ZE93-8052	-	ZE93-8055	ZE93-8056	-
CR250R	00-07	M22*P1.5-32 H12L	ZE93-8052	-	ZE93-8055	ZE93-8056	-
CRF150R	07-22	M16*P1.5-27 H13L	ZE93-8022	-	-	-	-
CRF150R2	07-22	M16*P1.5-27 H13L	ZE93-8022	-	-	-	-
CRF250R	04-22	M22*P1.5-32 H12L	ZE93-8052	-	ZE93-8055	ZE93-8056	-
CRF450R	02-22	M22*P1.5-32 H12L	ZE93-8052	-	ZE93-8055	ZE93-8056	-
CRF250RX	19-22	M22*P1.5-32 H12L	ZE93-8052	-	ZE93-8055	ZE93-8056	-
CRF450RX	17-22	M22*P1.5-32 H12L	ZE93-8052	-	ZE93-8055	ZE93-8056	-
CRF250X	04-17	M22*P1.5-32 H12L	ZE93-8052	-	ZE93-8055	ZE93-8056	-
CRF450X	05-22	M22*P1.5-32 H12L	ZE93-8052	-	ZE93-8055	ZE93-8056	-
CRF150F	03-17	M16*P1.5-27 H13L	ZE93-8022	-	-	-	-
CRF230F	04-17	M16*P1.5-27 H13L	ZE93-8022	-	-	-	-
CRM250R	89-96	M16*P1.5-27 H13L	ZE93-8022	-	-	-	-
CRM250AR	97-98	M16*P1.5-27 H13L	ZE93-8022	-	-	-	-
XR250(MD30)	95-07	M16*P1.5-27 H13L	ZE93-8022	-	-	-	-
XR250M	03-07	M16*P1.5-27 H13L	ZE93-8022	-	-	-	-
CRF250L	13-21	M16*P1.5-27 H13L	ZE93-8022	-	-	-	-
CRF250L(S)	21	M16*P1.5-27 H13L	ZE93-8022	-	-	-	-
CRF250M	13-17	M16*P1.5-27 H13L	ZE93-8022	-	-	-	-
CRF250RALLY	17-21	M16*P1.5-27 H13L	ZE93-8022	-	-	-	-
CRF250RALLY(S)	21	M16*P1.5-27 H13L	ZE93-8022	-	-	-	-
CRF300L	21	M16*P1.5-27 H13L	ZE93-8022	-	-	-	-
CRF300RALLY	21	M16*P1.5-27 H13L	ZE93-8022	-	-	-	-
CRF450L	19-20	M22*P1.5-32 H12L	ZE93-8052	-	ZE93-8055	ZE93-8056	-
CRF450RL	21-22	M22*P1.5-32 H12L	ZE93-8052	-	ZE93-8055	ZE93-8056	-
XR650L	93-18	M16*P1.5-27 H13L	ZE93-8022	-	-	-	-
YAMAHA							
YZ125	99-22	M20*P1.5-30 H13L	-	ZE93-8043	-	ZE93-8046	ZE93-8049
YZ250	99-22	M20*P1.5-30 H13L	-	ZE93-8043	-	ZE93-8046	ZE93-8049
YZ250F	01-08	M20*P1.5-30 H13L	-	ZE93-8043	-	ZE93-8046	ZE93-8049
	09-22	M22*P1.5-32 H12L	ZE93-8052	-	ZE93-8055	ZE93-8056	-
YZ400/426/450F	99-08	M20*P1.5-30 H13L	-	ZE93-8043	-	ZE93-8046	ZE93-8049
YZ450F	09-22	M22*P1.5-32 H12L	ZE93-8052	-	ZE93-8055	ZE93-8056	-
YZ125X	17-22	M20*P1.5-30 H13L	-	ZE93-8043	-	ZE93-8046	ZE93-8049
YZ250X	16-22	M20*P1.5-30 H13L	-	ZE93-8043	-	ZE93-8046	ZE93-8049
YZ250FX	15-22	M20*P1.5-30 H13L	-	ZE93-8043	-	ZE93-8046	ZE93-8049
YZ450FX	16-22	M20*P1.5-30 H13L	-	ZE93-8043	-	ZE93-8046	ZE93-8049
WR250F	01-22	M20*P1.5-30 H13L	-	ZE93-8043	-	ZE93-8046	ZE93-8049
WR400/426/450F	99-22	M20*P1.5-30 H13L	-	ZE93-8043	-	ZE93-8046	ZE93-8049
WR250R	07-17	M20*P1.5-30 H13L	-	ZE93-8043	-	ZE93-8046	ZE93-8049
WR250X	07-17	M20*P1.5-30 H13L	-	ZE93-8043	-	ZE93-8046	ZE93-8049
KAWASAKI							
KX125	03-08	M22*P1.5-32 H12L	ZE93-8052	-	ZE93-8055	ZE93-8056	-
KX250	03-08	M22*P1.5-32 H12L	ZE93-8052	-	ZE93-8055	ZE93-8056	-
KX250F	04-18	M22*P1.5-32 H12L	ZE93-8052	-	ZE93-8055	ZE93-8056	-
KX250	19-22	M22*P1.5-32 H12L	ZE93-8052	-	ZE93-8055	ZE93-8056	-
KX450X	21-22	M22*P1.5-32 H12L	ZE93-8052	-	ZE93-8055	ZE93-8056	-
KX450F	06-18	M22*P1.5-32 H12L	ZE93-8052	-	ZE93-8055	ZE93-8056	-
KX450	19-22	M22*P1.5-32 H12L	ZE93-8052	-	ZE93-8055	ZE93-8056	-
KX450X	21-22	M22*P1.5-32 H12L	ZE93-8052	-	ZE93-8055	ZE93-8056	-
KLX450R	08-19	M22*P1.5-32 H12L	ZE93-8052	-	ZE93-8055	ZE93-8056	-
SUZUKI							
RM-Z250	07-22	M22*P1.5-32 H12L	ZE93-8052	-	ZE93-8055	ZE93-8056	-
RM-Z450	05-22	M22*P1.5-32 H12L	ZE93-8052	-	ZE93-8055	ZE93-8056	-
RMX450Z	10-17	M22*P1.5-32 H12L	ZE93-8052	-	ZE93-8055	ZE93-8056	-
KTM							
85SX	04-22	M20*P1.5-30 H13L	-	ZE93-8043	-	ZE93-8046	ZE93-8049
125SX	99-12	M20*P1.5-30 H13L	-	ZE93-8043	-	ZE93-8046	ZE93-8049
	13-22	M25*P1.5-32 H18	-	ZE93-8063	-	-	ZE93-8069
150SX	09-12	M20*P1.5-30 H13L	-	ZE93-8043	-	ZE93-8046	ZE93-8049
	13-22	M25*P1.5-32 H18	-	ZE93-8063	-	-	ZE93-8069
250SX	99-12	M20*P1.5-30 H13L	-	ZE93-8043	-	ZE93-8046	ZE93-8049
	13-22	M25*P1.5-32 H18	-	ZE93-8063	-	-	ZE93-8069
250SX-F	05-12	M20*P1.5-30 H13L	-	ZE93-8043	-	ZE93-8046	ZE93-8049
	13-22	M25*P1.5-32 H18	-	ZE93-8063	-	-	ZE93-8069
350SX-F	11-12	M20*P1.5-30 H13L	-	ZE93-8043	-	ZE93-8046	ZE93-8049
	13-22	M25*P1.5-32 H18	-	ZE93-8063	-	-	ZE93-8069
450SX-F	07-12	M20*P1.5-30 H13L	-	ZE93-8043	-	ZE93-8046	ZE93-8049
	13-22	M25*P1.5-32 H18	-	ZE93-8063	-	-	ZE93-8069
125EXC	99-16	M20*P1.5-30 H13L	-	ZE93-8043	-	ZE93-8046	ZE93-8049
160EXC	20-22	M20*P1.5-30 H13L	-	ZE93-8043	-	ZE93-8046	ZE93-8049
200EXC	99-16	M20*P1.5-30 H13L	-	ZE93-8043	-	ZE93-8046	ZE93-8049
250EXC	99-22	M20*P1.5-30 H13L	-	ZE93-8043	-	ZE93-8046	ZE93-8049
300EXC	99-22	M20*P1.5-30 H13L	-	ZE93-8043	-	ZE93-8046	ZE93-8049
250EXC-F	06-22	M20*P1.5-30 H13L	-	ZE93-8043	-	ZE93-8046	ZE93-8049
350EXC-F	12-22	M20*P1.5-30 H13L	-	ZE93-8043	-	ZE93-8046	ZE93-8049
450EXC-F	17-21	M20*P1.5-30 H13L	-	ZE93-8043	-	ZE93-8046	ZE93-8049
500EXC	12-22	M20*P1.5-30 H13L	-	ZE93-8043	-	ZE93-8046	ZE93-8049
125XC-W	17-19	M20*P1.5-30 H13L	-	ZE93-8043	-	ZE93-8046	ZE93-8049
150XC-W	17-22	M20*P1.5-30 H13L	-	ZE93-8043	-	ZE93-8046	ZE93-8049
200XC-W	06-16	M20*P1.5-30 H13L	-	ZE93-8043	-	ZE93-8046	ZE93-8049
250XC-W	06-22	M20*P1.5-30 H13L	-	ZE93-8043	-	ZE93-8046	ZE93-8049
300XC-W	06-22	M20*P1.5-30 H13L	-	ZE93-8043	-	ZE93-8046	ZE93-8049
450XC-W	07-16	M20*P1.5-30 H13L	-	ZE93-8043	-	ZE93-8046	ZE93-8049
500XC-W	12-16	M20*P1.5-30 H13L	-	ZE93-8043	-	ZE93-8046	ZE93-8049
250XC-F-W	06-16	M20*P1.5-30 H13L	-	ZE93-8043	-	ZE93-8046	ZE93-8049
350XC-F-W	12-22	M20*P1.5-30 H13L	-	ZE93-8043	-	ZE93-8046	ZE93-8049
500XC-F-W	20-22	M20*P1.5-30 H13L	-	ZE93-8043	-	ZE93-8046	ZE93-8049
125XC	21-22	M20*P1.5-30 H13L	-	ZE93-8043	-	ZE93-8046	ZE93-8049
150XC	10-12	M20*P1.5-30 H13L	-	ZE93-8043	-	ZE93-8046	ZE93-8049
	13-14	M25*P1.5-32 H18	-	ZE93-8063	-	-	ZE93-8069
250XC	06-12	M20*P1.5-30 H13L	-	ZE93-8043	-	ZE93-8046	ZE93-8049
	13-22	M25*P1.5-32 H18	-	ZE93-8063	-	-	ZE93-8069
300XC	06-12	M20*P1.5-30 H13L	-	ZE93-8043	-	ZE93-8046	ZE93-8049
	13-22	M25*P1.5-32 H18	-	ZE93-8063	-	-	ZE93-8069
250XC-F	07-12	M20*P1.5-30 H13L	-	ZE93-8043	-	ZE93-8046	ZE93-8049
	13-22	M25*P1.5-32 H18	-	ZE93-8063	-	-	ZE93-8069
350XC-F	11-12	M20*P1.5-30 H13L	-	ZE93-8043	-	ZE93-8046	ZE93-8049
	13-22	M25*P1.5-32 H18	-	ZE93-8063	-	-	ZE93-8069
450XC-F	13-22	M25*P1.5-32 H18	-	ZE93-8063	-	-	ZE93-8069
HUSQVERNA							
TC85	14-22	M20*P1.5-30 H13L	-	ZE93-8043	-	ZE93-8046	ZE93-8049
TC125	14-15	M20*P1.5-30 H13L	-	ZE93-8043	-	ZE93-8046	ZE93-8049
	16-22	M25*P1.5-32 H18	-	ZE93-8063	-	-	ZE93-8069
TC250	14-16	M20*P1.5-30 H13L	-	ZE93-8043	-	ZE93-8046	ZE93-8049
	17-22	M25*P1.5-32 H18	-	ZE93-8063	-	-	ZE93-8069
FC250	14-15	M20*P1.5-30 H13L	-	ZE93-8043	-	ZE93-8046	ZE93-8049
	16-22	M25*P1.5-32 H18	-	ZE93-8063	-	-	ZE93-8069
FC350	14-15	M20*P1.5-30 H13L	-	ZE93-8043	-	ZE93-8046	ZE93-8049
	16-22	M25*P1.5-32 H18	-	ZE93-8063	-	-	ZE93-8069
FE450	14-15	M20*P1.5-30 H13L	-	ZE93-8043	-	ZE93-8046	ZE93-8049
TE125	12-16	M20*P1.5-30 H13L	-	ZE93-8043	-	ZE93-8046	ZE93-8049
TE150	17-22	M20*P1.5-30 H13L	-	ZE93-8043	-	ZE93-8046	ZE93-8049
TE250	11-22	M20*P1.5-30 H13L	-	ZE93-8043	-	ZE93-8046	ZE93-8049
TE300	11-22	M20*P1.5-30 H13L	-	ZE93-8043	-	ZE93-8046	ZE93-8049
FE250	11-22	M20*P1.5-30 H13L	-	ZE93-8043	-	ZE93-8046	ZE93-8049
FE350	13-22	M20*P1.5-30 H13L	-	ZE93-8043	-	ZE93-8046	ZE93-8049
FE450	09-22	M20*P1.5-30 H13L	-	ZE93-8043	-	ZE93-8046	ZE93-8049
FE501	13-22	M20*P1.5-30 H13L	-	ZE93-8043	-	ZE93-8046	ZE93-8049
TX125	17-19	M20*P1.5-30 H13L	-	ZE93-8043	-	ZE93-8046	ZE93-8049
TX300	17-22	M25*P1.5-32 H18	-	ZE93-8063	-	-	ZE93-8069
FX350	17-22	M25*P1.5-32 H18	-	ZE93-8063	-	-	ZE93-8069
FX450	17-22	M25*P1.5-32 H18	-	ZE93-8063	-	-	ZE93-8069
GASGAS							
MC85	21-22	M20*30-P1.5 H13L	-	ZE93-8043	-	ZE93-8046	ZE93-8049
MC125	21-22	M25*32-P1.5 H18	-	ZE93-8063	-	-	ZE93-8069
MC250F	21-22	M25*32-P1.5 H18	-	ZE93-8063	-	-	ZE93-8069
MC450F	21-22	M25*32-P1.5 H18	-	ZE93-8063	-	-	ZE93-8069
EX250F	21-22</						



Cooling fins

Red

Blue

Orange

Black

Green

Ti-color

ZETA OIL FILTER COVER

- CNC machined aluminum oil filter covers.
- Made of 7000 grade aluminum with a beautiful anodized finish and machined " ZETA " logo.
- Lighter than stock oil filter covers.
- Comes with cooling fins for heat dissipation.



CRF250R



YZ450F



KLX230



CRF250L

Bike	Year	Parts #	Color
HONDA			
CRF250R	18-22	ZE90-1043	Red
CRF450R	17-22	ZE90-1093	
CRF250RX	19-22	ZE90-1043	
CRF450RX	17-22	ZE90-1093	
CRF250L/M	12-21	ZE90-1023	
CRF250L(S)	21	ZE90-1023	
CRF250RALLY	17-21	ZE90-1023	
CRF250RALLY(S)	21	ZE90-1023	
CRF300L	21	ZE90-1023	
CRF300L RALLY	21	ZE90-1023	
YAMAHA			
YZ250F	14-22	ZE90-1362	Blue
YZ450F	10-22	ZE90-1362	
YZ250FX	15-22	ZE90-1362	
YZ450FX	16-22	ZE90-1362	
WR250F	15-22	ZE90-1362	
WR450F	16-22	ZE90-1362	
SEROW250	05-20	ZE90-1321	Black
TRICKER	04-18	ZE90-1321	
XT250X	06-17	ZE90-1321	
KAWASAKI			
KX450F	06-15	ZE90-1173	Red
	16-18	ZE90-1185	Green
KX450	19-22	ZE90-1185	
KX450X	21-22	ZE90-1185	
KLX450R	08-15	ZE90-1173	Red
KLX125,D-TRACKER125	10-16	ZE90-1193	
KLX150BF	16-17	ZE90-1193	
KLX150L	15-18	ZE90-1193	
KLX150S	09-13	ZE90-1193	Black
KLX230R	20-21	ZE90-1121	
KLX230	20-21	ZE90-1121	
KTM			
250SX-F	13-22	ZE90-1447	Orange
250XC-F	13-22	ZE90-1447	
250EXC-F	14-22	ZE90-1447	
250XCF-W	14-16	ZE90-1447	
350SX-F/EXC-F	11-22	ZE90-1447	
350XC-F	11-22	ZE90-1447	
350XCF-W	11-22	ZE90-1447	
400XC-W	09-10	ZE90-1447	
450EXC/XC-W/XC-F	09-11	ZE90-1447	
	09-12	ZE90-1447	
450SX-F	13-15	ZE90-1457	
	16-22	ZE90-1447	
	13-15	ZE90-1457	
450XC-F	16-22	ZE90-1447	
	13-15	ZE90-1457	
450EXC	12-16	ZE90-1457	
450EXC-F	17-22	ZE90-1447	
500XC-W	12-16	ZE90-1457	
500EXC	12-16	ZE90-1457	
500EXC-F/XC-FW	17-22	ZE90-1447	
530EXC/XC-W	09-11	ZE90-1447	
450SMR	09-10	ZE90-1447	
FREERIDE 250F	18-19	ZE90-1447	
FREERIDE 350	12-17	ZE90-1447	

CONTROL



LEVER



HANDLEBAR ACCESSORIES



HAND GUARD



BODY GUARD



BODY PARTS



FOOT PARTS



SUSPENSION



ACCESSORIES



CARBON



Bike	Year	Size	Blue	Red
HONDA				
CR85R/RII	03-07	M12X15-P1.5	ZE58-1522	ZE58-1523
CR125R/250R	02-07	M12X15-P1.5	ZE58-1522	ZE58-1523
CRF125F	14-22	M12X15-P1.5	ZE58-1522	ZE58-1523
CRM250R	89-96	M12X15-P1.5	ZE58-1522	ZE58-1523
CRM250AR	97-00	M12X15-P1.5	ZE58-1522	ZE58-1523
GROM	13-20	M12X15-P1.5	ZE58-1522	ZE58-1523
CT125	20-21	M12X15-P1.5	ZE58-1522	ZE58-1523
TRAIL125	21	M12X15-P1.5	ZE58-1522	ZE58-1523
MONKEY125	19-21	M12X15-P1.5	ZE58-1522	ZE58-1523
CRF250L/M	12-21	M12X15-P1.5	ZE58-1522	ZE58-1523
CRF250L(S)	21	M12X15-P1.5	ZE58-1522	ZE58-1523
CRF250RALLY	17-21	M12X15-P1.5	ZE58-1522	ZE58-1523
CRF250RALLY(S)	21	M12X15-P1.5	ZE58-1522	ZE58-1523
CRF300L	21	M12X15-P1.5	ZE58-1522	ZE58-1523
CRF300RALLY	21	M12X15-P1.5	ZE58-1522	ZE58-1523
CRF1000L AFRICA TWIN/DCT	16-19	M12X15-P1.5	ZE58-1522	ZE58-1523
CRF1100L AFRICA TWIN/DCT	20-21	M12X15-P1.5	ZE58-1522	ZE58-1523
CRF1100L AFRICA TWIN	20-21	M12X15-P1.5	ZE58-1522	ZE58-1523
ADV SPORTS ES/DCT	20-21	M12X15-P1.5	ZE58-1522	ZE58-1523
XR50R/CRF50F	99-17	M12X15-P1.5	ZE58-1522	ZE58-1523
XR70R/CRF70F	97-11	M12X15-P1.5	ZE58-1522	ZE58-1523
XR100R/CRF100F	90-13	M12X15-P1.5	ZE58-1522	ZE58-1523
XR250/BAJA	95-07	M12X15-P1.5	ZE58-1522	ZE58-1523
XR250MOTARD	03-07	M12X15-P1.5	ZE58-1522	ZE58-1523
XR400MOTARD	05-08	M12X15-P1.5	ZE58-1522	ZE58-1523
XR250R	90-04	M12X15-P1.5	ZE58-1522	ZE58-1523
XR400R	96-04	M12X15-P1.5	ZE58-1522	ZE58-1523
XR600R	90-00	M12X15-P1.5	ZE58-1522	ZE58-1523
XR650R	00-06	M12X15-P1.5	ZE58-1522	ZE58-1523

YAMAHA				
YZ125	05-22	M10X15-P1.25	ZE58-1222	ZE58-1223
YZ250	97-22	M12X15-P1.5	ZE58-1522	ZE58-1523
YZ250F	01-22	M10X15-P1.25	ZE58-1222	ZE58-1223
YZ450F	03-09	M10X15-P1.25	ZE58-1222	ZE58-1223
YZ125X	17-22	M10X15-P1.25	ZE58-1222	ZE58-1223
YZ250X	16-22	M12X15-P1.5	ZE58-1522	ZE58-1523
YZ250FX	15-22	M10X15-P1.25	ZE58-1222	ZE58-1223
YZ450FX	16-22	M10X15-P1.25	ZE58-1222	ZE58-1223
WR250F	01-22	M10X15-P1.25	ZE58-1222	ZE58-1223
WR450F	04-11	M10X15-P1.25	ZE58-1222	ZE58-1223
WR450F	16-22	M10X15-P1.25	ZE58-1222	ZE58-1223
TRICKER	04-18	M12X15-P1.5	ZE58-1522	ZE58-1523
SEROW250	05-20	M12X15-P1.5	ZE58-1522	ZE58-1523
XT250X	06-17	M12X15-P1.5	ZE58-1522	ZE58-1523
WR250R/X	07-20	M12X15-P1.5	ZE58-1522	ZE58-1523
TENERE700	20-21	M14X14-P1.5	ZE58-1622	ZE58-1623

KAWASAKI				
KX65	00-22	M10X15-P1.5	ZE58-1322	ZE58-1323
KX85/100	01-22	M10X15-P1.5	ZE58-1322	ZE58-1323
KX112	22	M10X15-P1.5	ZE58-1322	ZE58-1323
KX125	96-08	M10X15-P1.5	ZE58-1322	ZE58-1323
KX250	96-08	M10X15-P1.5	ZE58-1322	ZE58-1323
KX250F	04-18	M10X15-P1.5	ZE58-1322	ZE58-1323
KX250	19-20	M10X15-P1.5	ZE58-1322	ZE58-1323
KX450F	06-15	M10X22-P1.5	ZE58-1342	ZE58-1343
KX450F	16-18	M10X15-P1.5	ZE58-1322	ZE58-1323
KLX450R	08-09	M10X22-P1.5	ZE58-1342	ZE58-1343
KLX110/L	02-20	M12X15-P1.5	ZE58-1522	ZE58-1523
KLX110R L	21-22	M12X15-P1.5	ZE58-1522	ZE58-1523
KLX125 D-TRACKER125	10-16	M12X15-P1.5	ZE58-1522	ZE58-1523
KLX150BF	16	M12X15-P1.5	ZE58-1522	ZE58-1523
KLX150S	09-13	M12X15-P1.5	ZE58-1522	ZE58-1523
KLX230	20-21	M10X15-P1.5	ZE58-1322	ZE58-1323
KLX230R	20-21	M10X15-P1.5	ZE58-1322	ZE58-1323
KLX250/D-TRACKER	98-20	M10X15-P1.5	ZE58-1322	ZE58-1323
KLX300R	20	M10X15-P1.5	ZE58-1322	ZE58-1323
VERSYS-X250	17-21	M12X15-P1.5	ZE58-1522	ZE58-1523
VERSYS-X300	17-21	M12X15-P1.5	ZE58-1522	ZE58-1523
VERSYS650	10-21	M12X15-P1.5	ZE58-1522	ZE58-1523
VERSYS1000	12-21	M12X15-P1.5	ZE58-1522	ZE58-1523

SUZUKI				
RMZ250	07-22	M12X10-P1.25	ZE58-1412	ZE58-1413
250SB	02-06	M10X15-P1.5	ZE58-1322	ZE58-1323
DRZ400S/E/SM(CRANKCASE)	00-19	M12X10-P1.25	ZE58-1412	ZE58-1413
DRZ400S/E/SM(FRAME)	00-19	M10X15-P1.25	ZE58-1222	ZE58-1223
V-STROM250	17	M14X10-P1.25	ZE58-1612	ZE58-1613
V-STROM650/XT	04-19	M12X10-P1.25	ZE58-1412	ZE58-1413
V-STROM1000/XT	02-19	M14X10-P1.25	ZE58-1612	ZE58-1613

KTM				
50SX	09-22			
65SX	09-22			
85SX	18-22			
125-530 SX/SX-F/EXC/EXC-F/EXC-R/XC/XC-W/XC-F	-22	M12X12-P1.5 Verify stock bolt size before purchase.	ZE58-1512	-
450-690 SMR/SMC/ENDURO/R/ADVENTURE/SUPERMOTO/R/DUKE				
ATV SX/XC				
FREERIDE250F	18			
FREERIDE250R	14-17			
FREERIDE350	12-17			

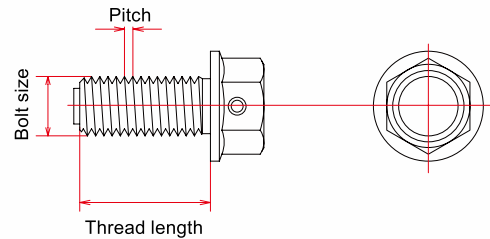
HUSQVARNA				
TC50	18-22			
TC65	18-22			
TC85	14-22	M12X12-P1.5 Verify stock bolt size before purchase.	ZE58-1512	-
TC125/250	14-22			
TE125-300	14-22			
FC250-450	14-22			
FE250-501	14-22			
TX/FX125-450	17-22			

GASGAS				
MC50	21-22			
MC65	21-22			
MC85	21-22			
MC125	21-22			
MC250	22			
MC250F	21-22			
MC350F	22			
MC450F	21-22	M12X12-P1.5 Verify stock bolt size before purchase.	ZE58-1512	-
EC250	21-22			
EC300	21-22			
EC250F	21-22			
EX250F	21-22			
EX250	22			
EX300	21-22			
EX350F	21-22			
EX450F	21-22			



MAGNETIC DRAIN BOLT

- Magnetic drain bolts designed to pick up excess bits of metal in your engine oil.
- Made of 7000 grade aluminum. Light weight design.
- Press fit magnet on the drain plugs.
- Includes safety wire holes to prevent mispaced part.
- Available in blue, red, orange and h-blue anodized colors.



M10 x 15-P1.5

Bike	Year	Size	Orange	H-Blue
KTM				
50SX	09-22			
65SX	09-22			
85SX	18-22			
125-530 SX/SX-F/EXC/EXC-F/EXC-R/XC/XC-W/XC-F	-22	M12X12-P1.5 Verify stock bolt size before purchase.	ZE58-1517	ZE58-1519
450-690 SMR/SMC/ENDURO/R/ADVENTURE/SUPERMOTO/R/DUKE				
ATV SX/XC				
FREERIDE250F	18			
FREERIDE250R	14-17			
FREERIDE350	12-17			
HUSQVARNA				
TC50	18-22			
TC65	18-22			
TC85	14-22	M12X12-P1.5 Verify stock bolt size before purchase.	ZE58-1517	ZE58-1519
TC125/250	14-22			
TE125-300	14-22			
FC250-450	14-22			
FE250-501	14-22			
TX/FX125-450	17-22			
GASGAS				
MC50	21-22			
MC65	21-22			
MC85	21-22			
MC125	21-22			
MC250	22			
MC250F	21-22			
MC350F	22			
MC450F	21-22	M12X12-P1.5 Verify stock bolt size before purchase.	ZE58-1517	ZE58-1519
EC250	21-22			
EC300	21-22			
EC250F	21-22			
EX250F	21-22			
EX250	22			
EX300	21-22			
EX350F	21-22			
EX450F	21-22			

CONTROL



LEVER



HANDLEBAR ACCESSORIES



HAND GUARD



BODY GUARD



BODY PARTS



FOOT PARTS



SUSPENSION



ACCESSORIES



CARBON



CRF450R
 15-16

 CRF450R
 17-20

 YZ450F 18-20
 YZ450FX 19-20


WR250R/X



CRF250L/M


ZETA
CLUTCH CABLE GUIDE

- CNC machined aluminum clutch cable guide eliminates the flex on stock cable guide.
- Made of CNC machined 7000 grade aluminum.
- Lighter weight than stock cable guides but stronger than stock guide.
- Exactly the same products used by , SUZUKI Europe, SRM.

Bike	Year	Red	Blue
HONDA			
CRF250R	10-13	ZE94-0111	-
	18-22	ZE94-0171	-
CRF450R	15-16	ZE94-0151	-
	17-20	ZE94-0161	-
CRF250RX	19-22	ZE94-0171	-
CRF450RX	17-20	ZE94-0161	-
CRF450X	19-22	ZE94-0161	-
CRF450L	19-20	ZE94-0161	-
CRF450RL	21-22	ZE94-0161	-
CRF250L/M	12-20	ZE94-0181	-
YAMAHA			
YZ450F	18-22	-	ZE94-0632
YZ450FX	19-22	-	ZE94-0632
WR450F	19-22	-	ZE94-0632
WR250R/X	07-20	-	ZE94-0682
KAWASAKI			
KLX300R	98-20	ZE94-0381	-
KLX250/D-TRACKER	98-20	ZE94-0381	-
SUZUKI			
250SB	02-06	ZE94-0381	-



CRF450R 17-19



CRF250L/M



WR250/X

CONTROL



LEVER


 HANDLEBAR
 ACCESSORIES

 HAND
 GUARD

 BODY
 GUARD

 BODY
 PARTS

 FOOT
 PARTS


SUSPENSION



ACCESSORIES



CARBON


ZETA
BRAKE LINE CLAMP

- Light weight and durable brake line clamp.
- Strongly clamp your brake line while reducing bike weight.
- Available in red and blue anodized colors.
- Made of CNC machined 7000 grade aluminum.



Bike	Year	Red	Blue
HONDA			
CR80R/85R	96-07	ZE92-0106	ZE92-0107
CR125/250R	90-03	ZE92-0106	ZE92-0107
	04-07	ZE92-0206	ZE92-0207
CRF150R	07-22	ZE92-0106	ZE92-0107
CRF250R	04-22	ZE92-0206	ZE92-0207
CRF450R	02-03	ZE92-0106	ZE92-0107
	04-22	ZE92-0206	ZE92-0207
CRF250RX	19-22	ZE92-0206	ZE92-0207
CRF450RX	17-22	ZE92-0206	ZE92-0207
CRF250X	06-17	ZE92-0206	ZE92-0207
CRF450X	05-17	ZE92-0206	ZE92-0207
CRF250F	19-22	ZE92-0106	ZE92-0107
CRM250R/AR	91-98	ZE92-0106	ZE92-0107
CRF150L	18	ZE92-0206	ZE92-0207
CRF250L/M	12-20	ZE92-0206	ZE92-0207
CRF250RALLY	17-20	ZE92-0206	ZE92-0207
XR250/BAJA/MOTARD	95-07	ZE92-0106	ZE92-0107
CRF300L	21	ZE92-0206	ZE92-0207
CRF300L RALLY	21	ZE92-0206	ZE92-0207
XR400MOTARD	05-08	ZE92-0106	ZE92-0107
YAMAHA			
YZ65	18-22	ZE92-0206	ZE92-0207
YZ85	19-21	ZE92-0206	ZE92-0207
YZ125/250	05-08	ZE92-4106	ZE92-4107
	09-22	ZE92-0206	ZE92-0207
YZ250F	05-08	ZE92-4106	ZE92-4107
	09-22	ZE92-0206	ZE92-0207
YZ450F	05-08	ZE92-4106	ZE92-4107
	09-22	ZE92-0206	ZE92-0207
YZ125X	17-22	ZE92-0206	ZE92-0207
YZ250X	16-22	ZE92-0206	ZE92-0207
YZ250FX	15-22	ZE92-0206	ZE92-0207
YZ450FX	16-22	ZE92-0206	ZE92-0207
WR250F	05-19	ZE92-4106	ZE92-4107
WR450F	05-18	ZE92-4106	ZE92-4107
WR250R/X	07-20	ZE92-4106	ZE92-4107
KAWASAKI			
KX65	00-22	ZE92-2106	ZE92-2107
KX80/85/100	89-22	ZE92-2106	ZE92-2107
KX112	22	ZE92-2106	ZE92-2107
KX125/250	92-08	ZE92-2106	ZE92-2107
KX250F	04-18	ZE92-2106	ZE92-2107
KX250	19-22	ZE92-2106	ZE92-2107
KX450F	06-18	ZE92-2106	ZE92-2107
KX450	19-22	ZE92-2106	ZE92-2107
KX250X	21-22	ZE92-2106	ZE92-2107
KX450X	21-22	ZE92-2106	ZE92-2107
KLX450R	08-15	ZE92-2106	ZE92-2107
KLX125,D-TRACKER125	10-16	ZE92-2106	ZE92-2107
KLX150BF	16-17	ZE92-2106	ZE92-2107
SUZUKI			
RM85	02-17	ZE92-2106	ZE92-2107
RM125/250	01-13	ZE92-2106	ZE92-2107
RMZ250	04-22	ZE92-2106	ZE92-2107
RMZ450	05-22	ZE92-2106	ZE92-2107
RMX450Z	10-19	ZE92-2106	ZE92-2107
DRZ400SM	05-19	ZE92-2106	ZE92-2107



ZETA

BRAKE RESERVOIR COVER

- Made of CNC machined 7000 grade aluminum.
- Anodized finish colors. Available in red, blue, orange, green and black.
- Available for MX, ED and dual sport bikes.

Application : P86-87 ▶

- Brake Reservoir Cover Front
- Clutch Reservoir Cover Front
- Brake Reservoir Cover Rear

NEW DESIGN

**COMPETITION MODEL
FRONT BRAKE**



Black Red Green



CRF450R (21-)

**COMPETITION MODEL
FRONT CLUTCH**



Black Red Green



KX250 (21-)

**DUAL SPORT MODEL
FRONT CLUTCH**



Black Red Blue



CRF250L(21-)

**COMPETITION MODEL
REAR BRAKE**



Black



CRF250L(21-)



CONTROL



LEVER



HANDLEBAR
ACCESSORIES



HAND
GUARD



BODY
GUARD



BODY
PARTS



FOOT
PARTS



SUSPENSION



ACCESSORIES



CARBON



Brake Reservoir Cover Front

Bike	Year	Color			New Design		
		Red	Blue	Black	Red	Blue	Green
HONDA							
CR80R/85R	98-07	ZE86-1103	ZE86-1101	ZE86-8000	ZE86-8002	-	ZE86-8005
CR125/250R	96-07	ZE86-1103	ZE86-1101	ZE86-8000	ZE86-8002	-	ZE86-8005
CRF150R	07-22	ZE86-1103	ZE86-1101	ZE86-8000	ZE86-8002	-	ZE86-8005
CRF250R	04-22	ZE86-1103	ZE86-1101	ZE86-8000	ZE86-8002	-	ZE86-8005
CRF450R	02-22	ZE86-1103	ZE86-1101	ZE86-8000	ZE86-8002	-	ZE86-8005
CRF250RX	19-22	ZE86-1103	ZE86-1101	ZE86-8000	ZE86-8002	-	ZE86-8005
CRF450RX	17-22	ZE86-1103	ZE86-1101	ZE86-8000	ZE86-8002	-	ZE86-8005
CRF450L	19-20	ZE86-1103	ZE86-1101	ZE86-8000	ZE86-8002	-	ZE86-8005
CRF450RL	21-22	ZE86-1103	ZE86-1101	ZE86-8000	ZE86-8002	-	ZE86-8005
CRF250X	04-17	ZE86-1103	ZE86-1101	ZE86-8000	ZE86-8002	-	ZE86-8005
CRF450X	05-22	ZE86-1103	ZE86-1101	ZE86-8000	ZE86-8002	-	ZE86-8005
CRF125F	14-22	ZE86-1103	ZE86-1101	ZE86-8000	ZE86-8002	-	ZE86-8005
CRF150F	03-17	ZE86-1103	ZE86-1101	ZE86-8000	ZE86-8002	-	ZE86-8005
CRF230F	03-17	ZE86-1103	ZE86-1101	ZE86-8000	ZE86-8002	-	ZE86-8005
CRF250F	19-22	ZE86-1103	ZE86-1101	ZE86-8000	ZE86-8002	-	ZE86-8005
CT125	20	ZE86-1103	ZE86-1101	ZE86-8000	ZE86-8002	-	ZE86-8005
TRAIL125	21	ZE86-1103	ZE86-1101	ZE86-8000	ZE86-8002	-	ZE86-8005
XR50/XR100MOTARD	05-08	ZE86-1503	ZE86-1501	ZE86-8300	ZE86-8302	ZE86-8306	-
CRM50/80	88-98	ZE86-1503	ZE86-1501	ZE86-8300	ZE86-8302	ZE86-8306	-
MONKEY125	19-22	ZE86-1103	ZE86-1101	ZE86-8000	ZE86-8002	-	ZE86-8005
FTR223	00-08	ZE86-1503	ZE86-1501	ZE86-8300	ZE86-8302	ZE86-8306	-
SL230	97-05	ZE86-1503	ZE86-1501	ZE86-8300	ZE86-8302	ZE86-8306	-
XR230/MOTARD	05-12	ZE86-1503	ZE86-1501	ZE86-8300	ZE86-8302	ZE86-8306	-
CRM250R/AR	89-98	ZE86-1503	ZE86-1501	ZE86-8300	ZE86-8302	ZE86-8306	-
CRF250L	12-21	ZE86-1503	ZE86-1501	ZE86-8300	ZE86-8302	ZE86-8306	-
CRF250L(S)	21	ZE86-1503	ZE86-1501	ZE86-8300	ZE86-8302	ZE86-8306	-
CRF250M	13-17	ZE86-1503	ZE86-1501	ZE86-8300	ZE86-8302	ZE86-8306	-
CRF250RALLY	17-21	ZE86-1503	ZE86-1501	ZE86-8300	ZE86-8302	ZE86-8306	-
CRF250RALLY(S)	21	ZE86-1503	ZE86-1501	ZE86-8300	ZE86-8302	ZE86-8306	-
CRF300L	21	ZE86-1503	ZE86-1501	ZE86-8300	ZE86-8302	ZE86-8306	-
CRF300RALLY	21	ZE86-1503	ZE86-1501	ZE86-8300	ZE86-8302	ZE86-8306	-
XR250/MOTARD	95-07	ZE86-1503	ZE86-1501	ZE86-8300	ZE86-8302	ZE86-8306	-
XR400MOTARD	05-07	ZE86-1503	ZE86-1501	ZE86-8300	ZE86-8302	ZE86-8306	-
TRX450R	04-09	ZE86-1503	ZE86-1501	ZE86-8300	ZE86-8302	ZE86-8306	-
TRX450ER	06-09	ZE86-1503	ZE86-1501	ZE86-8300	ZE86-8302	ZE86-8306	-
TRX400EX	99-08	ZE86-1503	ZE86-1501	ZE86-8300	ZE86-8302	ZE86-8306	-
TRX300EX	93-08	ZE86-1503	ZE86-1501	ZE86-8300	ZE86-8302	ZE86-8306	-

Bike	Year	Color			New Design		
		Red	Blue	Black	Red	Blue	Green
KAWASAKI							
KX65	01-22	ZE86-2103	ZE86-2101	-	-	-	-
KX80	98-00	ZE86-2103	ZE86-2101	-	-	-	-
KX85	01-22	ZE86-2103	ZE86-2101	-	-	-	-
KX100	98-21	ZE86-2103	ZE86-2101	-	-	-	-
KX112	22	ZE86-2103	ZE86-2101	-	-	-	-
KX125	92-08	ZE86-2103	ZE86-2101	-	-	-	-
KX250	93-08	ZE86-2103	ZE86-2101	-	-	-	-
KX250F	04-18	ZE86-2103	ZE86-2101	-	-	-	-
KX250	19-20	ZE86-2103	ZE86-2101	-	-	-	-
KX250X	21-22	ZE86-1103	ZE86-1101	ZE86-8000	ZE86-8002	-	ZE86-8005
KX450F	06-18	ZE86-2103	ZE86-2101	-	-	-	-
KX450	19-22	ZE86-1103	ZE86-1101	ZE86-8000	ZE86-8002	-	ZE86-8005
KX450X	21-22	ZE86-1103	ZE86-1101	ZE86-8000	ZE86-8002	-	ZE86-8005
KSR50/80/110	94-08	ZE86-1503	ZE86-1501	ZE86-8300	ZE86-8302	ZE86-8306	-
KDX125	92-99	ZE86-1503	ZE86-1501	ZE86-8300	ZE86-8302	ZE86-8306	-
KDX220	94-99	ZE86-1503	ZE86-1501	ZE86-8300	ZE86-8302	ZE86-8306	-
KDX250	92-94	ZE86-1503	ZE86-1501	ZE86-8300	ZE86-8302	ZE86-8306	-
KLX125	10-16	ZE86-1503	ZE86-1501	ZE86-8300	ZE86-8302	ZE86-8306	-
KLX140/L	08-20	ZE86-1503	ZE86-1501	ZE86-8300	ZE86-8302	ZE86-8306	-
KLX140G	17-20	ZE86-1503	ZE86-1501	ZE86-8300	ZE86-8302	ZE86-8306	-
KLX150BF	16	ZE86-1503	ZE86-1501	ZE86-8300	ZE86-8302	ZE86-8306	-
KLX150S	09-13	ZE86-1503	ZE86-1501	ZE86-8300	ZE86-8302	ZE86-8306	-
KLX230	20-21	ZE86-1503	ZE86-1501	ZE86-8300	ZE86-8302	ZE86-8306	-
KLX230R	20-21	ZE86-1503	ZE86-1501	ZE86-8300	ZE86-8302	ZE86-8306	-
KLX250	93-20	ZE86-1503	ZE86-1501	ZE86-8300	ZE86-8302	ZE86-8306	-
KLX300R	96-07	ZE86-1503	ZE86-1501	ZE86-8300	ZE86-8302	ZE86-8306	-
KLX300R	20	ZE86-2103	ZE86-2101	-	-	-	-
KLX450R	08-15	ZE86-2103	ZE86-2101	-	-	-	-
D-TRACKER125	10-16	ZE86-1503	ZE86-1501	ZE86-8300	ZE86-8302	ZE86-8306	-
D-TRACKER/X	98-16	ZE86-1503	ZE86-1501	ZE86-8300	ZE86-8302	ZE86-8306	-
VERSYS-X250	17-19	ZE86-1503	ZE86-1501	ZE86-8300	ZE86-8302	ZE86-8306	-
VERSYS-X250 TOURER	20	ZE86-1503	ZE86-1501	ZE86-8300	ZE86-8302	ZE86-8306	-
VERSYS-X300	17-21	ZE86-1503	ZE86-1501	ZE86-8300	ZE86-8302	ZE86-8306	-
KFX450R	08-09	ZE86-1503	ZE86-1501	ZE86-8300	ZE86-8302	ZE86-8306	-
KFX700	04-09	ZE86-1503	ZE86-1501	ZE86-8300	ZE86-8302	ZE86-8306	-

Bike	Year	Color			New Design		
		Red	Blue	Black	Red	Blue	Green
YAMAHA							
YZ65	18-22	ZE86-2103	ZE86-2101	-	-	-	-
YZ85	03-22	ZE86-2103	ZE86-2101	-	-	-	-
YZ125/250	02-07	ZE86-2103	ZE86-2101	-	-	-	-
YZ250F	08-22	ZE86-2303	ZE86-2301	-	-	-	-
YZ250F	02-06	ZE86-2103	ZE86-2101	-	-	-	-
YZ426F-450F	02-07	ZE86-2103	ZE86-2101	-	-	-	-
YZ426F-450F	08-22	ZE86-2303	ZE86-2301	-	-	-	-
YZ125X	17-22	ZE86-2303	ZE86-2301	-	-	-	-
YZ250X	16-22	ZE86-2303	ZE86-2301	-	-	-	-
YZ250FX	15-22	ZE86-2303	ZE86-2301	-	-	-	-
YZ250FX	16-22	ZE86-2303	ZE86-2301	-	-	-	-
WR250F	02-16	ZE86-2103	ZE86-2101	-	-	-	-
WR250F	17-22	ZE86-2303	ZE86-2301	-	-	-	-
WR450F	04-15	ZE86-2103	ZE86-2101	-	-	-	-
WR450F	16-22	ZE86-2303	ZE86-2301	-	-	-	-
TRICKER	04-18	ZE86-1503	ZE86-1501	ZE86-8300	ZE86-8302	ZE86-8306	-
SEROW250	05-20	ZE86-1503	ZE86-1501	ZE86-8300	ZE86-8302	ZE86-8306	-
XT1215	03-17	ZE86-1503	ZE86-1501	ZE86-8300	ZE86-8302	ZE86-8306	-
XT250	08-22	ZE86-1503	ZE86-1501	ZE86-8300	ZE86-8302	ZE86-8306	-
XT250X	06-17	ZE86-1503	ZE86-1501	ZE86-8300	ZE86-8302	ZE86-8306	-
WR155R	20	ZE86-1503	ZE86-1501	ZE86-8300	ZE86-8302	ZE86-8306	-
WR250R	07-20	ZE86-1503	ZE86-1501	ZE86-8300	ZE86-8302	ZE86-8306	-
WR250X	07-17	ZE86-1503	ZE86-1501	ZE86-8300	ZE86-8302	ZE86-8306	-
YF2450	07-10	ZE86-1503	ZE86-1501	ZE86-8300	ZE86-8302	ZE86-8306	-
RAPTOR250	08	ZE86-1503	ZE86-1501	ZE86-8300	ZE86-8302	ZE86-8306	-
RAPTOR700	07-10	ZE86-1503	ZE86-1501	ZE86-8300	ZE86-8302	ZE86-8306	-
SUZUKI							
RM80/85	94-19	ZE86-2103	ZE86-2101	-	-	-	-
RM125/250	04-08	ZE86-2103	ZE86-2101	-	-	-	-
RM-Z250	04-22	ZE86-2103	ZE86-2101	-	-	-	-
RM-Z450	05-22	ZE86-2103	ZE86-2101	-	-	-	-

SUZUKI	Year	Color			New Design		
		Red	Blue	Black	Red	Blue	Green
RMX450Z	10-17	ZE86-2103	ZE86-2101	-	-	-	-
RMX250S	89-98	ZE86-1503	ZE86-1501	ZE86-8300	ZE86-8302	ZE86-8306	-
DR250R/DJEBEL250XC	95-06	ZE86-1503	ZE86-1501	ZE86-8300	ZE86-8302	ZE86-8306	-
250SB	02-06	ZE86-1503	ZE86-1501	ZE86-8300	ZE86-8302	ZE86-8306	-
DR-Z400S/SM	00-19	ZE86-1503	ZE86-1501	ZE86-8300	ZE86-8302	ZE86-8306	-
DR200S	15-19	ZE86-1503	ZE86-1501	ZE86-8300	ZE86-8302	ZE86-8306	-
LT-R450	06-09	ZE86-1503	ZE86-1501	ZE86-8300	ZE86-8302	ZE86-8306	-
LT-Z400/Z	03-08	ZE86-1503	ZE86-1501	ZE86-8300	ZE86-8302	ZE86-8306	-
LT-Z250	04-08	ZE86-1503	ZE86-1501	ZE86-8300	ZE86-8302	ZE86-8306	-

Bike	Year	Color			New Design		
		Blue	Orange	Black	Orange	H-Blue	Green
KTM							
65SX	14-22	ZE86-3202	ZE86-3210	-	-	-	-
85SX	13-20	ZE86-3202	ZE86-3210	-	-	-	-
125SX/250SX	05-22	ZE86-1302	ZE86-1310	ZE86-8400	ZE86-8403	ZE86-8409	-
144SX	07-08	ZE86-1302	ZE86-1310	ZE86-8400	ZE86-8403	ZE86-8409	-
150SX	09-22	ZE86-1302	ZE86-1310	ZE86-8400	ZE86-8403	ZE86-8409	-
250SX-F	05-22	ZE86-1302					

Brake Reservoir Cover Rear

Bike	Year	Part #			New Design		
		Black	Red	Blue	Black	Red	Green
HONDA							
CR125R/250R	02-07	-	ZE86-4103	-	-	-	-
CRF150R	07-22	-	ZE86-4103	-	-	-	-
CRF250R	04-22	-	ZE86-4103	-	-	-	-
CRF450R	02-22	-	ZE86-4103	-	-	-	-
CRF250RX	19-22	-	ZE86-4103	-	-	-	-
CRF450RX	17-22	-	ZE86-4103	-	-	-	-
CRF450L	19-20	-	ZE86-4103	-	-	-	-
CRF450RL	21-22	-	ZE86-4103	-	-	-	-
CRF250X	04-17	-	ZE86-4103	-	-	-	-
CRF450X	05-22	-	ZE86-4103	-	-	-	-
CRF250F	19-22	-	ZE86-4103	-	-	-	-
CRF250L	12-20	-	ZE86-1103	ZE86-1101	ZE86-8000	ZE86-8002	ZE86-8005
	21	ZE86-5100	ZE86-5103	ZE86-5101	-	-	-
CRF250L(S)	21	ZE86-5100	ZE86-5103	ZE86-5101	-	-	-
CRF250M	13-17	-	ZE86-1103	ZE86-1101	ZE86-8000	ZE86-8002	ZE86-8005
CRF250RALLY/ RALLY(S)	21	ZE86-5100	ZE86-5103	ZE86-5101	-	-	-
CRF300L/RALLY	21	ZE86-5100	ZE86-5103	ZE86-5101	-	-	-
CRF1100L AFRICA TWIN/DCT	20	-	ZE86-1103	ZE86-1101	ZE86-8000	ZE86-8002	ZE86-8005
CRF1100L AFRICA TWIN ADV SPORTS ES/DCT	20	-	ZE86-1103	ZE86-1101	ZE86-8000	ZE86-8002	ZE86-8005
TRX300EX	93-08	-	ZE86-1503	ZE86-1501	-	-	-

Bike	Year	Part #			Ti-color
		Black	Red	Blue	
YAMAHA					
YZ65	18-22	ZE86-5100	ZE86-5103	ZE86-5101	-
YZ85	22	ZE86-5100	ZE86-5103	ZE86-5101	-
YZ125/250	03-22	ZE86-5100	ZE86-5103	ZE86-5101	-
YZ250F	03-22	ZE86-5100	ZE86-5103	ZE86-5101	-
YZ450F	03-22	ZE86-5100	ZE86-5103	ZE86-5101	-
YZ125X	17-22	ZE86-5100	ZE86-5103	ZE86-5101	-
YZ250X	16-22	ZE86-5100	ZE86-5103	ZE86-5101	-
YZ250FX	15-22	ZE86-5100	ZE86-5103	ZE86-5101	-
YZ450FX	16-22	ZE86-5100	ZE86-5103	ZE86-5101	-
WR250F	03-22	ZE86-5100	ZE86-5103	ZE86-5101	-
WR450F	04-22	ZE86-5100	ZE86-5103	ZE86-5101	-
SEROW250	05-20	ZE86-5100	ZE86-5103	ZE86-5101	-
TRICKER	04-18	ZE86-5100	ZE86-5103	ZE86-5101	-
WR155R	20	-	-	-	ZS86-0428
WR250R	07-20	ZE86-5100	ZE86-5103	ZE86-5101	-
WR250X	07-17	ZE86-5100	ZE86-5103	ZE86-5101	-
XT250	08-22	ZE86-5100	ZE86-5103	ZE86-5101	-
XT250X	06-17	ZE86-5100	ZE86-5103	ZE86-5101	-
KAWASAKI					
KX125/250	03-08	-	ZE86-6103	ZE86-6101	-
KX250F	04-18	-	ZE86-6103	ZE86-6101	-
KX250	19-22	-	ZE86-6103	ZE86-6101	-
KX250X	21-22	-	ZE86-6103	ZE86-6101	-
KX450F	06-18	-	ZE86-6103	ZE86-6101	-
KX450	19-22	-	ZE86-6103	ZE86-6101	-
KX450X	21-22	-	ZE86-6103	ZE86-6101	-
KLX125-D-TRACKER125	10-16	-	ZE86-2103	ZE86-2101	-

Clutch Reservoir Cover

Bike	Year	Part #		
		Black	Red	Green
HONDA				
CRF450R/RX	21-22	ZE86-8100	ZE86-8102	ZE86-8105
KAWASAKI				
KX250	21-22	ZE86-8100	ZE86-8102	ZE86-8105
KX250X/450X	21-22	ZE86-8100	ZE86-8102	ZE86-8105
KX450X	21-22	ZE86-8100	ZE86-8102	ZE86-8105

Bike	Year	Part #		New Design		
		Blue	Orange	Black	Orange	H-Blue
KTM						
125SX/150SX	09-15	ZE86-1402	ZE86-1410	-	-	-
	16-22	ZE86-1302	ZE86-1310	ZE86-8400	ZE86-8403	ZE86-8409
250SX	06-22	ZE86-1302	ZE86-1310	ZE86-8400	ZE86-8403	ZE86-8409
250SX-F	07-22	ZE86-1302	ZE86-1310	ZE86-8400	ZE86-8403	ZE86-8409
350SX-F	11-22	ZE86-1302	ZE86-1310	ZE86-8400	ZE86-8403	ZE86-8409
450SX-F	09-12	ZE86-1402	ZE86-1410	-	-	-
	13-22	ZE86-1302	ZE86-1310	ZE86-8400	ZE86-8403	ZE86-8409
125EXC	09-16	ZE86-1402	ZE86-1410	-	-	-
150EXC	20-22	ZE86-1302	ZE86-1310	ZE86-8400	ZE86-8403	ZE86-8409
200EXC	09-15	ZE86-1402	ZE86-1410	-	-	-
	16	ZE86-1302	ZE86-1310	ZE86-8400	ZE86-8403	ZE86-8409
250/300EXC/TPI	06-22	ZE86-1302	ZE86-1310	ZE86-8400	ZE86-8403	ZE86-8409
250EXC-F	06-22	ZE86-1302	ZE86-1310	ZE86-8400	ZE86-8403	ZE86-8409
350EXC-F	12-22	ZE86-1302	ZE86-1310	ZE86-8400	ZE86-8403	ZE86-8409
400EXC	09-11	ZE86-1302	ZE86-1310	ZE86-8400	ZE86-8403	ZE86-8409
450EXC-R	08	ZE86-1302	ZE86-1310	ZE86-8400	ZE86-8403	ZE86-8409
450EXC	07-16	ZE86-1302	ZE86-1310	ZE86-8400	ZE86-8403	ZE86-8409
450EXC-F	17-22	ZE86-1302	ZE86-1310	ZE86-8400	ZE86-8403	ZE86-8409
500EXC	12-16	ZE86-1302	ZE86-1310	ZE86-8400	ZE86-8403	ZE86-8409
500EXC-F	17-22	ZE86-1302	ZE86-1310	ZE86-8400	ZE86-8403	ZE86-8409
525EXC	07	ZE86-1302	ZE86-1310	ZE86-8400	ZE86-8403	ZE86-8409
530EXC	09-11	ZE86-1302	ZE86-1310	ZE86-8400	ZE86-8403	ZE86-8409
530EXC-R	08	ZE86-1302	ZE86-1310	ZE86-8400	ZE86-8403	ZE86-8409
125XC	21-22	ZE86-1302	ZE86-1310	ZE86-8400	ZE86-8403	ZE86-8409
150XC	10-14	ZE86-1402	ZE86-1410	-	-	-
200XC	09	ZE86-1402	ZE86-1410	-	-	-
250/300XC/TPI	06-22	ZE86-1302	ZE86-1310	ZE86-8400	ZE86-8403	ZE86-8409
250XC-F	07-22	ZE86-1302	ZE86-1310	ZE86-8400	ZE86-8403	ZE86-8409
350XC-F	11-22	ZE86-1302	ZE86-1310	ZE86-8400	ZE86-8403	ZE86-8409
	09	ZE86-1402	ZE86-1410	-	-	-
450XC-F	13-22	ZE86-1302	ZE86-1310	ZE86-8400	ZE86-8403	ZE86-8409
505XC-F	09	ZE86-1402	ZE86-1410	-	-	-
125XC-W	17-19	ZE86-1302	ZE86-1310	ZE86-8400	ZE86-8403	ZE86-8409
150XC-W/TPI	17-22	ZE86-1302	ZE86-1310	ZE86-8400	ZE86-8403	ZE86-8409
200XC-W	09-16	ZE86-1402	ZE86-1410	-	-	-
250/300XC-W/TPI	06-22	ZE86-1302	ZE86-1310	ZE86-8400	ZE86-8403	ZE86-8409
250XCF-W	06-16	ZE86-1302	ZE86-1310	ZE86-8400	ZE86-8403	ZE86-8409
	12-16	ZE86-1302	ZE86-1310	ZE86-8400	ZE86-8403	ZE86-8409
350XCF-W	20-22	ZE86-1302	ZE86-1310	ZE86-8400	ZE86-8403	ZE86-8409
400XC-W	09-10	ZE86-1302	ZE86-1310	ZE86-8400	ZE86-8403	ZE86-8409
450XCR-W	08	ZE86-1302	ZE86-1310	ZE86-8400	ZE86-8403	ZE86-8409
450XC-W	09-16	ZE86-1302	ZE86-1310	ZE86-8400	ZE86-8403	ZE86-8409

Bike	Year	Part #			
		Black	Red	Blue	Ti-color
KAWASAKI					
KLX150BF	16	-	ZE86-2103	ZE86-2101	-
KLX150S	09-13	-	ZE86-2103	ZE86-2101	-
KLX200/R	20-21	-	ZE86-2103	ZE86-2101	-
KLX250	93-20	-	ZE86-2103	ZE86-2101	-
	96-07	-	ZE86-2103	ZE86-2101	-
KLX300R	20-21	-	ZE86-6103	ZE86-6101	-
KLX450R	08-19	-	ZE86-6103	ZE86-6101	-
D-TRACKER/X	98-16	-	ZE86-2103	ZE86-2101	-
KFX450R	08-10	-	ZE86-6103	ZE86-6101	-
SUZUKI					
RM125/RM250	04-08	-	ZE86-6103	ZE86-6101	-
RM-Z250	04-22	-	ZE86-6103	ZE86-6101	-
RM-Z450	05-22	-	ZE86-6103	ZE86-6101	-
RMX450Z	10-17	-	ZE86-6103	ZE86-6101	-
DR-Z400S/SM	00-19	-	ZE86-2103	ZE86-2101	-

Bike	Year	Black	Blue	Orange	H-Blue
		Black	Blue	Orange	H-Blue
KTM					
85SX/SXS/XC	03-22	-	ZE86-7202	ZE86-7210	-
65SX/SXS/XC	04-22	-	ZE86-7202	ZE86-7210	-
50SXS	11-13	-	ZE86-7202	ZE86-7210	-
50SX/SXS/SM	06-21	-	ZE86-7202	ZE86-7210	-
105SX/XC	04-11	-	ZE86-7202	ZE86-7210	-
125-530 SX/SX-F/ EXC/EXC TPI/ EXC-F/XC/XC-F/ XC-WX/XC-W TPI/XCF-W/SMR	04-22	ZE86-7111	ZE86-7102	ZE86-7110	ZE86-7119
FREERIDE 250F	18-20	-	ZE86-7202	ZE86-7210	-
FREERIDE 250R	14-17	-	ZE86-7202	ZE86-7210	-
FREERIDE 350	12-17	-	ZE86-7202	ZE86-7210	-
HUSQVARNA					
TC50/65	17-22	-	ZE86-7202	ZE86-7210	-
TC85	14-22	-	ZE86-7202	ZE86-7210	-
TC125/250	14-17	ZE86-7111	ZE86-7102	ZE86-7110	ZE86-7119
TC125/250 brembo type only	18-22	ZE86-7111	ZE86-7102	ZE86-7110	ZE86-7119
TE125-300	14-17	ZE86-7111	ZE86-7102	ZE86-7110	ZE86-7119
TX125/300	17	ZE86-7111	ZE86-7102	ZE86-7110	ZE86-7119
TX300i	22	ZE86-7111	ZE86-7102	ZE86-7110	ZE86-7119
FC250-450	14-17	ZE86-7111	ZE86-7102	ZE86-7110	ZE86-7119
FC250-450 brembo type only	18-22	ZE86-7111	ZE86-7102	ZE86-7110	ZE86-7119
FE250-501	14-17	ZE86-7111	ZE86-7102	ZE86-7110	ZE86-7119
	17	ZE86-7111	ZE86-7102	ZE86-7110	ZE86-7119
FX350/450	22	ZE86-7111	ZE86-7102	ZE86-7110	ZE86-7119
FS450	15-22	ZE86-7111	ZE86-7102	ZE86-7110	ZE86-7119
GASGAS					
MC125	21-22	ZE86-7111	ZE86-7102	ZE86-7110	ZE86-7119
MC250	22	ZE86-7111	ZE86-7102	ZE86-7110	ZE86-7119
MC250F	21-22	ZE86-7111	ZE86-7102	ZE86-7110	ZE86-7119
MC350F	22	ZE86-7111	ZE86-7102	ZE86-7110	ZE86-7119
MC450F	21-22	ZE86-7111	ZE86-7102	ZE86-7110	ZE86-7119
EX250	22	ZE86-7111	ZE86-7102	ZE86-7110	ZE86-7119
EX300	21-22	ZE86-7111	ZE86-7102	ZE86-7110	ZE86-7119
EX250F/EX350F/ EX450F	21				



CONTROL



LEVER



HANDBAR ACCESSORIES



HAND GUARD



BODY GUARD



BODY PARTS



FOOT PARTS



SUSPENSION



ACCESSORIES



CARBON



ZETA ENGINE PLUG

- CNC machined engine plugs.
- Replaces stock plugs to give a factory bike look.
- Available in anodized colors of red, blue, black, orange, and H-blue for Husqvarna.
- Laser printed ZETA logo.

Bike	Year	Red	Black
HONDA			
CRF150R	07-22	ZE89-1120	-
CRF250R	04-09	ZE89-1110	-
	10-17	ZE89-1120	-
	18-22	ZE89-1140	-
CRF450R	02-16	ZE89-1120	-
CRF250RX	17-22	ZE89-1130	-
	19-22	ZE89-1140	-
CRF450RX	17-22	ZE89-1130	-
CRF250X	04-17	ZE89-1110	-
CRF450X	05-17	ZE89-1120	-
CRF250F	19-21	ZE89-1140	-
CROSS CUB50	18-19	ZE89-1150	ZE89-1151
CROSS CUB110	18-21	ZE89-1150	ZE89-1151
MONKEY125	19-21	ZE89-1150	ZE89-1151
CT125	20	ZE89-1150	ZE89-1151
TRAIL125	21	ZE89-1150	ZE89-1151
CRF150L	18	ZE89-1140	-
CRF250L/M	12-21	ZE89-1150	ZE89-1151
CRF250L(S)	21	ZE89-1150	ZE89-1151
CRF250RALLY	17-21	ZE89-1150	ZE89-1151
CRF250RALLY(S)	21	ZE89-1150	ZE89-1151
CRF300L	21	ZE89-1150	ZE89-1151
CRF300L RALLY	21	ZE89-1150	ZE89-1151
CRF1000L	16-19	ZE89-1120	-
CRF1100L AFRICA TWIN /DCT	20-21	ZE89-1120	-
CRF1100L AFRICA TWIN ADV SPORTS ES/DCT	20-21	ZE89-1120	-
XR250/BAJA/MOTARD	95-07	ZE89-1120	-
XR400MOTARD	05-08	ZE89-1120	-
TRX400EX	00-08	ZE89-1120	-
TRX450R/ER	04-09	ZE89-1120	-

Bike	Year	Red	Blue
YAMAHA			
YZ250F	01-13	ZE89-1410	ZE89-1412
	14-22	ZE89-1440	ZE89-1442
YZ450F	06-09	-	ZE89-1422
	14-22	ZE89-1440	ZE89-1442
YZ400F/426F/450F	98-05	ZE89-1410	ZE89-1412
YZ250FX	15-22	ZE89-1440	ZE89-1442
YZ450FX	16-22	ZE89-1440	ZE89-1442
WR250F	01-02	ZE89-1410	ZE89-1412
	03-14	-	ZE89-1422
	15-22	ZE89-1440	ZE89-1442
WR400F/426F	98-02	ZE89-1410	ZE89-1412
WR450F	03-15	-	ZE89-1422
	16-22	ZE89-1440	ZE89-1442
TTR50	06-15	ZE89-1410	ZE89-1412
TTR110E	08-20	ZE89-1410	ZE89-1412
SEROW250	05-20	ZE89-1410	ZE89-1412
TRICKER	04-18	ZE89-1410	ZE89-1412
WR155R	20	ZE89-1410	ZE89-1412
WR250R/X	07-20	ZE89-1410	ZE89-1412
XTZ125	03-12	ZE89-1410	ZE89-1412
XT250X	06-17	ZE89-1410	ZE89-1412
YFZ450	04-09	-	ZE89-1422

Bike	Year	Red	Blue
KAWASAKI			
KX250F	04-10	ZE89-1210	ZE89-1212
	11-18	ZE89-1230	ZE89-1232
KX250	19	ZE89-1230	ZE89-1232
KX450F	09-18	ZE89-1230	ZE89-1232
KLX450R	08-15	ZE89-1230	ZE89-1232
KFX400	03-06	ZE89-1350	ZE89-1352

Bike	Year	Red	Blue
SUZUKI			
RM-Z250	04-06	ZE89-1210	ZE89-1212
	07-22	ZE89-1310	ZE89-1312
RM-Z450	05-22	ZE89-1310	ZE89-1312
RMX450Z	10-19	ZE89-1310	ZE89-1312
DR-Z400R/S/SM	00-19	ZE89-1350	ZE89-1352

Bike	Year	Red	Blue	Orange	H-Blue
KTM					
250SX-F	11-22	ZE89-1610	ZE89-1612	ZE89-1617	ZE89-1619
350SX-F	11-22	ZE89-1610	ZE89-1612	ZE89-1617	ZE89-1619
450SX-F	07-12	ZE89-1610	ZE89-1612	ZE89-1617	ZE89-1619
505SX-F/XC-F	08-09	ZE89-1610	ZE89-1612	ZE89-1617	ZE89-1619
250XC-F	11-22	ZE89-1610	ZE89-1612	ZE89-1617	ZE89-1619
350XC-F	12-22	ZE89-1610	ZE89-1612	ZE89-1617	ZE89-1619
450XC-F	08-09	ZE89-1610	ZE89-1612	ZE89-1617	ZE89-1619
250XCF-W	12-16	ZE89-1610	ZE89-1612	ZE89-1617	ZE89-1619
350XCF-W	12-22	ZE89-1610	ZE89-1612	ZE89-1617	ZE89-1619
250EXC-F	12-22	ZE89-1610	ZE89-1612	ZE89-1617	ZE89-1619
350EXC-F	12-22	ZE89-1610	ZE89-1612	ZE89-1617	ZE89-1619
FREERIDE 250F	18-19	ZE89-1610	ZE89-1612	ZE89-1617	ZE89-1619
FREERIDE 350	14-17	ZE89-1610	ZE89-1612	ZE89-1617	ZE89-1619
450SMR	08-10	ZE89-1610	ZE89-1612	ZE89-1617	ZE89-1619

Bike	Year	Red	Blue	Orange	H-Blue
HUSQVARNA					
FC250	14-22	ZE89-1610	ZE89-1612	ZE89-1617	ZE89-1619
FC350	14-22	ZE89-1610	ZE89-1612	ZE89-1617	ZE89-1619
FE250	14-22	ZE89-1610	ZE89-1612	ZE89-1617	ZE89-1619
FE350	14-22	ZE89-1610	ZE89-1612	ZE89-1617	ZE89-1619
FX350	17-22	ZE89-1610	ZE89-1612	ZE89-1617	ZE89-1619

Bike	Year	Red	Blue	Orange	H-Blue
GASGAS					
MC250F	21-22	ZE89-1610	ZE89-1612	ZE89-1617	ZE89-1619
MC350F	22	ZE89-1610	ZE89-1612	ZE89-1617	ZE89-1619
EC250F	21	ZE89-1610	ZE89-1612	ZE89-1617	ZE89-1619
EC350F	21-22	ZE89-1610	ZE89-1612	ZE89-1617	ZE89-1619
EX250F	21-22	ZE89-1610	ZE89-1612	ZE89-1617	ZE89-1619
EX350F	21-22	ZE89-1610	ZE89-1612	ZE89-1617	ZE89-1619



ZETA

OIL FILLER PLUG

- CNC machined oil filler cap.
- Hex head design for easy operation with a wrench.
- Includes safety wire holes to prevent mispaced part.
- Available in anodized colors of red, blue, H-blue, black and orange.
- Laser printed ZETA logo.

Bike	Year	Red	Blue	Black
HONDA				
CR125R/250R	90-07	ZE89-2110	ZE89-2112	ZE89-2111
CRF150R	07-22	ZE89-2110	ZE89-2112	ZE89-2111
CRF250R	04-17	ZE89-2110	ZE89-2112	ZE89-2111
	18-22	ZE89-2120	-	-
CRF450R	02-16	ZE89-2110	ZE89-2112	ZE89-2111
CRF450R	21-22	ZE89-2120	-	-
CRF250RX	19-22	ZE89-2120	-	-
CRF450RX	21-22	ZE89-2120	-	-
CRF450X	05-17	ZE89-2110	ZE89-2112	ZE89-2111
MONKEY125	19-21	ZE89-2110	ZE89-2112	ZE89-2111
CT125	20	ZE89-2110	ZE89-2112	ZE89-2111
TRAIL125	21	ZE89-2110	ZE89-2112	ZE89-2111
CRM250R/AR	89-98	ZE89-2110	ZE89-2112	ZE89-2111
CRF250L/M	12-21	ZE89-2110	ZE89-2112	ZE89-2111
CRF250L(S)	21	ZE89-2110	ZE89-2112	ZE89-2111
CRF250RALLY	17-21	ZE89-2110	ZE89-2112	ZE89-2111
CRF250RALLY(S)	21	ZE89-2110	ZE89-2112	ZE89-2111
CRF300L	21	ZE89-2110	ZE89-2112	ZE89-2111
CRF300L RALLY	21	ZE89-2110	ZE89-2112	ZE89-2111
CRF1000L	16-19	ZE89-2110	ZE89-2112	ZE89-2111
CRF1100L	20-21	ZE89-2110	ZE89-2112	ZE89-2111
AFRICA TWIN /DCT				
CRF1100L				
AFRICA TWIN				
ADV SPORTS ES/	20-21	ZE89-2110	ZE89-2112	ZE89-2111
DCT				
TRX450R/RX	04-09	ZE89-2110	ZE89-2112	ZE89-2111
YAMAHA				
YZ65	18-22	ZE89-2110	ZE89-2112	ZE89-2111
YZ80/85	98-21	ZE89-2110	ZE89-2112	ZE89-2111
YZ125	97-22	ZE89-2110	ZE89-2112	ZE89-2111
YZ250	99-22	ZE89-2110	ZE89-2112	ZE89-2111
YZ250F	01-22	ZE89-2110	ZE89-2112	ZE89-2111
YZ450F	03-22	ZE89-2110	ZE89-2112	ZE89-2111
YZ125X	17-22	ZE89-2110	ZE89-2112	ZE89-2111
YZ250X	16-22	ZE89-2110	ZE89-2112	ZE89-2111
YZ250FX	15-22	ZE89-2110	ZE89-2112	ZE89-2111
YZ450FX	16-22	ZE89-2110	ZE89-2112	ZE89-2111
WR250F	03-22	ZE89-2110	ZE89-2112	ZE89-2111
WR450F	03-22	ZE89-2110	ZE89-2112	ZE89-2111
SEROW225	99-04	ZE89-2110	ZE89-2112	ZE89-2111
SEROW250	05-20	ZE89-2210	ZE89-2212	-
TRICKER	04-18	ZE89-2210	ZE89-2212	-
WR250R/X	07-20	ZE89-2110	ZE89-2112	ZE89-2111
XT250X	06-17	ZE89-2210	ZE89-2212	-
YFZ450	04-09	ZE89-2110	ZE89-2112	ZE89-2111
KAWASAKI				
KX250	05-08	ZE89-2310	ZE89-2312	-
KX250F	04-18	ZE89-2310	ZE89-2312	-
KX250	19-22	ZE89-2310	ZE89-2312	-
KX450F	06-18	ZE89-2310	ZE89-2312	-
KX450	19-22	ZE89-2310	ZE89-2312	-
KX250X/450X	21-22	ZE89-2310	ZE89-2312	-
KLX300R	97-20	ZE89-2110	ZE89-2112	ZE89-2111
KLX450R	08-15	ZE89-2310	ZE89-2312	-
KLX230	20-21	ZE89-2110	ZE89-2112	ZE89-2111
KLX230R	20-21	ZE89-2110	ZE89-2112	ZE89-2111
D-TRACKER	98-16	ZE89-2110	ZE89-2112	ZE89-2111
KLX250/ES/SR	93-20	ZE89-2110	ZE89-2112	ZE89-2111
VERSYS650	07-17	ZE89-2110	ZE89-2112	ZE89-2111
VERSYS1000/SE	12-20	ZE89-2110	ZE89-2112	ZE89-2111
KFX450R	08-09	ZE89-2310	ZE89-2312	-
SUZUKI				
RM80/85	01-17	ZE89-2210	ZE89-2212	-
RM125/250	01-08	ZE89-2210	ZE89-2212	-
RM-Z250	04-06	ZE89-2310	ZE89-2312	-
RM-Z250	07-22	ZE89-2210	ZE89-2212	-
RM-Z450	05-22	ZE89-2210	ZE89-2212	-
RMX450Z	10-19	ZE89-2210	ZE89-2212	-
250SB	02-06	ZE89-2110	ZE89-2112	ZE89-2111
V-STORM250	17	ZE89-2110	ZE89-2112	ZE89-2111
V-STORM650/XT	04-17	ZE89-2110	ZE89-2112	ZE89-2111
V-STORM1000/XT	04-17	ZE89-2110	ZE89-2112	ZE89-2111
LT-R450	06-09	ZE89-2210	ZE89-2212	-

Bike	Year	Red	Blue	Orange	H-Blue
KTM					
50/65SX	-22	ZE89-2410	-	ZE89-2416	ZE89-2419
85/105SX/SXS/XC	03-22	ZE89-2410	-	ZE89-2416	ZE89-2419
125-300 2STROKE	-22	ZE89-2410	-	ZE89-2416	ZE89-2419
250-690 4STROKE	-22	ZE89-2410	-	ZE89-2416	ZE89-2419
HUSQVARNA					
TC50/65	17-22	ZE89-2410	-	ZE89-2416	ZE89-2419
TC85	14-22	ZE89-2410	-	ZE89-2416	ZE89-2419
TC125	14-22	ZE89-2410	-	ZE89-2416	ZE89-2419
TC250	09-13	ZE89-2310	ZE89-2312	-	-
	14-22	ZE89-2410	-	ZE89-2416	ZE89-2419
FC250-450	14-22	ZE89-2410	-	ZE89-2416	ZE89-2419
TE125	14-16	ZE89-2410	-	ZE89-2416	ZE89-2419
TE150/I	17-22	ZE89-2410	-	ZE89-2416	ZE89-2419
TE250/I	09-13	ZE89-2310	ZE89-2312	-	-
	14-22	ZE89-2410	-	ZE89-2416	ZE89-2419
TE300/I	14-22	ZE89-2410	-	ZE89-2416	ZE89-2419
FE250-501	14-22	ZE89-2410	-	ZE89-2416	ZE89-2419
TX125	17-19	ZE89-2410	-	ZE89-2416	ZE89-2419
TX300/I	17-22	ZE89-2410	-	ZE89-2416	ZE89-2419
FX350/450	17-22	ZE89-2410	-	ZE89-2416	ZE89-2419
SM250R	09	ZE89-2310	ZE89-2312	-	-
FS450	15-22	ZE89-2410	-	ZE89-2416	ZE89-2419
701 ENDURO/ SUPERMOTO	16-21	ZE89-2410	-	ZE89-2416	ZE89-2419
701 ENDURO LR	20	ZE89-2410	-	ZE89-2416	ZE89-2419
GASGAS					
MC50	21-22	ZE89-2410	-	ZE89-2416	ZE89-2419
MC65	21-22	ZE89-2410	-	ZE89-2416	ZE89-2419
MC85	21-22	ZE89-2410	-	ZE89-2416	ZE89-2419
MC125	21-22	ZE89-2410	-	ZE89-2416	ZE89-2419
MC250	22	ZE89-2410	-	ZE89-2416	ZE89-2419
MC250F	21-22	ZE89-2410	-	ZE89-2416	ZE89-2419
MC350F	22	ZE89-2410	-	ZE89-2416	ZE89-2419
MC450F	21-22	ZE89-2410	-	ZE89-2416	ZE89-2419
EC250	21-22	ZE89-2410	-	ZE89-2416	ZE89-2419
EC300	21-22	ZE89-2410	-	ZE89-2416	ZE89-2419
EC250F	21-22	ZE89-2410	-	ZE89-2416	ZE89-2419
EC350F	21-22	ZE89-2410	-	ZE89-2416	ZE89-2419
EX250	22	ZE89-2410	-	ZE89-2416	ZE89-2419
EX300	21-22	ZE89-2410	-	ZE89-2416	ZE89-2419
EX250F	21-22	ZE89-2410	-	ZE89-2416	ZE89-2419
EX350F	21-22	ZE89-2410	-	ZE89-2416	ZE89-2419
EX450F	21-22	ZE89-2410	-	ZE89-2416	ZE89-2419



CONTROL



LEVER



HANDLEBAR
ACCESSORIES



HAND
GUARD



BODY
GUARD



BODY
PARTS



FOOT
PARTS



SUSPENSION



ACCESSORIES



CARBON



Bike	Year	Color		
		Red	Blue	Black
HONDA				
CR80R/85R	96-07	ZE89-5045	-	-
CR125/250R	02-07	ZE89-5015	ZE89-5014	-
CRF150R	07-22	ZE89-5015	ZE89-5014	-
CRF250R	04-22	ZE89-5015	ZE89-5014	-
CRF450R	02-22	ZE89-5015	ZE89-5014	-
CRF250RX	19-22	ZE89-5015	ZE89-5014	-
CRF450RX	17-22	ZE89-5015	ZE89-5014	-
CRF450L	19-20	ZE89-5015	ZE89-5014	-
CRF450RL	21-22	ZE89-5015	ZE89-5014	-
CRF250X	04-17	ZE89-5015	ZE89-5014	-
CRF450X	05-22	ZE89-5015	ZE89-5014	-
CRF250F	19-22	ZE89-5015	ZE89-5014	-
CRM250R/AR	89-98	ZE89-5045	-	-
CT125	20	ZE89-5045	-	-
TRAIL125	21	ZE89-5045	-	-
CRF150L	18	ZE89-5045	-	-
CRF250L/M	12-21	ZE89-5045	-	-
CRF250L(S)	21	ZE89-5045	-	-
CRF250RALLY	17-21	ZE89-5045	-	-
CRF250RALLY(S)	21	ZE89-5045	-	-
CRF300L	21	ZE89-5045	-	-
CRF300L RALLY	21	ZE89-5045	-	-
XR50/XR100MOTARD	05-07	ZE89-5045	-	-
XR230/MOTARD	05-12	ZE89-5045	-	-
XR250/MOTARD	95-07	ZE89-5045	-	-
XR400MOTARD	05-08	ZE89-5045	-	-
XR650R	00-07	ZE89-5045	-	-
TRX450R/ER	04-09	ZE89-5045	-	-
TRX400EX	00-08	ZE89-5045	-	-
YAMAHA				
YZ65	18-22	-	ZE89-5034	ZE89-5030
YZ80/85	94-21	-	ZE89-5034	ZE89-5030
YZ125/250	03-22	ZE89-5135	ZE89-5134	-
YZ250F/450F	03-22	ZE89-5135	ZE89-5134	-
YZ125X	17-22	ZE89-5135	ZE89-5134	-
YZ250X	16-22	ZE89-5135	ZE89-5134	-
YZ250FX	15-22	ZE89-5135	ZE89-5134	-
YZ450FX	16-22	ZE89-5135	ZE89-5134	-
WR250F	03-22	ZE89-5135	ZE89-5134	-
WR450F	03-22	ZE89-5135	ZE89-5134	-
SEROW225/W/WE	93-04	-	ZE89-5034	ZE89-5030
SEROW250	05-20	-	ZE89-5034	ZE89-5030
TRICKER	04-18	-	ZE89-5034	ZE89-5030
WR250R/X	07-20	ZE89-5155	ZE89-5154	-
XT250X	06-17	-	ZE89-5034	ZE89-5030
YFZ450	04-10	-	ZE89-5034	ZE89-5030
RAPTER700R	06-09	-	ZE89-5034	ZE89-5030
RAPTER660R	01-05	-	ZE89-5034	ZE89-5030
RAPTER350	04-09	-	ZE89-5034	ZE89-5030
KAWASAKI				
KX65	03-22	ZE89-5125	ZE89-5124	-
KX80/85/100	98-22	ZE89-5115	ZE89-5114	-
KX112	22	ZE89-5115	ZE89-5114	-
KX125	02	ZE89-5125	ZE89-5124	-
	03-08	ZE89-5115	ZE89-5114	-
KX250	03-04	ZE89-5115	ZE89-5114	-
	05-08	ZE89-5125	ZE89-5124	-
KX250F	04-18	ZE89-5125	ZE89-5124	-
KX250	19-22	ZE89-5125	ZE89-5124	-
KX450F	06-18	ZE89-5125	ZE89-5124	-
KX450	19-22	ZE89-5125	ZE89-5124	-
KX250X/450X	21-22	ZE89-5125	ZE89-5124	-
KLX300R	20	ZE89-5125	ZE89-5124	-
KLX450R	08-15	ZE89-5125	ZE89-5124	-
D-TRACKER125	10-16	ZE89-5115	ZE89-5114	-
KLX125	10-16	ZE89-5115	ZE89-5114	-
KLX150BF	16-17	ZE89-5115	ZE89-5114	-
KLX150L	15-18	ZE89-5115	ZE89-5114	-
KLX150S	09-13	ZE89-5115	ZE89-5114	-
KLX230	20-21	ZE89-5115 #	ZE89-5114 #	-
KLX230R	20-21	ZE89-5115 #	ZE89-5114 #	-
D-TRACKER	98-16	ZE89-5115	ZE89-5114	-
KLX250	93-20	ZE89-5115	ZE89-5114	-
KFX450R	08-10	ZE89-5125	ZE89-5124	-
VERSYS-X250/TOURER	17-20	-	ZE89-5034	-
SUZUKI				
RM80/85	98-17	ZE89-5115	ZE89-5114	-
RM125/250	01-13	ZE89-5115	ZE89-5114	-
	04-06	ZE89-5125	ZE89-5124	-
RM-Z250	07-18	ZE89-5135	ZE89-5134	-
	19-22	ZE89-5135 #	ZE89-5134 #	-
RM-Z450	05-17	ZE89-5135 #	ZE89-5134 #	-
	18-22	ZE89-5135	ZE89-5134	-
RMX450Z	10-19	ZE89-5135	ZE89-5134	-
RMX250S/R	93-98	ZE89-5115	ZE89-5114	-
DR-Z400S/R	00-19	ZE89-5115	ZE89-5114	-
DR-Z400SM	05-19	ZE89-5115	ZE89-5114	-
250SB	02-06	ZE89-5115	ZE89-5114	-
LT-R450	06-09	ZE89-5115	ZE89-5114	-
BETA				
RR2T 250-300	13-18	ZE89-5125	ZE89-5124	-
RR4T 350-500	13-18	ZE89-5125	ZE89-5124	-
X-TRAINER	15-18	ZE89-5125	ZE89-5124	-

When the brake pedal is set higher than the standard, there is a limit from the stock adjustment range.



ZETA REAR BRAKE CLEVIS

- The high rigid and light weight design, provides better control of the rear brake.
- Made of CNC machined 7000 grade aluminum.
- Comes with a specially designed stainless steel pin.
- Available in red and blue anodized colors.



CT125 / TRAIL125



YZ450F



SEROW250

CONTROL



LEVER



HANDLEBAR ACCESSORIES



HAND GUARD



BODY GUARD



BODY PARTS



FOOT PARTS



SUSPENSION



ACCESSORIES



CARBON



Bike	Year	Color	Part #
HONDA			
CRF250R	04-22	Red	ZE90-7012
CRF450R	05-22	Red	ZE90-7012
CRF250RX	19-22	Red	ZE90-7012
CRF450RX	17-22	Red	ZE90-7012
CRF250L/M	12-20	Red	ZE90-7022
CRF250RALLY	17-20	Red	ZE90-7022
CRF1000L/DCT	16-19	Red	ZE90-7082
CRF1100L AFRICA TWIN /DCT	20-21	Red	ZE90-7082
CRF1100L AFRICA TWIN ADV SPORTS ES/DCT	20-21	Red	ZE90-7082
YAMAHA			
YZ125	05-22	Blue	ZE90-7316
YZ250	05-22	Blue	ZE90-7316
YZ250F	10-22	Blue	ZE90-7326
YZ450F	19-22	Blue	ZE90-7336
YZ125X	17-22	Blue	ZE90-7316
YZ250X	16-22	Blue	ZE90-7316
YZ250FX	15-22	Blue	ZE90-7326
YZ450FX	16-22	Blue	ZE90-7336
WR250F	15-22	Blue	ZE90-7326
WR450F	12-22	Blue	ZE90-7336
WR250R/X	07-20	Blue	ZE90-7346
SEROW250	05-20	Black	ZE90-7350
TRICKER	04-18	Black	ZE90-7350
XT250X	06-17	Black	ZE90-7350
XT250	08-22	Black	ZE90-7350
KAWASAKI			
KX250F	06-18	Red	ZE90-7112
KX250	19-20	Red	ZE90-7112
KX450F	16-18	Red	ZE90-7122
KX450	19-20	Red	ZE90-7122
KLX300R	20	Red	ZE90-7182
KLX250/D-TRACKER	01-20	Red	ZE90-7182
SUZUKI			
RMZ250	13-18	Red	ZE90-7212
RMZ450	08-22	Red	ZE90-7222
RMX450Z	10-19	Red	ZE90-7222
250SB	02-06	Red	ZE90-7182
DRZ400S/SM	00-19	Red	ZE90-7282

Bike	Year	Color			
		Red	Blue	Orange	H-Blue
KTM					
125EXC	11-16	-	ZE90-7416	ZE90-7413	-
125SX	11-15	-	ZE90-7416	ZE90-7413	-
125SX	16-22	ZE90-7422	-	ZE90-7423	ZE90-7429
125XC	21-22	ZE90-7422	-	ZE90-7423	ZE90-7429
125XC-W	17	ZE90-7422	-	ZE90-7423	ZE90-7429
150SX/XC	11-15	-	ZE90-7416	ZE90-7413	-
150SX/XC-W/XC-W TPI	16-22	ZE90-7422	-	ZE90-7423	ZE90-7429
200EXC/XC/XC-W	01-16	-	ZE90-7416	ZE90-7413	-
250SX	11-16	-	ZE90-7416	ZE90-7413	-
250SX-F/XC-F	11-15	-	ZE90-7416	ZE90-7413	-
250SX-F/XC-F	16-22	ZE90-7422	-	ZE90-7423	ZE90-7429
250EXC-F/XCF-W	11-16	-	ZE90-7416	ZE90-7413	-
250EXC-F	17-19	ZE90-7422	-	ZE90-7423	ZE90-7429
300XC/XC-W	11-16	-	ZE90-7416	ZE90-7413	-
350SX-F/XC-F	11-15	-	ZE90-7416	ZE90-7413	-
350SX-F/XC-F	16-22	ZE90-7422	-	ZE90-7423	ZE90-7429
350EXC-F/XCF-W	11-16	-	ZE90-7416	ZE90-7413	-
350EXC-F/XCF-W	17-19	ZE90-7422	-	ZE90-7423	ZE90-7429
450SX-F/XC-F	11-15	-	ZE90-7416	ZE90-7413	-
450SX-F	16-22	ZE90-7422	-	ZE90-7423	ZE90-7429
450EXC/XC-W	12-16	-	ZE90-7416	ZE90-7413	-
450EXC-F	17-22	ZE90-7422	-	ZE90-7423	ZE90-7429
500EXC/XC-W	12-16	-	ZE90-7416	ZE90-7413	-
500EXC-F/XCF-W	17-22	ZE90-7422	-	ZE90-7423	ZE90-7429
HUSQVARNA					
TC125	16-22	ZE90-7422	-	ZE90-7423	ZE90-7429
TC250	14-16	-	ZE90-7416	ZE90-7413	-
FC250/350/450	14-15	-	ZE90-7416	ZE90-7413	-
FC250/350/450	16-22	ZE90-7422	-	ZE90-7423	ZE90-7429
TX125	17-19	ZE90-7422	-	ZE90-7423	ZE90-7429
FX350/450	17-22	ZE90-7422	-	ZE90-7423	ZE90-7429
TE150/I	17-21	ZE90-7422	-	ZE90-7423	ZE90-7429
TE250/300	14-16	-	ZE90-7416	ZE90-7413	-
FE250-501	14-16	-	ZE90-7416	ZE90-7413	-
FE250/350	17-19	ZE90-7422	-	ZE90-7423	ZE90-7429
FE450/501	17-21	ZE90-7422	-	ZE90-7423	ZE90-7429
FS450	15	-	ZE90-7416	ZE90-7413	-
FS450	16-22	ZE90-7422	-	ZE90-7423	ZE90-7429
GASGAS					
MC125	21-22	ZE90-7422	-	ZE90-7423	ZE90-7429
MC250F	21-22	ZE90-7422	-	ZE90-7423	ZE90-7429
MC350F	22	ZE90-7422	-	ZE90-7423	ZE90-7429
EX250F	21-22	ZE90-7422	-	ZE90-7423	ZE90-7429
EX350F	21-22	ZE90-7422	-	ZE90-7423	ZE90-7429
MC450F	21-22	ZE90-7422	-	ZE90-7423	ZE90-7429
EX450F	21-22	ZE90-7422	-	ZE90-7423	ZE90-7429

Replacement Tip Mount



Replacement Pin Set



TRIGGER



TRIGGER BRAKE PEDAL

- Brake arm is made of forged A2014 aluminum for durability.
- Black anodized finish with laser print logo.
- Made of CNC machined 7000 grade aluminum.
- Bolt, pin and spring are made of stainless steel for less corrosion.
- Comes with brake saver.



Thin tip design to prevent it from hitting the ground. Designed to prevent sand and mud from entering the tip folding area from front and side of brake tips. Pins are designed for sensitive pedal control and traction.



REVOLVER SHIFT



Monkey 125

Remove shift linkage and install this shift lever, provide more secure and direct shifting.

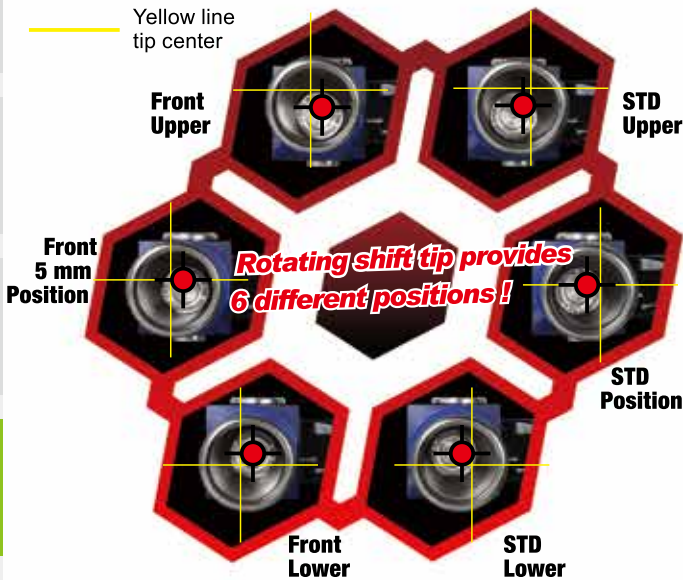
* Neutral position will be sensitive.

ZETA

REVOLVER SHIFT LEVER

- Revolving adjustable shift tip design provides 6 different positions to suit most riders.
- Rotating shift tip provides 6 different positions, offers a more sensitive shift position adjustment.
- Shift arm is made of A2014 forged aluminum for durability.
- Forged arm is anodized black with ZETA laser print logo.
- Foldable shift tip is made of CNC aluminum with knurled finish for better shift grip.
- Shift tip is color anodized with ZETA laser print logo.
- Replacement shift tips and tip mounts are available.

NOTE : After selecting the desired tip position, apply a thread Locking agent and tighten firmly.



Straight type



Offset type

Replacement Tip Mount

Part #	Color	Description
ZE90-3900	Black	Straight type
ZE90-3902	Red	
ZE90-3906	Blue	
ZE90-3912	Red	Offset type
ZE90-3913	Orange	
ZE90-3916	Blue	
ZE90-3919	H-Blue	



YZ125X



MONKEY125



CRF1000L



YZ250X



Shift tip is color anodized with ZETA laser print logo.

Black anodized finish forged arm with laser print logo.



Aluminium Shift tip

Replacement Shift Tip

Part #	Size	Material
ZE90-3920	23 mm	Aluminium
ZE90-3930	28 mm	



Stainless Shift tip

Option Shift Tip

Part #	Size	Material
ZE90-3940	23 mm	Stainless
ZE90-3950	28 mm	

CONTROL



LEVER



HANDLEBAR ACCESSORIES



HAND GUARD



BODY GUARD



BODY PARTS



FOOT PARTS



SUSPENSION



ACCESSORIES



CARBON



NOTE: When replacing the tip mount, be sure to use the same type as shown on the compatibility table. If you install the incorrect type, it may interfere with the engine case cover.

RACER Application

Bike	Year	Color	Part #	Replacement Tip	Replacement Tip Mount
HONDA					
CR80R/85R	96-07	Red	ZE90-3042	ZE90-3920	ZE90-3902
		Red	ZE90-3012	ZE90-3920	ZE90-3902
CRF150R	07-22	Black	ZE90-3010	ZE90-3920	ZE90-3900
	04-09	Red	ZE90-3052	ZE90-3920	ZE90-3900
CRF250R	10-17	Red	ZE90-3022	ZE90-3920	ZE90-3902
	18-22	Red	ZE90-3062	ZE90-3930	ZE90-3912
CRF450R	07-16	Red	ZE90-3032	ZE90-3930	ZE90-3912
	17-22	Red	ZE90-3062	ZE90-3930	ZE90-3912
CRF250RX	19-22	Red	ZE90-3062	ZE90-3930	ZE90-3912
CRF450RX	17-22	Red	ZE90-3062	ZE90-3930	ZE90-3912
CRF450L	19-20	Red	ZE90-3062	ZE90-3930	ZE90-3912
CRF450RL	21-22	Red	ZE90-3062	ZE90-3930	ZE90-3912
CRF250X	04-17	Red	ZE90-3052	ZE90-3920	ZE90-3902
CRF450X	19-22	Red	ZE90-3062	ZE90-3930	ZE90-3912
CRF50F/70F(Standard)	04-17	Red	ZE90-3502	ZE90-3930	ZE90-3902
CRF50F/70F(10mm Long)	04-17	Red	ZE90-3512	ZE90-3930	ZE90-3912
CRF125F	14-18	Red	ZE90-3512	ZE90-3930	ZE90-3912
XR250R(ME06/ME08)	93-04	Red	ZE90-3532	ZE90-3920	ZE90-3902
XR400R	96-04	Red	ZE90-3532	ZE90-3920	ZE90-3902
YAMAHA					
YZ85	07-21	Blue	ZE90-3306	ZE90-3920	ZE90-3906
YZ125/250	06-22	Blue	ZE90-3316	ZE90-3920	ZE90-3906
YZ250F	06-13	Blue	ZE90-3336	ZE90-3920	ZE90-3916
	14-22	Blue	ZE90-3326	ZE90-3930	ZE90-3916
YZ450F(10mmLong)	06-13	Blue	ZE90-3336	ZE90-3920	ZE90-3916

Bike	Year	Color	Part #	Replacement Tip	Replacement Tip Mount
YZ2450F	14-22	Blue	ZE90-3326	ZE90-3930	ZE90-3916
YZ125X	17-22	Blue	ZE90-3316	ZE90-3920	ZE90-3906
YZ250X	16-22	Blue	ZE90-3316	ZE90-3920	ZE90-3906
YZ250FX	15-19	Blue	ZE90-3356	ZE90-3920	ZE90-3916
	20-22	Blue	ZE90-3326	ZE90-3930	ZE90-3916
YZ450FX	16-22	Blue	ZE90-3326	ZE90-3930	ZE90-3916
	07-13	Blue	ZE90-3336	ZE90-3920	ZE90-3916
WR250F	15-19	Blue	ZE90-3356	ZE90-3920	ZE90-3916
	20-22	Blue	ZE90-3326	ZE90-3930	ZE90-3916
	07-15	Blue	ZE90-3336	ZE90-3920	ZE90-3916
WR450F	16-22	Blue	ZE90-3326	ZE90-3930	ZE90-3916
TTR50E(Standard)	06-16	Blue	ZE90-3506	ZE90-3930	ZE90-3906
TTR50E(10mmLong)	06-16	Blue	ZE90-3516	ZE90-3930	ZE90-3916
KAWASAKI					
KX250F	09-18	Red	ZE90-3112	ZE90-3920	ZE90-3912
KX250	19-22	Red	ZE90-3112	ZE90-3920	ZE90-3912
KX250X	21-22	Red	ZE90-3112	ZE90-3920	ZE90-3912
KX450F	09-18	Red	ZE90-3122	ZE90-3920	ZE90-3902
KX450	19-22	Red	ZE90-3122	ZE90-3920	ZE90-3902
KX450X	21-22	Red	ZE90-3122	ZE90-3920	ZE90-3902
KLX300R	20	Red	ZE90-3142	ZE90-3920	ZE90-3902
SUZUKI					
RMZ250	07-22	Red	ZE90-3212	ZE90-3930	ZE90-3902
RMZ450	08-22	Red	ZE90-3222	ZE90-3920	ZE90-3902
RMX250R	89-98	Red	ZE90-3242	ZE90-3920	ZE90-3902

Bike	Year	Part # Color				Replacement Tip	Replacement Tip Mount Color			
		Red	Blue	Orange	H-Blue		Red	Blue	Orange	H-Blue
KTM										
85SX	03-17	-	ZE90-3406	ZE90-3403	ZE90-3920	-	ZE90-3916	ZE90-3913	-	-
125SX/EXC	01-15	ZE90-3412	-	ZE90-3413	ZE90-3419	ZE90-3920	ZE90-3912	ZE90-3916	ZE90-3913	ZE90-3919
125SX	16	ZE90-3432	-	ZE90-3433	ZE90-3439	ZE90-3920	ZE90-3912	ZE90-3916	ZE90-3913	ZE90-3919
125SX/EXC/XC-W	17-22	-	ZE90-3446	ZE90-3443	-	ZE90-3920	-	ZE90-3916	ZE90-3913	-
125XC	21-22	-	ZE90-3446	ZE90-3443	ZE90-3920	-	ZE90-3916	ZE90-3913	-	-
150SX/XC	09-15	ZE90-3412	-	ZE90-3413	ZE90-3419	ZE90-3920	ZE90-3912	ZE90-3916	ZE90-3913	ZE90-3919
150SX/XC-W/XC-W TPI	17-22	-	ZE90-3446	ZE90-3443	-	ZE90-3920	-	ZE90-3916	ZE90-3913	-
200EXC	01-16	ZE90-3412	-	ZE90-3413	ZE90-3419	ZE90-3920	ZE90-3912	ZE90-3916	ZE90-3913	ZE90-3919
200SX/IMXC	01-04	ZE90-3412	-	ZE90-3413	ZE90-3419	ZE90-3920	ZE90-3912	ZE90-3916	ZE90-3913	ZE90-3919
200XC/XC-W	06-15	ZE90-3412	-	ZE90-3413	ZE90-3419	ZE90-3920	ZE90-3912	ZE90-3916	ZE90-3913	ZE90-3919
250SX/EXC/EXC TPI/XC TPI/XC-W	17-22	ZE90-3412	-	ZE90-3413	ZE90-3419	ZE90-3920	ZE90-3912	ZE90-3916	ZE90-3913	ZE90-3919
250SX-F/XC-F	11-12	-	ZE90-3426	ZE90-3423	-	ZE90-3930	-	ZE90-3916	ZE90-3913	-
250SX-F/XC-F	13-22	ZE90-3412	-	ZE90-3413	ZE90-3419	ZE90-3920	ZE90-3912	ZE90-3916	ZE90-3913	ZE90-3919
250EXC-F/XCF-W	09-11	ZE90-3412	-	ZE90-3413	ZE90-3419	ZE90-3920	ZE90-3912	ZE90-3916	ZE90-3913	ZE90-3919
250EXC-F/XCF-W	12-16	-	ZE90-3426	ZE90-3423	-	ZE90-3930	-	ZE90-3916	ZE90-3913	-
250EXC-F	17-22	ZE90-3412	-	ZE90-3413	ZE90-3419	ZE90-3920	ZE90-3912	ZE90-3916	ZE90-3913	ZE90-3919
300XC/XC TPI/EXC/EXC TPI/XC-W/XC-W TPI	17-22	ZE90-3412	-	ZE90-3413	ZE90-3419	ZE90-3920	ZE90-3912	ZE90-3916	ZE90-3913	ZE90-3919
350SX-F/XC-F	11-22	ZE90-3412	-	ZE90-3413	ZE90-3419	ZE90-3920	ZE90-3912	ZE90-3916	ZE90-3913	ZE90-3919
350EXC-F/XCF-W	12-16	-	ZE90-3426	ZE90-3423	-	ZE90-3930	-	ZE90-3916	ZE90-3913	-
350SX-F/XCF-W	17-22	ZE90-3412	-	ZE90-3413	ZE90-3419	ZE90-3920	ZE90-3912	ZE90-3916	ZE90-3913	ZE90-3919
450SX	03-06	ZE90-3412	-	ZE90-3413	ZE90-3419	ZE90-3920	ZE90-3912	ZE90-3916	ZE90-3913	ZE90-3919
450SX-S-F	07-08	ZE90-3412	-	ZE90-3413	ZE90-3419	ZE90-3920	ZE90-3912	ZE90-3916	ZE90-3913	ZE90-3919
450SX-F	07-12	ZE90-3412	-	ZE90-3413	ZE90-3419	ZE90-3920	ZE90-3912	ZE90-3916	ZE90-3913	ZE90-3919
450XC-F	08-09	ZE90-3412	-	ZE90-3413	ZE90-3419	ZE90-3920	ZE90-3912	ZE90-3916	ZE90-3913	ZE90-3919
450SX-F/XC-F	13-15	-	ZE90-3426	ZE90-3423	-	ZE90-3930	-	ZE90-3916	ZE90-3913	-
450SX-F/XC-F	16-22	ZE90-3432	-	ZE90-3433	ZE90-3439	ZE90-3920	ZE90-3912	ZE90-3916	ZE90-3913	ZE90-3919
450EXC	03-16	-	ZE90-3426	ZE90-3423	-	ZE90-3930	-	ZE90-3916	ZE90-3913	-
450EXC-F	17-22	ZE90-3432	-	ZE90-3433	ZE90-3439	ZE90-3920	ZE90-3912	ZE90-3916	ZE90-3913	ZE90-3919
450XC-W	07-15	-	ZE90-3426	ZE90-3423	-	ZE90-3930	-	ZE90-3916	ZE90-3913	-
500EXC	12-16	-	ZE90-3426	ZE90-3423	-	ZE90-3930	-	ZE90-3916	ZE90-3913	-
500EXC-F/XCF-W	17-22	ZE90-3432	-	ZE90-3433	ZE90-3439	ZE90-3920	ZE90-3912	ZE90-3916	ZE90-3913	ZE90-3919
500XC-W	12-16	-	ZE90-3426	ZE90-3423	-	ZE90-3930	-	ZE90-3916	ZE90-3913	-
500SX-F	07-08	ZE90-3412	-	ZE90-3413	ZE90-3419	ZE90-3920	ZE90-3912	ZE90-3916	ZE90-3913	ZE90-3919
500XC-F	08-09	ZE90-3412	-	ZE90-3413	ZE90-3419	ZE90-3920	ZE90-3912	ZE90-3916	ZE90-3913	ZE90-3919
690 ENDURO R	14-18	ZE90-3432	-	ZE90-3433	ZE90-3439	ZE90-3920	ZE90-3912	ZE90-3916	ZE90-3913	ZE90-3919
HUSQVARNA										
TC85	15-17	-	ZE90-3406	ZE90-3403	ZE90-3920	-	ZE90-3916	ZE90-3913	-	-
TC125	14-15	ZE90-3412	-	ZE90-3413	ZE90-3419	ZE90-3920	ZE90-3912	ZE90-3916	ZE90-3913	ZE90-3919
TC125	16	ZE90-3432	-	ZE90-3433	ZE90-3439	ZE90-3920	ZE90-3912	ZE90-3916	ZE90-3913	ZE90-3919
TC125	17-22	-	ZE90-3446	ZE90-3443	-	ZE90-3920	-	ZE90-3916	ZE90-3913	-
TC250	17-22	ZE90-3412	-	ZE90-3413	ZE90-3419	ZE90-3920	ZE90-3912	ZE90-3916	ZE90-3913	ZE90-3919
FC250/350	14-22	ZE90-3412	-	ZE90-3413	ZE90-3419	ZE90-3920	ZE90-3912	ZE90-3916	ZE90-3913	ZE90-3919
FC450	14-15	-	ZE90-3426	ZE90-3423	-	ZE90-3930	-	ZE90-3916	ZE90-3913	-
FC450	16-22	ZE90-3432	-	ZE90-3433	ZE90-3439	ZE90-3920	ZE90-3912	ZE90-3916	ZE90-3913	ZE90-3919
TX125	17-19	-	ZE90-3446	ZE90-3443	-	ZE90-3920	-	ZE90-3916	ZE90-3913	-
FC250/350	14-22	ZE90-3412	-	ZE90-3413	ZE90-3419	ZE90-3920	ZE90-3912	ZE90-3916	ZE90-3913	ZE90-3919
FX360	17-22	ZE90-3412	-	ZE90-3413	ZE90-3419	ZE90-3920	ZE90-3912	ZE90-3916	ZE90-3913	ZE90-3919
FX450	17-22	ZE90-3432	-	ZE90-3433	ZE90-3439	ZE90-3920	ZE90-3912	ZE90-3916	ZE90-3913	ZE90-3919
TE125	14-16	ZE90-3412	-	ZE90-3413	ZE90-3419	ZE90-3920	ZE90-3912	ZE90-3916	ZE90-3913	ZE90-3919
TE150/I	17-22	-	ZE90-3446	ZE90-3443	-	ZE90-3920	-	ZE90-3916	ZE90-3913	-
TE250/I	17-22	ZE90-3412	-	ZE90-3413	ZE90-3419	ZE90-3920	ZE90-3912	ZE90-3916	ZE90-3913	ZE90-3919
TE300/I	17-22	ZE90-3412	-	ZE90-3413	ZE90-3419	ZE90-3920	ZE90-3912	ZE90-3916	ZE90-3913	ZE90-3919
FE250-501	14-16	-	ZE90-3426	ZE90-3423	-	ZE90-3930	-	ZE90-3916	ZE90-3913	-
FE250/350	17-22	ZE90-3412	-	ZE90-3413	ZE90-3419	ZE90-3920	ZE90-3912	ZE90-3916	ZE90-3913	ZE90-3919
FE450/501	17-22	ZE90-3432	-	ZE90-3433	ZE90-3439	ZE90-3920	ZE90-3912	ZE90-3916	ZE90-3913	ZE90-3919
FS450	15	-	ZE90-3426	ZE90-3423	-	ZE90-3930	-	ZE90-3916	ZE90-3913	-
FS450	16-22	ZE90-3432	-	ZE90-3433	ZE90-3439	ZE90-3920	ZE90-3912	ZE90-3916	ZE90-3913	ZE90-3919
701ENDURO/SUPERMOTO	16-21	ZE90-3432	-	ZE90-3433	ZE90-3439	ZE90-3920	ZE90-3912	ZE90-3916	ZE90-3913	ZE90-3919
701ENDURO LR	20	ZE90-3432	-	ZE90-3433	ZE90-3439	ZE90-3920	ZE90-3912	ZE90-3916	ZE90-3913	

ZETA

FORGED SHIFT LEVER

- Forged lever arm shift lever available from ZETA.
- Shift arm is made of A2014 forged aluminum for durability.
- Black anodized finish forged arm.
- Foldable shift tip is made of CNC aluminum with knurled finish for better shift grip.
- Shift tip is color anodized with ZETA laser print logo.
- Available for most motocross and dual sport models.



RACER Application

Bike	Year	Color	Part #
HONDA			
CR80R/85R	96-07	Red	ZE90-4042
CRF150R	07-22	Red	ZE90-4012
	04-09	Red	ZE90-4052
CRF250R	10-17	Red	ZE90-4022
	18-22	Red	ZE90-4062
CRF450R	07-16	Red	ZE90-4032
	17-22	Red	ZE90-4062
CRF250RX	19-22	Red	ZE90-4062
CRF450RX	17-22	Red	ZE90-4062
CRF450L	19-20	Red	ZE90-4062
CRF450RL	21-22	Red	ZE90-4062
CRF250X	04-17	Red	ZE90-4052
CRF450X	19-22	Red	ZE90-4062
CRF50F/70F(Standard)	04-17	Red	ZE90-4502
CRF50F/70F(10mm Long)	04-17	Red	ZE90-4512
CRF125F	14-18	Red	ZE90-4512
XR250R(ME06/ME08)	93-04	Red	ZE90-4532
XR400R	96-04	Red	ZE90-4532

Bike	Year	Color	Part #
YAMAHA			
YZ85	07-21	Blue	ZE90-4306
YZ125/250	08-22	Blue	ZE90-4316
	06-13	Blue	ZE90-4336
YZ250F	14-22	Blue	ZE90-4326
YZ450F(10mmLong)	06-13	Blue	ZE90-4336
YZ450F	14-22	Blue	ZE90-4326
YZ125X	17-22	Blue	ZE90-4316
YZ250X	16-22	Blue	ZE90-4316
YZ250FX	15-19	Blue	ZE90-4356
YZ450FX	20-22	Blue	ZE90-4326
WR250F	16-22	Blue	ZE90-4326
	07-13	Blue	ZE90-4336
	15-19	Blue	ZE90-4356
WR450F	20-22	Blue	ZE90-4326
	07-15	Blue	ZE90-4336
	16-22	Blue	ZE90-4326
TTR50E(Standard)	06-16	Blue	ZE90-4506
TTR50E(10mmLong)	06-16	Blue	ZE90-4516

Bike	Year	Color	Part #
KAWASAKI			
KX250F	09-18	Red	ZE90-4112
KX250	19-22	Red	ZE90-4112
KX250X	21-22	Red	ZE90-4112
KX450F	09-18	Red	ZE90-4122
KX450	19-22	Red	ZE90-4122
KX450X	21-22	Red	ZE90-4122
KLX300R	20	Red	ZE90-4142
SUZUKI			
RMZ250	07-22	Red	ZE90-4212
RMZ450	08-22	Red	ZE90-4222
RMX250R	89-98	Red	ZE90-4242

Bike	Year	Part #			
		Red	Blue	Orange	H-Blue
KTM					
85SX	03-17	-	ZE90-4406	ZE90-4403	-
125SX/EXC	01-15	ZE90-4412	ZE90-4416	ZE90-4413	ZE90-4419
125SX	16	ZE90-4432	ZE90-4436	ZE90-4433	ZE90-4439
125SX/EXC/XC-W	17-22	-	ZE90-4446	ZE90-4443	-
125XC	21-22	-	ZE90-4446	ZE90-4443	-
150SX/XC	09-15	ZE90-4412	ZE90-4416	ZE90-4413	ZE90-4419
150SX/XC-W/XC-W TPI	17-22	-	ZE90-4446	ZE90-4443	-
200EXC	01-16	ZE90-4412	ZE90-4416	ZE90-4413	ZE90-4419
200SX/MMXC	01-04	ZE90-4412	ZE90-4416	ZE90-4413	ZE90-4419
200XC/XC-W	06-15	ZE90-4412	ZE90-4416	ZE90-4413	ZE90-4419
250SX/EXC/EXC TPI/XC TPI/XC-W	17-22	ZE90-4412	ZE90-4416	ZE90-4413	ZE90-4419
250SX-F/XC-F	11-12	-	ZE90-4426	ZE90-4423	-
250SX-F/XC-F	13-22	ZE90-4412	ZE90-4416	ZE90-4413	ZE90-4419
250EXC-F/XCF-W	09-11	ZE90-4412	ZE90-4416	ZE90-4413	ZE90-4419
250EXC-F/XCF-W	12-16	-	ZE90-4426	ZE90-4423	-
250EXC-F	17-22	ZE90-4412	ZE90-4416	ZE90-4413	ZE90-4419
300XC/XC TPI/EXC/EXC TPI/XC-W/XC-W TPI	17-22	ZE90-4412	ZE90-4416	ZE90-4413	ZE90-4419
350SX-F/XC-F	11-22	ZE90-4412	ZE90-4416	ZE90-4413	ZE90-4419
350EXC-F/XCF-W	12-16	-	ZE90-4426	ZE90-4423	-
350EXC-F/XCF-W	17-22	ZE90-4412	ZE90-4416	ZE90-4413	ZE90-4419
450SX	03-06	ZE90-4412	ZE90-4416	ZE90-4413	ZE90-4419
450SXS-F	07-08	ZE90-4412	ZE90-4416	ZE90-4413	ZE90-4419
450SX-F	07-12	ZE90-4412	ZE90-4416	ZE90-4413	ZE90-4419
450XC-F	08-09	ZE90-4412	ZE90-4416	ZE90-4413	ZE90-4419
450SX-F/XC-F	13-15	-	ZE90-4426	ZE90-4423	-
450SX-F/XC-F	16-22	ZE90-4432	ZE90-4436	ZE90-4433	ZE90-4439
450EXC	03-16	-	ZE90-4426	ZE90-4423	-
450EXC-F	17-22	ZE90-4432	ZE90-4436	ZE90-4433	ZE90-4439
450XC-W	07-15	-	ZE90-4426	ZE90-4423	-
500EXC	12-16	-	ZE90-4426	ZE90-4423	-
500EXC-F/XCF-W	17-22	ZE90-4432	ZE90-4436	ZE90-4433	ZE90-4439
500XC-W	12-16	-	ZE90-4426	ZE90-4423	-
505SX-F	07-08	ZE90-4412	ZE90-4416	ZE90-4413	ZE90-4419
505XC-F	08-09	ZE90-4412	ZE90-4416	ZE90-4413	ZE90-4419
690 ENDURO R	14-18	ZE90-4432	ZE90-4436	ZE90-4433	ZE90-4439
HUSQVARNA					
TC85	15-17	-	ZE90-4406	ZE90-4403	-
	14-15	ZE90-4412	ZE90-4416	ZE90-4413	ZE90-4419
TC125	16	ZE90-4432	ZE90-4436	ZE90-4433	ZE90-4439
	17-22	-	ZE90-4446	ZE90-4443	-
TC250	17-22	ZE90-4412	ZE90-4416	ZE90-4413	ZE90-4419
FC250/350	14-22	ZE90-4412	ZE90-4416	ZE90-4413	ZE90-4419
FC450	14-15	-	ZE90-4426	ZE90-4423	-
	16-22	ZE90-4432	ZE90-4436	ZE90-4433	ZE90-4439

Bike	Year	Part #			
		Red	Blue	Orange	H-Blue
HUSQVARNA					
TX125	17-19	-	ZE90-4446	ZE90-4443	-
FC250/350	14-22	ZE90-4412	ZE90-4416	ZE90-4413	ZE90-4419
FX350	17-22	ZE90-4412	ZE90-4416	ZE90-4413	ZE90-4419
FX450	17-22	ZE90-4432	ZE90-4436	ZE90-4433	ZE90-4439
TE125	14-16	ZE90-4412	ZE90-4416	ZE90-4413	ZE90-4419
TE150/I	17-22	-	ZE90-4446	ZE90-4443	-
TE250/I	17-22	ZE90-4412	ZE90-4416	ZE90-4413	ZE90-4419
TE300/I	17-22	ZE90-4412	ZE90-4416	ZE90-4413	ZE90-4419
FE250-501	14-16	-	ZE90-4426	ZE90-4423	-
FE250/350	17-22	ZE90-4412	ZE90-4416	ZE90-4413	ZE90-4419
FE450/501	17-22	ZE90-4432	ZE90-4436	ZE90-4433	ZE90-4439
FS450	15	-	ZE90-4426	ZE90-4423	-
FS450	16-22	ZE90-4432	ZE90-4436	ZE90-4433	ZE90-4439
701ENDURO/SUPERMOTO	16-21	ZE90-4432	ZE90-4436	ZE90-4433	ZE90-4439
701ENDURO LR	20	ZE90-4432	ZE90-4436	ZE90-4433	ZE90-4439
GASGAS					
MC250	22	ZE90-4412	ZE90-4416	ZE90-4413	ZE90-4419
MC250F	21-22	ZE90-4412	ZE90-4416	ZE90-4413	ZE90-4419
MC350F	22	ZE90-4412	ZE90-4416	ZE90-4413	ZE90-4419
MC450F	21-22	ZE90-4432	ZE90-4436	ZE90-4433	ZE90-4439
EC250	21-22	ZE90-4412	ZE90-4416	ZE90-4413	ZE90-4419
EC300	21-22	ZE90-4412	ZE90-4416	ZE90-4413	ZE90-4419
EC250F	21-22	ZE90-4412	ZE90-4416	ZE90-4413	ZE90-4419
EC350F	21-22	ZE90-4412	ZE90-4416	ZE90-4413	ZE90-4419
EX250	22	ZE90-4412	ZE90-4416	ZE90-4413	ZE90-4419
EX300	21-22	ZE90-4412	ZE90-4416	ZE90-4413	ZE90-4419
EX250F	21-22	ZE90-4412	ZE90-4416	ZE90-4413	ZE90-4419
EX350F	21-22	ZE90-4412	ZE90-4416	ZE90-4413	ZE90-4419
EX450F	21-22	ZE90-4432	ZE90-4436	ZE90-4433	ZE90-4439

DUAL SPORTS Application

Bike	Year	Color	Part #
HONDA			
CRM50/80	93-97	Red	ZE90-4512
	93-97	Blue	ZE90-4516
CRM250R/AR	89-00	Red	ZE90-4522
XL250R/BAJA	87-94	Red	ZE90-4532
XR250/BAJA/MOTARD	95-07	Red	ZE90-4532
CRF250L/M	12-21	Red	ZE90-4042
CRF250L(S)	21	Red	ZE90-4042
CRF250RALLY	17-21	Red	ZE90-4042
CRF250RALLY(S)	21	Red	ZE90-4042
CRF300L	21	Red	ZE90-4042
CRF300L RALLY	21	Red	ZE90-4042
YAMAHA			
DT200WR	91-94	Red	ZE90-4502
	91-94	Blue	ZE90-4506
	97-00	Red	ZE90-4512
DT230LANZA	97-00	Blue	ZE90-4516
WR155R	20	Blue	ZE90-4306
WR250R/X	07-20	Blue	ZE90-4346
	82-84	Red	ZE90-4502
XT200	82-84	Blue	ZE90-4506
KAWASAKI			
KLX125,D-TRACKER125	10-16	Red	ZE90-4532
KLX150BF	16-17	Red	ZE90-4532
KLX150L	15-18	Red	ZE90-4532
KLX230	20-21	Red	ZE90-4012 #
KL250 SUPER SHERPA	97-07	Red	ZE90-4502
KL250 SUPER SHERPA	97-07	Blue	ZE90-4506
KLX250,D-TRACKER	01-20	Red	ZE90-4142
SUZUKI			
RMX250S	96-98	Red	ZE90-4242
250SB	02-06	Red	ZE90-4142
DR-Z400S/SM	00-19	Red	ZE90-4242



It is recommended to set in the stock position.

When lifted from the stock position, it will be close to the engine case.

CONTROL



LEVER



HANDLEBAR ACCESSORIES



HAND GUARD



BODY GUARD



BODY PARTS



FOOT PARTS



SUSPENSION



ACCESSORIES



CARBON





ALUMINUM FOOTPEG



Black

ZETA

ALUMINUM FOOT PEGS

- CNC machined A2014 forged aluminum foot peg.
- 57 mm width foot pegs provides better foot peg traction and control.
- Light weight design comes with beautiful anodized finish and Zeta laser print logo.
- SUS 304 stainless pins provides better grip.
- Available for recent MX bikes.



H-Blue

Blue

Green

Orange

Red

Bike	Year	Black	Red
HONDA			
CR125R/250R	02-07	ZE93-1020	ZE93-1022
CRF150R	07-22	ZE93-1020	ZE93-1022
CRF250R	04-22	ZE93-1020	ZE93-1022
CRF450R	02-22	ZE93-1020	ZE93-1022
CRF250RX	19-22	ZE93-1020	ZE93-1022
CRF450RX	17-22	ZE93-1020	ZE93-1022
CRF250X	04-17	ZE93-1020	ZE93-1022
CRF450X	05-22	ZE93-1020	ZE93-1022
CRF250L/M	12-21	ZE93-1020	ZE93-1022
CRF250L(S)	21	ZE93-1020	ZE93-1022
CRF250RALLY	17-21	ZE93-1020	ZE93-1022
CRF250RALLY(S)	21	ZE93-1020	ZE93-1022
CRF300L	21	ZE93-1020	ZE93-1022
CRF300RALLY	21	ZE93-1020	ZE93-1022
CRF450L	19-20	ZE93-1020	ZE93-1022
CRF450RL	21-22	ZE93-1020	ZE93-1022
CRF1000L AFRICA TWIN/DCT	18-19	ZE93-1020	ZE93-1022
CRF1100L AFRICA TWIN/DCT	20-21	ZE93-1020	ZE93-1022
CRF1100X	20-21	ZE93-1020	ZE93-1022
AFRICA TWIN ADV SPORTS ES/DCT	13-22	ZE93-1100	-
GROM	20-22	ZE93-1100	-
MONKEY125	20-22	ZE93-1100	-
YAMAHA			
YZ65	18-22	ZE93-1620	ZE93-1623
YZ85	02-21	ZE93-1620	ZE93-1623
YZ125	97-22	ZE93-1620	ZE93-1623
YZ250	98-22	ZE93-1620	ZE93-1623
YZ250F	01-16	ZE93-1620	ZE93-1623
	#1 17-22	ZE93-1620	ZE93-1623
YZ450F	03-15	ZE93-1620	ZE93-1623
	#1 16-22	ZE93-1620	ZE93-1623
YZ125X	17-22	ZE93-1620	ZE93-1623
YZ250X	16-22	ZE93-1620	ZE93-1623
YZ250FX	#1 15-22	ZE93-1620	ZE93-1623
YZ450FX	#1 16-22	ZE93-1620	ZE93-1623
WR250F	01-06	ZE93-1620	ZE93-1623
	#1 07-22	ZE93-1620	ZE93-1623
	03-15	ZE93-1620	ZE93-1623
WR450F	16-22	ZE93-1620	ZE93-1623
SEROW250	05-20	ZE93-1670	-
TRICKER	04-18	ZE93-1670	-
WR155R	20	ZE93-1670	-
WR250R/X	07-20	-	ZE93-1663
XT250	08-22	ZE93-1670	-
TENERE700	#3 20-21	ZE93-1620	ZE93-1623
KAWASAKI			
KX250F	09-18	ZE93-1220	ZE93-1224
KX250	19-22	ZE93-1220	ZE93-1224
KX450F	09-18	ZE93-1220	ZE93-1224
KX450	19-22	ZE93-1220	ZE93-1224
KX250X	21-22	ZE93-1220	ZE93-1224
KX450X	21-22	ZE93-1220	ZE93-1224

#1 Stock +5 mm

#2 Stock -5 mm

#3 D48-01-110 FOOT PEG SPRING PIN SET are required for fitting

Replacement Pin Set

Part #

[ZE90-1997](#)



Bike	Year	Black	Red	Blue	Orange	H-Blue
KTM						
65SX	09-22	ZE93-1810	-	-	ZE93-1817	ZE93-1819
85SX	13-17	ZE93-1810	-	-	ZE93-1817	ZE93-1819
	18-22	ZE93-1820	ZE93-1822	ZE93-1823	ZE93-1827	ZE93-1829
125SX/250-450SX-F	98-15	ZE93-1810	-	-	ZE93-1817	ZE93-1819
	16-22	ZE93-1820	ZE93-1822	ZE93-1823	ZE93-1827	ZE93-1829
250SX	98-16	ZE93-1810	-	-	ZE93-1817	ZE93-1819
	17-22	ZE93-1820	ZE93-1822	ZE93-1823	ZE93-1827	ZE93-1829
125-530 EXC/EXC-F	98-16	ZE93-1810	-	-	ZE93-1817	ZE93-1819
	#2 17-22	ZE93-1820	ZE93-1822	ZE93-1823	ZE93-1827	ZE93-1829
125-300XC	06-16	ZE93-1810	-	-	ZE93-1817	ZE93-1819
	17-22	ZE93-1820	ZE93-1822	ZE93-1823	ZE93-1827	ZE93-1829
250-450XC-F	08-15	ZE93-1810	-	-	ZE93-1817	ZE93-1819
	16-22	ZE93-1820	ZE93-1822	ZE93-1823	ZE93-1827	ZE93-1829
200-530XC-W/XCF-W	06-22	ZE93-1810	-	-	ZE93-1817	ZE93-1819
125-300XC-W	#2 17-22	ZE93-1820	ZE93-1822	ZE93-1823	ZE93-1827	ZE93-1829
FREERIDE250F	18-19	ZE93-1810	-	-	ZE93-1817	ZE93-1819
FREERIDE250R	14-17	ZE93-1810	-	-	ZE93-1817	ZE93-1819
FREERIDE350	12-17	ZE93-1810	-	-	ZE93-1817	ZE93-1819
790ADVENTURE/R	19-21	ZE93-1810	-	-	ZE93-1817	ZE93-1819
890ADVENTURE/R	21	ZE93-1810	-	-	ZE93-1817	ZE93-1819
950ADVENTURE/S	03-06	ZE93-1810	-	-	ZE93-1817	ZE93-1819
950SUPER ENDURO/R	ALL	ZE93-1810	-	-	ZE93-1817	ZE93-1819
950SUPER MOTOR	05-08	ZE93-1810	-	-	ZE93-1817	ZE93-1819
990ADVENTURE/R/S	ALL	ZE93-1810	-	-	ZE93-1817	ZE93-1819
990SUPER MOTOR/T	09-13	ZE93-1810	-	-	ZE93-1817	ZE93-1819
1050ADVENTURE	15-16	ZE93-1810	-	-	ZE93-1817	ZE93-1819
1090ADVENTURE/R	17	ZE93-1810	-	-	ZE93-1817	ZE93-1819
1190ADVENTURE/R	13-16	ZE93-1810	-	-	ZE93-1817	ZE93-1819
1290SUPER ADVENTUR/R/S/T	15-17	ZE93-1810	-	-	ZE93-1817	ZE93-1819
HUSQVARNA						
TC65	17-22	ZE93-1810	-	-	ZE93-1817	ZE93-1819
TC85	14-17	ZE93-1810	-	-	ZE93-1817	ZE93-1819
	18-22	ZE93-1820	ZE93-1822	ZE93-1823	ZE93-1827	ZE93-1829
TC125/FC250-450	14-15	ZE93-1810	-	-	ZE93-1817	ZE93-1819
	16-22	ZE93-1820	ZE93-1822	ZE93-1823	ZE93-1827	ZE93-1829
TC250	14-16	ZE93-1810	-	-	ZE93-1817	ZE93-1819
	17-22	ZE93-1820	ZE93-1822	ZE93-1823	ZE93-1827	ZE93-1829
TE/FE150-501	14-16	ZE93-1810	-	-	ZE93-1817	ZE93-1819
	17-22	ZE93-1820	ZE93-1822	ZE93-1823	ZE93-1827	ZE93-1829
TX125	#2 17-19	ZE93-1820	ZE93-1822	ZE93-1823	ZE93-1827	ZE93-1829
TX/FX300-450	17-22	ZE93-1820	ZE93-1822	ZE93-1823	ZE93-1827	ZE93-1829
FS450	15	ZE93-1810	-	-	ZE93-1817	ZE93-1819
	#2 16-22	ZE93-1820	ZE93-1822	ZE93-1823	ZE93-1827	ZE93-1829
GASGAS						
MC65	21-22	ZE93-1810	-	-	ZE93-1817	ZE93-1819
MC85	21-22	ZE93-1820	ZE93-1822	ZE93-1823	ZE93-1827	ZE93-1829
MC125	21-22	ZE93-1820	ZE93-1822	ZE93-1823	ZE93-1827	ZE93-1829
MC250	22	ZE93-1820	ZE93-1822	ZE93-1823	ZE93-1827	ZE93-1829
MC250F	21-22	ZE93-1820	ZE93-1822	ZE93-1823	ZE93-1827	ZE93-1829
MC350F	22	ZE93-1820	ZE93-1822	ZE93-1823	ZE93-1827	ZE93-1829
MC450F	21-22	ZE93-1820	ZE93-1822	ZE93-1823	ZE93-1827	ZE93-1829
EC300	21-22	ZE93-1820	ZE93-1822	ZE93-1823	ZE93-1827	ZE93-1829
EC250F	21-22	ZE93-1820	ZE93-1822	ZE93-1823	ZE93-1827	ZE93-1829
EC350F	21-22	ZE93-1820	ZE93-1822	ZE93-1823	ZE93-1827	ZE93-1829
EX250	22	ZE93-1820	ZE93-1822	ZE93-1823	ZE93-1827	ZE93-1829
EX300	21-22	ZE93-1820	ZE93-1822	ZE93-1823	ZE93-1827	ZE93-1829
EX250F	21-22	ZE93-1820	ZE93-1822	ZE93-1823	ZE93-1827	ZE93-1829
EX350F	21-22	ZE93-1820	ZE93-1822	ZE93-1823	ZE93-1827	ZE93-1829
EX450F	21-22	ZE93-1820	ZE93-1822	ZE93-1823	ZE93-1827	ZE93-1829
BETA						
RR2T 125-300	13-19	ZE93-1810	-	-	ZE93-1817	ZE93-1819
RR4T 350-500	10-19	ZE93-1810	-	-	ZE93-1817	ZE93-1819
X-TRAINER	15-22	ZE93-1810	-	-	ZE93-1817	ZE93-1819

CONTROL



LEVER



HANDLEBAR ACCESSORIES



HAND GUARD



BODY GUARD



BODY PARTS



FOOT PARTS



SUSPENSION

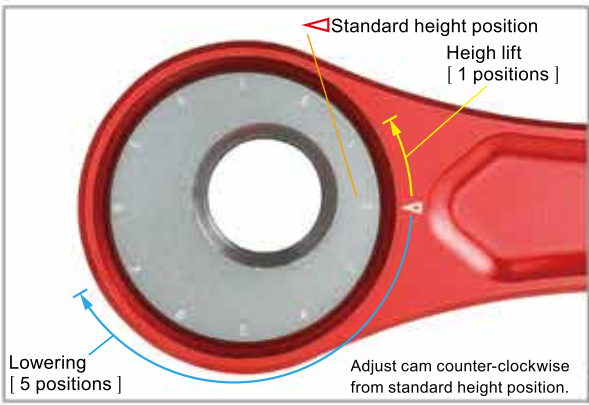


ACCESSORIES



CARBON





ZETA
ADJUSTABLE LOWERING LINK KIT

- Adjustable seat height by rotating the attachment to change link rod length.
(Reference : About + 5 mm ~ - 25 mm. Vary by models.)
- Also adjustable operation of the rear suspension according to the situation, such as off-road course by changing the lever link ratio.
- 5 clips to lower. A standard position and 1 clip to lift up. Total 7 clips range adjustment.
- Bolt on design, pre-installed bearings and dust seal, only changing a stock link rod.
- Made of 7000 grade CNC machined aluminum with anodized finish and ZETA laser printed logo.



CONTROL



LEVER



HANDLEBAR ACCESSORIES



HAND GUARD



BODY GUARD



BODY PARTS



FOOT PARTS



SUSPENSION



ACCESSORIES



CARBON



ZETA
LOWERING LINK KIT

- Provides lower seat height.
- Bolt on design, easy to install, just replace to this linkage to make your seat height around 30mm lower.
- Made of 7000 grade CNC machined aluminum with anodized finish and ZETA laser printed logo.
- Available for many models includes KTM and Husqvarna.



Bike	Year	Adjustable	Lowering
CRF250R	14-17	ZE56-01032	ZE56-05032
	18-22	ZE56-01042	ZE56-05042
CRF450R	16	ZE56-01032	ZE56-05032
	17-20	ZE56-01042	ZE56-05042
	21-22	ZE56-01052	ZE56-05052
CRF250RX	19-21	ZE56-01042	ZE56-05042
	22	ZE56-01052	ZE56-05052
CRF450RX	17-20	ZE56-01042	ZE56-05042
	21-22	ZE56-01052	ZE56-05052
CRF450L	19-20	ZE56-01042	ZE56-05042
CRF450RL	21-22	ZE56-01042	ZE56-05042
CRF250X	07-17	-	ZE56-05062
CRF450X	08-17	-	ZE56-05082
	19-22	ZE56-01042	ZE56-05042
CRF250L	13-20	ZE56-01132	ZE56-05132 #1
	21	ZE56-01152	ZE56-05152
CRF250L(S)	21	ZE56-01152	ZE56-05152
CRF250L LD	17-20	ZE56-01132	ZE56-05132 #1
CRF250RALLY	17-20	-	ZE56-05182
	21	ZE56-01152	ZE56-05152
CRF250RALLY(S)	21	ZE56-01152	ZE56-05152
CRF250RALLY LD	17-20	ZE56-01132	ZE56-05132 #1
CRF300L	21	ZE56-01152	ZE56-05152
CRF300L RALLY	21	ZE56-01152	ZE56-05152
CRF1000L AFRICA TWIN	16-19	ZE56-01162	ZE56-05162
CRF1100L AFRICA TWIN/DCT	20-21	ZE56-01162	ZE56-05162
CRF1100L AFRICA TWIN ADV SPORTS ES/DCT	20-21	ZE56-01162	ZE56-05162
YAMAHA (Blue)			
YZ85	94-21	-	ZE56-05606
YZ125	06-22	ZE56-01616	ZE56-05616
YZ250	06-22	ZE56-01616	ZE56-05616
YZ250F	14-22	ZE56-01656	ZE56-05656
YZ450F	10-22	ZE56-01656	ZE56-05656
YZ125X	17-22	ZE56-01616	ZE56-05616
YZ250X	16-22	ZE56-01616	ZE56-05616
YZ250FX	15-22	ZE56-01656	ZE56-05656
YZ450FX	16-22	ZE56-01656	ZE56-05656
WR250F	07-14	-	ZE56-05636
	15-22	ZE56-01656	ZE56-05656
WR450F	07-15	-	ZE56-05636
	16-22	ZE56-01656	ZE56-05656
WR250R/X	07-17	ZE56-01736	ZE56-05736
KAWASAKI (Black)			
KX85 #2	91-22	-	ZE56-05210
KX100	16-21	-	ZE56-05210
KX112	22	-	ZE56-05210
KX450F	17-18	ZE56-01270	ZE56-05270
KLX230	20-21	-	ZE56-05350
SUZUKI (Red)			
RM85	05-19	-	ZE56-05412
RMZ250	13-18	-	ZE56-05432
RMZ450	13-17	-	ZE56-05472
DRZ400/E/S/SM	00-17	ZE56-01582	ZE56-05582

Bike	Year	Lowering		
		Red	Orange	H-Blue
KTM				
125SX	16-22	ZE56-05842	ZE56-05843	ZE56-05849
150SX	16-22	ZE56-05842	ZE56-05843	ZE56-05849
250SX	17-22	ZE56-05842	ZE56-05843	ZE56-05849
250SX-F	16-22	ZE56-05842	ZE56-05843	ZE56-05849
350SX-F	16-22	ZE56-05842	ZE56-05843	ZE56-05849
450SX-F	16-22	ZE56-05842	ZE56-05843	ZE56-05849
125XC	21-22	ZE56-05842	ZE56-05843	ZE56-05849
250XC	17-22	ZE56-05842	ZE56-05843	ZE56-05849
300XC	17-22	ZE56-05842	ZE56-05843	ZE56-05849
250XC-F	16-22	ZE56-05842	ZE56-05843	ZE56-05849
350XC-F	16-22	ZE56-05842	ZE56-05843	ZE56-05849
450XC-F	16-22	ZE56-05842	ZE56-05843	ZE56-05849
HUSQVARNA				
TC125	16-22	ZE56-05842	ZE56-05843	ZE56-05849
TC250	17-22	ZE56-05842	ZE56-05843	ZE56-05849
FC250	16-22	ZE56-05842	ZE56-05843	ZE56-05849
FC350	16-22	ZE56-05842	ZE56-05843	ZE56-05849
FC450	16-22	ZE56-05842	ZE56-05843	ZE56-05849
TE150	17-19	-	-	ZE56-05859
	20-22	ZE56-05842	ZE56-05843	ZE56-05849
TE250	17-19	-	-	ZE56-05859
	20-22	ZE56-05842	ZE56-05843	ZE56-05849
TE300	17-19	-	-	ZE56-05859
	20-22	ZE56-05842	ZE56-05843	ZE56-05849
FE250	17-19	-	-	ZE56-05859
	20-22	ZE56-05842	ZE56-05843	ZE56-05849
FE350	17-19	-	-	ZE56-05859
	20-22	ZE56-05842	ZE56-05843	ZE56-05849
FE450	17-19	-	-	ZE56-05859
	20-22	ZE56-05842	ZE56-05843	ZE56-05849
FE501	17-19	-	-	ZE56-05859
	20-22	ZE56-05842	ZE56-05843	ZE56-05849
TX125	17-18	-	-	ZE56-05859
TX300	17-22	ZE56-05842	ZE56-05843	ZE56-05849
FX350	17-22	-	-	ZE56-05849
FX450	17-22	ZE56-05842	ZE56-05843	ZE56-05849
GASGAS				
MC125	21-22	ZE56-05842	ZE56-05843	ZE56-05849
MC250F	21-22	ZE56-05842	ZE56-05843	ZE56-05849
MC450F	21-22	ZE56-05842	ZE56-05843	ZE56-05849
EX250F	21-22	ZE56-05842	ZE56-05843	ZE56-05849
EX300	21-22	ZE56-05842	ZE56-05843	ZE56-05849
EX350F	21-22	ZE56-05842	ZE56-05843	ZE56-05849
EX450F	21-22	ZE56-05842	ZE56-05843	ZE56-05849
EC250	21-22	ZE56-05842	ZE56-05843	ZE56-05849
EC300	21-22	ZE56-05842	ZE56-05843	ZE56-05849
EC250F	21-22	ZE56-05842	ZE56-05843	ZE56-05849
EC350F	21-22	ZE56-05842	ZE56-05843	ZE56-05849

#1 Dust seal is not included. Please use the stock one or prepare it separately.
#2 Bearings and seals are not included for KX85. Please use stock one or prepare separately.



CONTROL



LEVER



HANDLEBAR ACCESSORIES



HAND GUARD



BODY GUARD



BODY PARTS



FOOT PARTS



SUSPENSION



ACCESSORIES



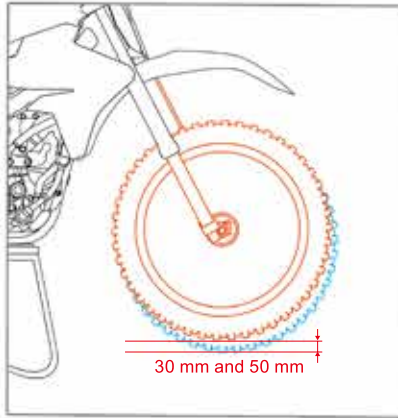
CARBON



ZETA FRONT SUSPENSION LOWERING INNER KIT

- Front fork lowering inner kit for KYB, SHOWA and WP front fork suspensions.
- Replace front fork inner parts with this kit. It provides 30 mm and 50 mm lower height.
- Replacing SHOWA and WP front fork spring seat and fits inner collar to make your suspension 30 mm lower than stock height.
- Make front fork fully extended length shorter, but no change in length when the fork is shortened.
- Keep clearance between wheel and under fender, even on lowering.

Part #	Size
ZE56-31010	KYB AOS 24ø-30mm
ZE56-31020	KYB AOS 25ø-30mm
ZE56-31030	KYB AOS 24ø-50mm
ZE56-31050	SHOWA AOS -30mm
ZE56-31070	WP XPlor -30mm



Bike	Year	-30mm	-50mm
HONDA			
CRF250R	10-14	ZE56-31010	ZE56-31030
	18-22	ZE56-31050	-
CRF450R	09-12	ZE56-31010	ZE56-31030
	17-22	ZE56-31050	-
CRF250RX	19-22	ZE56-31050	-
CRF450RX	17-22	ZE56-31050	-
CRF450X	19-22	ZE56-31050	-
CRF450L	19-20	ZE56-31050	-
CRF450RL	21-22	ZE56-31050	-
YAMAHA			
YZ125	06-22	ZE56-31010	ZE56-31030
YZ250	06-22	ZE56-31010	ZE56-31030
YZ250F	06-18	ZE56-31010	ZE56-31030
	19-22	ZE56-31020	-
YZ450F	06-17	ZE56-31010	ZE56-31030
YZ125X	17-22	ZE56-31010	ZE56-31030
YZ250X	16-22	ZE56-31010	ZE56-31030
YZ250FX	15-19	ZE56-31010	ZE56-31030
YZ450FX	20-22	ZE56-31020	-
	16-18	ZE56-31010	ZE56-31030
WR250F	19-22	ZE56-31020	-
	15-19	ZE56-31010	ZE56-31030
WR450F	20-22	ZE56-31020	-
	12-18	ZE56-31010	ZE56-31030
19-22	ZE56-31020	-	
KAWASAKI			
KX250	20-22	ZE56-31020	-
KX250X	21-22	ZE56-31020	-
KX450F	07-12	ZE56-31010	ZE56-31030
KX450	19-22	ZE56-31050	-
KX450X	21-22	ZE56-31050	-
KLX450R	07-19	ZE56-31010	ZE56-31030
SUZUKI			
RM-Z250	19-22	ZE56-31010	ZE56-31030
RM-Z450	18-22	ZE56-31050	-

Bike	Year	-30mm	-50mm
KTM			
150EXC	20-22	ZE56-31070	-
250EXC	17-22	ZE56-31010	-
300EXC	17-22	ZE56-31070	-
250EXC-F	17-22	ZE56-31070	-
350EXC-F	17-22	ZE56-31070	-
450EXC-F	17-22	ZE56-31070	-
500EXC-F	17-22	ZE56-31070	-
125XC-W	17-19	ZE56-31070	-
150XC-W	17-22	ZE56-31070	-
250XC-W	17-22	ZE56-31070	-
300XC-W	17-22	ZE56-31070	-
350XC-W	20-22	ZE56-31070	-
500XC-F-W	20-22	ZE56-31070	-
HUSQVARNA			
CR125	10-13	ZE56-31010	ZE56-31030
CR150	11	ZE56-31010	ZE56-31030
TC250	10-13	ZE56-31010	ZE56-31030
TC449	11-13	ZE56-31010	ZE56-31030
TC450	10	ZE56-31010	ZE56-31030
TXC250	10-13	ZE56-31010	ZE56-31030
TXC449	11-13	ZE56-31010	ZE56-31030
TXC450	10	ZE56-31010	ZE56-31030
TXC510	10	ZE56-31010	ZE56-31030
TXC511	11-13	ZE56-31010	ZE56-31030
TE150	17-22	ZE56-31070	-
TE250	17-22	ZE56-31070	-
TE300	17-22	ZE56-31070	-
FE250	17-22	ZE56-31070	-
FE350	17-22	ZE56-31070	-
FE450	17-22	ZE56-31070	-
FE501	17-22	ZE56-31070	-
701ENDURO	19	ZE56-31070	-
GASGAS			
XC250	18-19	ZE56-31010	ZE56-31030
XC300	18-19	ZE56-31010	ZE56-31030
XC250	18-20	ZE56-31010	ZE56-31030
XC250	21-22	ZE56-31070	-

Bike	Year	-30mm	-50mm
GASGAS			
EC300	18-19	ZE56-31010	ZE56-31030
	21-22	ZE56-31070	-
EC250F/350F	21-22	ZE56-31070	-
ENDURO GP250	18-19	ZE56-31010	ZE56-31030
ENDURO GP300	18-19	ZE56-31010	ZE56-31030
SHERCO			
125SE RACING	18-19	ZE56-31070	-
250SE RACING	19	ZE56-31070	-
300SE RACING	19	ZE56-31070	-
250SEF RACING	19	ZE56-31070	-
300SEF RACING	19	ZE56-31070	-
450SEF RACING	19	ZE56-31070	-
125SE SIXDAYS	18	ZE56-31070	-
250SE SIXDAYS	18	ZE56-31070	-
300SE SIXDAYS	18	ZE56-31070	-
250SEF SIXDAYS	18	ZE56-31070	-
450SEF SIXDAYS	18	ZE56-31070	-
125SE FACTORY	20-21	ZE56-31010	ZE56-31030
250SE FACTORY	18	ZE56-31070	-
	19-22	ZE56-31010	ZE56-31030
300SE FACTORY	18	ZE56-31070	-
	19-22	ZE56-31010	ZE56-31030
250SEF FACTORY	18	ZE56-31070	-
	19-22	ZE56-31010	ZE56-31030
300SEF FACTORY	18	ZE56-31070	-
	19-22	ZE56-31010	ZE56-31030
450SEF FACTORY	18	ZE56-31070	-
	19-22	ZE56-31010	ZE56-31030
500SEF FACTORY	19-21	ZE56-31010	ZE56-31030
125SC FACTORY	19-20	ZE56-31010	ZE56-31030
250SC FACTORY	19-20	ZE56-31010	ZE56-31030
300SC FACTORY	19-20	ZE56-31010	ZE56-31030
250SCF FACTORY	19-20	ZE56-31010	ZE56-31030
300SCF FACTORY	19-20	ZE56-31010	ZE56-31030
450SCF FACTORY	19-20	ZE56-31010	ZE56-31030
500SCF FACTORY	19-20	ZE56-31010	ZE56-31030



ZETA FREE PISTON for KYB Twin Chamber

- Replacement free piston kit for KYB AOS (Twin chamber) front forks.
- Made of light weight aluminum, more durable than OE free piston.
- Great to use for enduro racing (LT model).
- Suspension stiffness can be changed, and to provide progressive suspension feel by changing oil level.

Part #	Size	Description
ZE56-40010	STD	Provides OE suspension feeling.
ZE56-40010	LT	Light weight and less friction design, provides soften and smooth front fork moving.

Bike	Year
HONDA	
CRF450R	09-12
YAMAHA	
YZ125	06-22
YZ250	06-22
YZ250F	06-22
YZ450F	06-22
YZ125X	17-22
YZ250X	16-22
YZ250FX	15-22
YZ450FX	16-22
WR250F	15-22
WR450F	12-22
KAWASAKI	
KX250	20-22
KX250X	21-22
KX450F	07-12
KLX450R	07-19
SUZUKI	
RMZ250	19-22
HUSQVARNA	
CR125	10-13
CR150	11
TC250	10-13
TC449	11-13
CR450	10
TXC250	10-13
TXC449	11-13
TXC450	10
TXC510	10
TXC511	11-13

Bike	Year
GASGAS	
EC250	18-20
XC250	18-20
EC300	18-20
XC300	18-20
ENDURO GP250	18-20
ENDURO GP300	18-20
SHERCO	
125SC FACTORY	19-20
250SC FACTORY	19-20
300SC FACTORY	19-20
250SCF FACTORY	19-20
300SCF FACTORY	19-20
450SCF FACTORY	19-20
500SCF FACTORY	19-20
250SE FACTORY	19-22
300SE FACTORY	19-22
250SEF FACTORY	19-22
300SEF FACTORY	19-22
450SEF FACTORY	19-22
500SEF FACTORY	19-20




Bike	Year	Black	Red	Blue
HONDA				
CR80/85	96-07	-	ZE56-10042	-
CRF150R	07-22	-	ZE56-10042	-
CRF250R	15-17	-	ZE56-10082	-
	18-22	-	ZE56-10172	-
CRF450R	09-12	ZE56-10180	-	ZE56-10186
	17-22	-	ZE56-10172	-
CRF250RX	19-22	-	ZE56-10172	-
CRF450RX	17-22	-	ZE56-10172	-
CRF450X	19-22	-	ZE56-10172	-
CRF450L	19-20	-	ZE56-10172	-
CRF450RL	21-22	-	ZE56-10172	-
XR250	03-07	ZE56-10110	ZE56-10112	-
CRM250R/AR	91-98	-	ZE56-10122	-
CRF250L	12-21	-	ZE56-10132	-
CRF250L(S)/RALLY(S)	21	-	ZE56-10132	-
CRF250M	12-17	-	ZE56-10132	-
CRF250RALLY	17-21	-	ZE56-10132	-
CRF300L/RALLY	21	-	ZE56-10132	-
YAMAHA				
YZ80/85	93-18	-	-	ZE56-10056
YZ125	06-22	ZE56-10180	-	ZE56-10186
YZ250	06-22	ZE56-10180	-	ZE56-10186
YZ250F	06-22	ZE56-10180	-	ZE56-10186
YZ250FX	06-22	ZE56-10180	-	ZE56-10186
YZ125X	17-22	ZE56-10180	-	ZE56-10186
YZ250X	16-22	ZE56-10180	-	ZE56-10186
YZ250FX	15-22	ZE56-10180	-	ZE56-10186
YZ250FX	16-22	ZE56-10180	-	ZE56-10186
WR250F	15-22	ZE56-10180	-	ZE56-10186
WR450F	12-22	ZE56-10180	-	ZE56-10186
WR250R/X	07-17	-	-	ZE56-10016
DT200WR	91-94	ZE56-10140	-	-
KAWASAKI				
KX80/85	92-22	ZE56-10100	-	-
KX100	95-21	ZE56-10100	-	-
KX112	22	ZE56-10100	-	-
KX250	20-22	ZE56-10180	-	ZE56-10186
KX250X	21-22	ZE56-10180	-	ZE56-10186
KX450F	08-12	ZE56-10180	-	ZE56-10186
	13-14	ZE56-10070	-	-
	15-18	ZE56-10090	-	-
KX450	19-22	-	ZE56-10172	-
KX450X	21-22	-	ZE56-10172	-
KLX450R	07-19	ZE56-10180	-	ZE56-10186
KDX250SR	91-94	ZE56-10110	ZE56-10112	-
KDX250R	93-95	ZE56-10110	ZE56-10112	-
KLX250SR	91-94	ZE56-10110	ZE56-10112	-
KLX250R	93-97	ZE56-10110	ZE56-10112	-
KLX250	98-16	ZE56-10110	ZE56-10112	-
SUZUKI				
RM85	02-19	-	ZE56-10042	-
RM-Z250	16-18	ZE56-10160	-	-
	19-22	ZE56-10180	-	ZE56-10186
RM-Z450	15-17	ZE56-10090	-	-
	18-22	-	ZE56-10172	-



ZETA FRONT FORK TOP CAP

- Made of CNC machined 7000 grade aluminum, durable and light weight design.
- Top cap integrated damping adjuster allows you to adjust damping ratio without any tools, quick and easy to adjust.
- Integrated air bleeder on top cap provides more space, no need to worry about air bleeder breakage by hitting handlebar.

Bike	Year	Black	Blue
HUSQVARNA			
CR150	11	ZE56-10180	ZE56-10186
TC250	10-13	ZE56-10180	ZE56-10186
TC449	11-13	ZE56-10180	ZE56-10186
CR125	10-13	ZE56-10180	ZE56-10186
CR450	10	ZE56-10180	ZE56-10186
TXC250	10-13	ZE56-10180	ZE56-10186
TXC449	11-13	ZE56-10180	ZE56-10186
TXC450/510	10	ZE56-10180	ZE56-10186
TXC511	11-13	ZE56-10180	ZE56-10186
GASGAS			
EC250	18-20	ZE56-10180	ZE56-10186
XC250	18-20	ZE56-10180	ZE56-10186
EC300	18-20	ZE56-10180	ZE56-10186
XC300	18-20	ZE56-10180	ZE56-10186
ENDURO GP250	18-20	ZE56-10180	ZE56-10186
ENDURO GP300	18-20	ZE56-10180	ZE56-10186
SHERCO			
250SE FACTORY	19-22	ZE56-10180	ZE56-10186
300SE FACTORY	19-22	ZE56-10180	ZE56-10186
250SEF FACTORY	19-22	ZE56-10180	ZE56-10186
300SEF FACTORY	19-22	ZE56-10180	ZE56-10186
450SEF FACTORY	19-22	ZE56-10180	ZE56-10186
500SEF FACTORY	19-20	ZE56-10180	ZE56-10186
125SC FACTORY	19-20	ZE56-10180	ZE56-10186
250SC FACTORY	19-20	ZE56-10180	ZE56-10186
300SC FACTORY	19-20	ZE56-10180	ZE56-10186
250SCF FACTORY	19-20	ZE56-10180	ZE56-10186
300SCF FACTORY	19-20	ZE56-10180	ZE56-10186
450SCF FACTORY	19-20	ZE56-10180	ZE56-10186
500SCF FACTORY	19-20	ZE56-10180	ZE56-10186



ZETA FRONT FORK TOP CAP INITIAL ADJUSTER

- Allows to adjustment of the front suspension preload.
- The preload adjustment range is set from -5mm to +10mm, and it supports various situations such as a light weight rider or trail rider.
- An air bleeder is equipped to release pressure in the suspension without special tools.
- Setting initial preload to the spring is to reduce (Nose dive) spring bottoming out by heavy braking.
- 1 set for left and right.

Part #	Bike	Year
ZE56-10524	SEROW250	05-20
ZE56-10524	XT250X	06-17
ZE56-10535	KLX230	20-21
ZE56-10535	KLX230R	20-21

CONTROL



LEVER



HANDLEBAR ACCESSORIES



HAND GUARD



BODY GUARD



BODY PARTS



FOOT PARTS



SUSPENSION



ACCESSORIES



CARBON





ZETA FORK TOP BLEEDER S TYPE

- New smaller size front fork air bleeder. Height is only 21 mm, compact design.
- Available in 1 pc or pair pack to fit most front forks.
- Black anodized body comes with blue, red, orange or h-blue.

Bike	Year	Red	Blue
HONDA			
CR80/85R	96-07	ZE91-1326	ZE91-1322
CRF150R	07-22	ZE91-1326	ZE91-1322
CR125R	91-07	ZE91-1326	ZE91-1322
CR250R	01-04	ZE91-1326	ZE91-1322
CRF250R	04-14	ZE91-1326	ZE91-1322
	15-17	-	-
	18-22	ZE91-1326	ZE91-1322
CRF450R	02-12	ZE91-1326	ZE91-1322
CRF450R	17-22	ZE91-1326	ZE91-1322
CRF250RX	19-22	ZE91-1326	ZE91-1322
CRF450L	17-22	ZE91-1326	ZE91-1322
CRF450R	19-20	ZE91-1326	ZE91-1322
CRF450RL	21-22	ZE91-1326	ZE91-1322
CRF250X	04-17	ZE91-1326	ZE91-1322
CRF450X	05-22	ZE91-1326	ZE91-1322
YAMAHA			
YZ65	18-22	ZE91-1326	ZE91-1322
YZ80/85	93-21	ZE91-1326	ZE91-1322
YZ125	93-22	ZE91-1326	ZE91-1322
YZ250	93-22	ZE91-1326	ZE91-1322
YZ250F	01-22	ZE91-1326	ZE91-1322
YZ400-450F	93-22	ZE91-1326	ZE91-1322
YZ125X	17-22	ZE91-1326	ZE91-1322
YZ250X	16-22	ZE91-1326	ZE91-1322
YZ250FX	15-22	ZE91-1326	ZE91-1322
YZ450FX	16-22	ZE91-1326	ZE91-1322
WR250F	01-22	ZE91-1326	ZE91-1322
WR400-450F	98-22	ZE91-1326	ZE91-1322

Bike	Year	Red	Blue
KAWASAKI			
KX80/85/100/112	90-22	ZE91-1326	ZE91-1322
KX125	89-08	ZE91-1326	ZE91-1322
KX250	89-08	ZE91-1326	ZE91-1322
KX250F	04-12	ZE91-1326	ZE91-1322
KX250	20-22	ZE91-1326	ZE91-1322
KX250X	21-22	ZE91-1326	ZE91-1322
KX450F	06-12	ZE91-1326	ZE91-1322
KX450	19-22	ZE91-1326	ZE91-1322
KX450X	21-22	ZE91-1326	ZE91-1322
KLX450R	08-19	ZE91-1326	ZE91-1322
SUZUKI			
RM80/85	96-19	ZE91-1326	ZE91-1322
RM125	91-08	ZE91-1326	ZE91-1322
RM250	91-08	ZE91-1326	ZE91-1322
RM-Z250	04-15	ZE91-1326	ZE91-1322
	19-22	ZE91-1326	ZE91-1322
RM-Z450	05-12	ZE91-1326	ZE91-1322
	18-22	ZE91-1326	ZE91-1322

CONTROL



LEVER



HANDLEBAR ACCESSORIES



HAND GUARD



BODY GUARD



BODY PARTS



FOOT PARTS



SUSPENSION



ACCESSORIES



CARBON



Bike	Year	Red	Blue	Orange	H-Blue
GASGAS					
MC50	21-22	ZE91-1426	-	ZE91-1427	ZE91-1429
MC-E5	21-22	ZE91-1426	-	ZE91-1427	ZE91-1429
MC65	21-22	ZE91-1426	-	ZE91-1427	ZE91-1429
MC85	21-22	ZE91-1426	-	ZE91-1427	ZE91-1429
MC125	21-22	ZE91-1426	-	ZE91-1427	ZE91-1429
MC250F	21-22	ZE91-1426	-	ZE91-1427	ZE91-1429
MC450F	21-22	ZE91-1426	-	ZE91-1427	ZE91-1429
EX250F	21-22	ZE91-1426	-	ZE91-1427	ZE91-1429
EX300	21-22	ZE91-1426	-	ZE91-1427	ZE91-1429
EX350F	21-22	ZE91-1426	-	ZE91-1427	ZE91-1429
EX450F	21-22	ZE91-1426	-	ZE91-1427	ZE91-1429
EC250	18-20	ZE91-1326	ZE91-1322	-	-
	21-22	ZE91-1426	-	ZE91-1427	ZE91-1429
EC300	18-20	ZE91-1326	ZE91-1322	-	-
	21-22	ZE91-1426	-	ZE91-1427	ZE91-1429
EC250F	21-22	ZE91-1426	-	ZE91-1427	ZE91-1429
EC350F	21-22	ZE91-1426	-	ZE91-1427	ZE91-1429
XC250	18-20	ZE91-1326	ZE91-1322	-	-
XC300	18-20	ZE91-1326	ZE91-1322	-	-
ENDURO GP250	18-20	ZE91-1326	ZE91-1322	-	-
ENDURO GP300	18-20	ZE91-1326	ZE91-1322	-	-
SHERCO					
125SE RACING	18-20	ZE91-1426	-	ZE91-1427	ZE91-1429
250SE RACING	19-20	ZE91-1426	-	ZE91-1427	ZE91-1429
300SE RACING	19-20	ZE91-1426	-	ZE91-1427	ZE91-1429
250SEF RACING	19-20	ZE91-1426	-	ZE91-1427	ZE91-1429
300SEF RACING	19-20	ZE91-1426	-	ZE91-1427	ZE91-1429
450SEF RACING	19-20	ZE91-1426	-	ZE91-1427	ZE91-1429
250SE FACTORY	18	ZE91-1426	-	ZE91-1427	ZE91-1429
	19-22	ZE91-1326	ZE91-1322	-	-
300SE FACTORY	18	ZE91-1426	-	ZE91-1427	ZE91-1429
	19-22	ZE91-1326	ZE91-1322	-	-
250SEF FACTORY	18	ZE91-1426	-	ZE91-1427	ZE91-1429
	19-22	ZE91-1326	ZE91-1322	-	-
300SEF FACTORY	18	ZE91-1426	-	ZE91-1427	ZE91-1429
	19-22	ZE91-1326	ZE91-1322	-	-
450SEF FACTORY	18	ZE91-1426	-	ZE91-1427	ZE91-1429
	19-22	ZE91-1326	ZE91-1322	-	-
500SEF FACTORY	19-20	ZE91-1326	ZE91-1322	-	-
	18	ZE91-1426	-	ZE91-1427	ZE91-1429
125SE SIXDAYS	18	ZE91-1426	-	ZE91-1427	ZE91-1429
250SE SIXDAYS	18	ZE91-1426	-	ZE91-1427	ZE91-1429
300SE SIXDAYS	18	ZE91-1426	-	ZE91-1427	ZE91-1429
250SEF SIXDAYS	18	ZE91-1426	-	ZE91-1427	ZE91-1429
300SEF SIXDAYS	18	ZE91-1426	-	ZE91-1427	ZE91-1429
450SEF SIXDAYS	18	ZE91-1426	-	ZE91-1427	ZE91-1429
125SC FACTORY	19-20	ZE91-1326	ZE91-1322	-	-
250SC FACTORY	19-20	ZE91-1326	ZE91-1322	-	-
300SC FACTORY	19-20	ZE91-1326	ZE91-1322	-	-
250SCF FACTORY	19-20	ZE91-1326	ZE91-1322	-	-
300SCF FACTORY	19-20	ZE91-1326	ZE91-1322	-	-
450SCF FACTORY	19-20	ZE91-1326	ZE91-1322	-	-
500SCF FACTORY	19-20	ZE91-1326	ZE91-1322	-	-

Bike	Year	Red	Orange	H-Blue
KTM				
85SX	05-17	ZE91-1426	ZE91-1427	ZE91-1429
	18-19	-	-	ZE91-1419
	20-22	ZE91-1426	ZE91-1427	ZE91-1429
125SX	07-15	ZE91-1426	ZE91-1427	ZE91-1429
	16-19(AER48)	-	-	ZE91-1419
	20-22	ZE91-1426	ZE91-1427	ZE91-1429
150SX	09-15	-	-	ZE91-1419
	16-19(AER48)	-	-	ZE91-1419
	20-22	ZE91-1426	ZE91-1427	ZE91-1429
250SX	07-16	ZE91-1426	ZE91-1427	ZE91-1429
	17-19(AER48)	-	-	ZE91-1419
	20-22	ZE91-1426	ZE91-1427	ZE91-1429
250SX-F	07-15	ZE91-1426	ZE91-1427	ZE91-1429
	16-19(AER48)	-	-	ZE91-1419
	20-22	ZE91-1426	ZE91-1427	ZE91-1429
350SX-F	11-15	ZE91-1426	ZE91-1427	ZE91-1429
	16-19(AER48)	-	-	ZE91-1419
	20-22	ZE91-1426	ZE91-1427	ZE91-1429
450SX-F	07-15	ZE91-1426	ZE91-1427	ZE91-1429
	16-19(AER48)	-	-	ZE91-1419
	20-22	ZE91-1426	ZE91-1427	ZE91-1429
125EXC	08-17	ZE91-1426	ZE91-1427	ZE91-1429
150EXC	20-22	ZE91-1426	ZE91-1427	ZE91-1429
200EXC	08-17	ZE91-1426	ZE91-1427	ZE91-1429
250EXC	08-22	ZE91-1426	ZE91-1427	ZE91-1429
300EXC	08-22	ZE91-1426	ZE91-1427	ZE91-1429
250EXC-F	08-22	ZE91-1426	ZE91-1427	ZE91-1429
350EXC-F	12-22	ZE91-1426	ZE91-1427	ZE91-1429
450EXC	08-22	ZE91-1426	ZE91-1427	ZE91-1429
500EXC	12-22	ZE91-1426	ZE91-1427	ZE91-1429
125XC	21-22	ZE91-1426	ZE91-1427	ZE91-1429
150XC	10-14	ZE91-1426	ZE91-1427	ZE91-1429
250XC	07-16	ZE91-1426	ZE91-1427	ZE91-1429
	17-19	-	-	ZE91-1419
	20-22	ZE91-1426	ZE91-1427	ZE91-1429
300XC	07-16	ZE91-1426	ZE91-1427	ZE91-1429
	17-19	-	-	ZE91-1419
	20-22	ZE91-1426	ZE91-1427	ZE91-1429
250XC-F	11-16	ZE91-1426	ZE91-1427	ZE91-1429
	17-19	-	-	ZE91-1419
	20-22	ZE91-1426	ZE91-1427	ZE91-1429
350XC-F	11-16	ZE91-1426	ZE91-1427	ZE91-1429
	17-19	-	-	ZE91-1419
	20-22	ZE91-1426	ZE91-1427	ZE91-1429
450XC-F	08-16	ZE9		

The internal pressure of the front fork can be released and adjusted by hand while riding!

**ZETA
WP**



**ZETA
SHOWA/KYB**



**ZETA
AIR BLEED KIT**

- This air bleed kit allows you to vent the pressure that builds up due to heat changes inside the fork during long runs such as enduro races with a single push while riding.
- The clamp can be attached to the stock lever holder on either the brake or clutch side.
- The nylon sleeve on the inside of the clamp reduces the risk of lever damage by allowing the lever holder to rotate in the event of a strong impact during a fall.
- Air hoses and one-touch joints are included to connect to the left and right front fork air bleeds.

Compatible with KYB, SHOWA and WP.
Cannot be installed on MAGURA hinge type.

Part #	SUSPENSION
ZE91-1201	SHOWA/KYB
ZE91-1202	WP



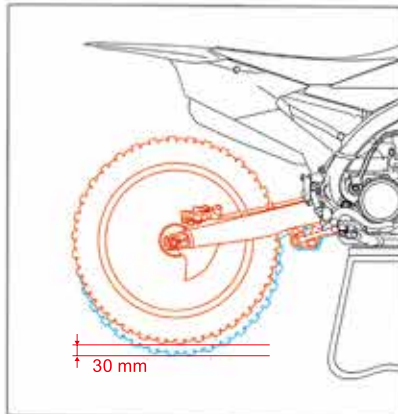
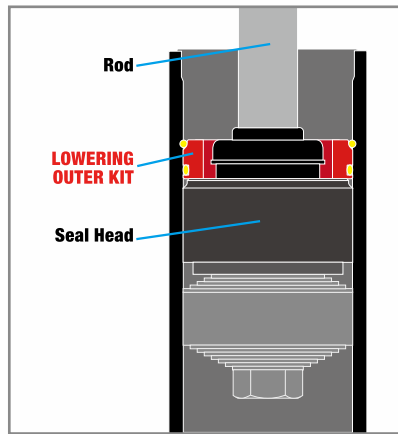
Clamp: Can be mounted on either the right side (brake) or left side (clutch).
Sponge filter: The air outlet is equipped with a filter which prevents dust from entering.

**ZETA
REPLACEMENT FILTER SET**



Part #	Set
ZE91-1210	3 pcs




 KYB/WP 46 mm
ZE56-32246

 SHOWA/KYB/WP 50 mm
ZE56-32250

ZETA REAR SUSPENSION LOWERING OUTER KIT

- Lower your rear suspension without disassembling the rear shock unit.
- Push down seal head from out side of damper, and install this kit to lower your suspension 30 mm while keeping its function.
- Make the rear suspension's fully extended length shorter, but not change length when the shock is shortened. Keep clearance between wheel and under fender even upon lowering.
- Can be used with lowering link.
- Available in 46 mm size for KYB / WP and 50 mm size for KYB / SHOWA / WP rear suspension.

Part #	Description	Size	Color
ZE56-32246	KYB / WP	46mm	Blue
ZE56-32250	SHOWA / KYB / WP	50mm	Red

Bike	Year	Cylinder type φ46	Cylinder type φ50
HONDA			
CR125R	93-07	ZE56-32246	-
CR250R	93-99	ZE56-32246	-
	00-07	-	ZE56-32250
CR500R	95-02	ZE56-32246	-
CRF250R	04-21	-	ZE56-32250
CRF450R	02-22	-	ZE56-32250
CRF250RX	19-21	-	ZE56-32250
CRF450RX	17-21	-	ZE56-32250
CRF450L	19-20	-	ZE56-32250
CRF450RL	21-22	-	ZE56-32250
CRF250X	04-17	-	ZE56-32250
CRF450X	05-22	-	ZE56-32250
YAMAHA			
YZ125	93-22	ZE56-32246	-
YZ250	93-22	ZE56-32246	-
YZ250F	01-13	ZE56-32246	-
	14-22	-	ZE56-32250
YZ400-450F	98-09	ZE56-32246	-
	10-22	-	ZE56-32250
YZ125X	17-22	ZE56-32246	-
YZ250X	16-22	ZE56-32246	-
YZ250FX	15-22	-	ZE56-32250
YZ450FX	16-22	-	ZE56-32250
WR250F	01-14	ZE56-32246	-
	15-22	-	ZE56-32250
WR400-450F	98-15	ZE56-32246	-
	16-22	-	ZE56-32250
KAWASAKI			
KX125	93-08	ZE56-32246	-
KX250	93-08	ZE56-32246	-
KX500	93-04	ZE56-32246	-
KX250F	04-05	ZE56-32246	-
	06-18	-	ZE56-32250
KX250	19-22	-	ZE56-32250
KX250X	21-22	-	ZE56-32250
KX450F	06-08	ZE56-32246	-
	09-18	-	ZE56-32250
KX450	19-22	-	ZE56-32250
KX450X	21-22	-	ZE56-32250
KLX450R	07-15	ZE56-32246	-
SUZUKI			
RM125	92-97	ZE56-32246	-
	98-08	-	ZE56-32250
	92-97	ZE56-32246	-
RM250	98-00	-	ZE56-32250
	01-03	ZE56-32246	-
	04-09	-	ZE56-32250
RM-Z250	04-06	ZE56-32246	-
	07-22	-	ZE56-32250
RM-Z450	05-22	-	ZE56-32250

Bike	Year	Cylinder type φ46	Cylinder type φ50
KTM			
125SX	08-22	-	ZE56-32250
150SX	09-22	-	ZE56-32250
250SX	08-22	-	ZE56-32250
250SX-F	08-22	-	ZE56-32250
350SX-F	11-22	-	ZE56-32250
450SX-F	08-22	-	ZE56-32250
125EXC	08-13	-	ZE56-32250
125EXC SIXDAYS	08-14	-	ZE56-32250
150EXC	20-22	-	ZE56-32250
200EXC	08-14	-	ZE56-32250
250EXC/SIXDAYS	08-13	-	ZE56-32250
	17-22	ZE56-32246	-
250EXC-F/SIXDAYS	08-16	-	ZE56-32250
	17-22	ZE56-32246	-
300EXC	09-13	-	ZE56-32250
	17-22	ZE56-32246	-
300EXC SIXDAYS	08-13	-	ZE56-32250
	17-22	ZE56-32246	-
350EXC-F/SIXDAYS	12-16	-	ZE56-32250
	17-22	ZE56-32246	-
450EXC-F/SIXDAYS	08-16	-	ZE56-32250
	17-22	ZE56-32246	-
500EXC-F/SIXDAYS	12-16	-	ZE56-32250
	17-22	ZE56-32246	-
125XC	21-22	-	ZE56-32250
150XC	10-14	-	ZE56-32250
250XC	08-22	-	ZE56-32250
300XC	08-22	-	ZE56-32250
250XC-F	11-22	-	ZE56-32250
350XC-F	11-22	-	ZE56-32250
450XC-F	13-22	-	ZE56-32250
125XC-W	17-19	ZE56-32246	-
150XC-W	17-22	ZE56-32246	-
250XC-W	17-22	ZE56-32246	-
300XC-W/SIXDAYS	17-22	ZE56-32246	-
300XC-W	17-22	ZE56-32246	-
350XCF-W	20-22	ZE56-32246	-
500XCF-W	20-22	ZE56-32246	-
HUSQVARNA			
TC125	14-22	-	ZE56-32250
TC250	14-22	-	ZE56-32250
FC250	14-22	-	ZE56-32250
FC350	14-22	-	ZE56-32250
FC450	14-22	-	ZE56-32250
TE125	14-16	-	ZE56-32250
TE150	17-22	-	ZE56-32250
TE250	14-22	-	ZE56-32250
TE300	14-22	-	ZE56-32250
FE250	14-22	-	ZE56-32250
FE350	14-22	-	ZE56-32250
FE450	14-22	-	ZE56-32250
FE501	14-22	-	ZE56-32250
TX125	17-18	-	ZE56-32250
TX300	17-22	-	ZE56-32250
FX350	17-22	-	ZE56-32250
FX450	17-22	-	ZE56-32250
701ENDURO	17-19	ZE56-32246	-

Bike	Year	Cylinder type φ46	Cylinder type φ50
GASGAS			
MC85	21-22	ZE56-32246	-
MC125	21-22	-	ZE56-32250
MC250F	21-22	-	ZE56-32250
MC450F	21-22	-	ZE56-32250
EX250F	21-22	-	ZE56-32250
EX300	21-22	-	ZE56-32250
EX350F	21-22	-	ZE56-32250
EX450F	21-22	-	ZE56-32250
EC250	18-20	ZE56-32246	-
	21-22	-	ZE56-32250
EC300	18-20	ZE56-32246	-
	21-22	-	ZE56-32250
EC250F	21-22	-	ZE56-32250
EC350F	21-22	-	ZE56-32250
XC250	18-20	ZE56-32246	-
XC300	18-20	ZE56-32246	-
enduroGP250	18-20	ZE56-32246	-
enduroGP300	18-20	ZE56-32246	-
SHERCO			
125SE RACING	18-19	ZE56-32246	-
250SE RACING	17-19	ZE56-32246	-
300SE RACING	17-19	ZE56-32246	-
250SEF RACING	17-19	ZE56-32246	-
300SEF RACING	17-19	ZE56-32246	-
450SEF RACING	17-19	ZE56-32246	-
125SE SIXDAYS	18	ZE56-32246	-
250SE SIXDAYS	18	ZE56-32246	-
300SE SIXDAYS	18	ZE56-32246	-
250SEF SIXDAYS	18	ZE56-32246	-
300SEF SIXDAYS	18	ZE56-32246	-
450SEF SIXDAYS	18	ZE56-32246	-
125SE FACTORY	21-22	-	ZE56-32250
	18	ZE56-32246	-
250SE FACTORY	19-22	-	ZE56-32250
	18	ZE56-32246	-
300SE FACTORY	19-22	-	ZE56-32250
	18	ZE56-32246	-
250SEF FACTORY	19-22	-	ZE56-32250
	18	ZE56-32246	-
300SEF FACTORY	19-22	-	ZE56-32250
	18	ZE56-32246	-
450SEF FACTORY	19-22	-	ZE56-32250
	18	ZE56-32246	-
500SEF FACTORY	19-20	-	ZE56-32250
125SC FACTORY	19-20	-	ZE56-32250
250SC FACTORY	19-20	-	ZE56-32250
300SC FACTORY	19-20	-	ZE56-32250
250SCF FACTORY	19-20	-	ZE56-32250
300SCF FACTORY	19-20	-	ZE56-32250
450SCF FACTORY	19-20	-	ZE56-32250
500SCF FACTORY	19-20	-	ZE56-32250



KYB Blue



WP Orange



SHOWA : Red



KYB : Blue



WP : Orange



WP : H-Blue

ZETA REAR SHOCK END CAP

- Replacement end cap for damaged OEM cap, and make easy remove when disassembling with the groove and looks great.
- 4 grooves can be tapped and easily removed.
- Made of 7000 series aluminum and anodized finish.

Cylinder size	KYB	SHOWA	WP	
	Blue	Red	Orange	H-Blue
φ46mm	ZE56-12026	-	ZE56-12053	ZE56-12053
φ50mm	ZE56-12016	ZE56-12032	ZE56-12043	ZE56-12049

Bike	Year	SHOWA	KYB
		Red	Blue
HONDA			
CR250R	05-07	ZE56-12032	-
CRF250R	05-22	ZE56-12032	-
	05-08	ZE56-12032	-
CRF450R	09-16	-	ZE56-12016
	17-22	ZE56-12032	-
CRF250RX	19-22	ZE56-12032	-
CRF450RX	17-22	ZE56-12032	-
CRF250X	06-17	ZE56-12032	-
CRF450X	05-22	ZE56-12032	-
YAMAHA			
YZ125/250	06-22	-	ZE56-12026
YZ250F	14-22	-	ZE56-12016
YZ450F	10-22	-	ZE56-12016
YZ125X	17-22	-	ZE56-12026
YZ250X	16-22	-	ZE56-12026
YZ250FX	15-22	-	ZE56-12016
YZ450FX	16-22	-	ZE56-12016
WR250F	15-22	-	ZE56-12016
WR450F	16-22	-	ZE56-12016
KAWASAKI			
KX250F	07-18	ZE56-12032	-
KX250	19	ZE56-12032	-
	20-22	-	ZE56-12016
KX250X	21-22	-	ZE56-12016
KX450F	09-14	-	ZE56-12016
	15-18	ZE56-12032	-
KX450	19-22	ZE56-12032	-
KX450X	21-22	ZE56-12032	-
SUZUKI			
RM-Z250	16-22	-	ZE56-12016
RM-Z450	18-22	ZE56-12032	-
GASGAS			
MC85	21-22	ZE56-12052	-
MC125	21-22	ZE56-12042	-
MC250F/450F	21-22	ZE56-12042	-
EX250F/350F/450F	21-22	ZE56-12042	-
EX300	21-22	ZE56-12042	-
EC250	18-20	-	ZE56-12026
	21-22	ZE56-12042	-
EC300	18-20	-	ZE56-12026
	21-22	ZE56-12042	-
EC250F/350F	21-22	ZE56-12042	-
XC250/300	18-20	-	ZE56-12026
ENDURO	-	-	-
GP250/300	18-20	-	ZE56-12026

Bike	Year	WP	
		Orange	H-Blue
KTM			
85SX	04-22	ZE56-12053	-
125SX	09-22	ZE56-12043	-
150SX	09-22	ZE56-12043	-
250SX	09-22	ZE56-12043	-
250SX-F	09-22	ZE56-12043	-
350SX-F	11-22	ZE56-12043	-
450SX-F	09-22	ZE56-12043	-
125EXC	09-16	ZE56-12043	-
150EXC	20-22	ZE56-12053	-
200EXC	09-16	ZE56-12043	-
250EXC	09-16	ZE56-12043	-
	17-22	ZE56-12053	-
300EXC	09-16	ZE56-12043	-
	17-22	ZE56-12053	-
250EXC-F	09-16	ZE56-12043	-
	17-22	ZE56-12053	-
350EXC-F	12-16	ZE56-12043	-
	17-22	ZE56-12053	-
450EXC-F	09-16	ZE56-12043	-
	17-22	ZE56-12053	-
500EXC-F			
	12-16	ZE56-12043	-
	17-22	ZE56-12053	-
125XC	21-22	ZE56-12043	-
150XC	10-14	ZE56-12053	-
250XC	09-22	ZE56-12043	-
300XC	09-22	ZE56-12043	-
350XC-F	11-22	ZE56-12043	-
450XC-F	09-22	ZE56-12043	-
125XC-W	17-19	ZE56-12053	-
150XC-W	17-22	ZE56-12053	-
200XC-W	09-16	ZE56-12043	-
	09-16	ZE56-12043	-
250XC-W	17-22	ZE56-12053	-
300XC-W	09-16	ZE56-12043	-
	17-22	ZE56-12053	-
250XCF-W	09-16	ZE56-12043	-
350XCF-W	12-16	ZE56-12043	-
	20-22	ZE56-12053	-
450XC-W	09-16	ZE56-12043	-
500XC-W	12-16	ZE56-12043	-
500XCF-W	20-22	ZE56-12053	-

Bike	Year	WP	
		H-Blue	H-Blue
HUSQVARNNA			
TC85	14-22	ZE56-12059	-
TC125	14-20	ZE56-12049	-
TC250	14-20	ZE56-12049	-
FC250	14-20	ZE56-12049	-
FC350	14-20	ZE56-12049	-
FC450	14-20	ZE56-12049	-
TE125	14-16	ZE56-12049	-
TE150	17-22	ZE56-12049	-
TE250	14-22	ZE56-12049	-
TE300	14-22	ZE56-12049	-
FE250	14-22	ZE56-12049	-
FE350	14-22	ZE56-12049	-
FE450	14-22	ZE56-12049	-
FE501	14-22	ZE56-12049	-
TX125	17-19	ZE56-12049	-
TX300	17-22	ZE56-12049	-
FX350	17-22	ZE56-12049	-
FX450	17-22	ZE56-12049	-



ZETA WP REAR SUSPENSION GAS VALVE

- WP made rear shock sub tank gas sealed valve conversion adapter (Schrader type).
- Allows Nitrogen gas fitting through a universal schrader valve without WP special tools.
- By adding the prevent-falling design, the reliability is improved.
- Lineup of two types: Dent and Flat.

Bike	Year	Dent	Flat
		ZE56-51058	ZE56-51064
HUSQVARNNA			
TC85	14-17	ZE56-51058	-
	18-22	-	ZE56-51064
TC125	14-15	ZE56-51058	-
	16-22	-	ZE56-51064
TC250	14-16	ZE56-51058	-
	17-22	-	ZE56-51064
FC250	14-15	ZE56-51058	-
	16-22	-	ZE56-51064
FC350	14-15	ZE56-51058	-
	16-22	-	ZE56-51064
FC450	14-15	ZE56-51058	-
	16-22	-	ZE56-51064
TE125	14-16	ZE56-51058	-
TE150	17-22	ZE56-51058	-
TE250(TE250i)	14-16	ZE56-51058	-
	17-22	-	ZE56-51064
TE300(TE300i)	14-16	ZE56-51058	-
	17-22	-	ZE56-51064
FE250	14-16	ZE56-51058	-
	17-22	-	ZE56-51064
FE350	14-16	ZE56-51058	-
	17-22	-	ZE56-51064
FE450	14-16	ZE56-51058	-
	17-22	-	ZE56-51064
FE501	14-16	ZE56-51058	-
	17-22	-	ZE56-51064
TX125	17-19	-	ZE56-51064
TX300	17-22	-	ZE56-51064
FX350	17-22	-	ZE56-51064
FX450	17-22	-	ZE56-51064
GASGAS			
MC-E5	21-22	ZE56-51058	-
MC125	21-22	-	ZE56-51064
MC250F	21-22	-	ZE56-51064
MC450F	21-22	-	ZE56-51064
EX250F	21-22	-	ZE56-51064
EX300	21-22	-	ZE56-51064
EX350F	21-22	-	ZE56-51064
EX450F	21-22	-	ZE56-51064
EC250	21-22	-	ZE56-51064
EC300	21-22	-	ZE56-51064
EC250F	21-22	-	ZE56-51064
EC350F	21-22	-	ZE56-51064

Bike	Year	Dent	Flat
		ZE56-51058	ZE56-51064
KTM			
85SX	08-17	ZE56-51058	-
	18-22	-	ZE56-51064
125SX	07-15	ZE56-51058	-
	16-22	-	ZE56-51064
150SX	09-15	ZE56-51058	-
	16-22	-	ZE56-51064
250SX	07-15	ZE56-51058	-
	16-22	-	ZE56-51064
250SX-F	07-15	ZE56-51058	-
	16-22	-	ZE56-51064
350SX-F	11-15	ZE56-51058	-
	16-22	-	ZE56-51064
450SX-F	07-15	ZE56-51058	-
	16-22	-	ZE56-51064
125EXC	07-16	ZE56-51058	-
150EXC	20-22	-	ZE56-51064
200EXC	07-16	ZE56-51058	-
	07-16	-	ZE56-51064
250EXC	07-16	ZE56-51058	-
	17-22	-	ZE56-51064
300EXC	07-16	ZE56-51058	-
	07-16	-	ZE56-51064
250EXC-F	12-16	ZE56-51058	-
	17-22	-	ZE56-51064
350EXC-F	17-22	ZE56-51058	-
	07-16	ZE56-51058	-
450EXC	12-16	ZE56-51058	-
	17-22	-	ZE56-51064
500EXC	12-16	ZE56-51058	-
	17-22	-	ZE56-51064
150XC	10-14	ZE56-51058	-
	17-22	-	ZE56-51064
250XC	07-16	ZE56-51058	-
	17-22	-	ZE56-51064
300XC	07-16	ZE56-51058	-
	17-22	-	ZE56-51064
250XC-F	07-15	ZE56-51058	-
	16-22	-	ZE56-51064
350XC-F	11-15	ZE56-51058	-
	16-22	-	ZE56-51064
450XC-F	08-15	ZE56-51058	-
	16-22	-	ZE56-51064
125XC-W	17-19	-	ZE56-51064
150XC-W	17-22	-	ZE56-51064
200XC-W	07-16	ZE56-51058	-
	07-16	-	ZE56-51064
250XC-W	17-22	ZE56-51058	-
	07-16	ZE56-51058	-
300XC-W	17-22	ZE56-51058	-
	07-16	ZE56-51058	-
450XC-W	12-16	ZE56-51058	-
500XC-W	12-16	ZE56-51058	-
250XCF-W	12-16	ZE56-51058	-
350XCF-W	20-22	-	ZE56-51064
500XCF-W	20-22	-	ZE56-51064

ZETA

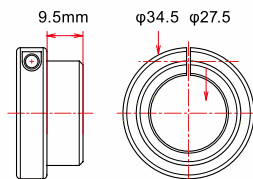
FRONT FORK BOTTOM ADJUSTER

- It allows the adjuster to adjust on the bottom of the front fork without using a tool.
- Just pinch and turn. It relieves the stress job "turning and adjusting with a flat tip screwdriver".
- Click feeling allows easy adjustment of front fork suspension bottom adjuster.
- Easy to install, just replace OEM bottom adjuster bolt to our kit.
- CNC machined from high grade aluminum for extreme durability.
- Black anodized body and red anodized adjuster knob.

Part #	Type	Dial	Kit contents
ZE56-20010	KYB AOS	6 clicks / 1 dial	2pcs
ZE56-20020	SHOWA AOS	6 clicks / 1 dial	2pcs
ZE56-20030	WP AER	8 clicks / 1 dial	1pc



Bike	Year	Part #	Bike	Year	Part #
HONDA			HUSQVERNA		
CRF250R	18-22	ZE56-20020	CR125	10-13	ZE56-20010
CRF450R	09-14	ZE56-20010	CR150	11	ZE56-20010
	17-22	ZE56-20020	TC250	10-13	ZE56-20010
CRF250RX	19-22	ZE56-20020	TC449	11-13	ZE56-20010
CRF450RX	17-22	ZE56-20020	TC450	10	ZE56-20010
CRF450X	19-22	ZE56-20020	TXC250	10-13	ZE56-20010
CRF450L	19-20	ZE56-20020	TXC449	11-13	ZE56-20010
CRF450RL	21-22	ZE56-20020	TXC450	10	ZE56-20010
YAMAHA			TXC510	10	ZE56-20010
YZ125/250	08-22	ZE56-20010	TXC511	11-13	ZE56-20010
YZ250F/450F	08-22	ZE56-20010	TC125	17-20	ZE56-20030
YZ125X	17-22	ZE56-20010	TC250	17-20	ZE56-20030
YZ250X	16-22	ZE56-20010	FC250	17-20	ZE56-20030
YZ250FX	15-22	ZE56-20010	FC350	17-20	ZE56-20030
YZ450FX	16-22	ZE56-20010	FC450	17-20	ZE56-20030
WR250F	15-22	ZE56-20010	FX450	17-20	ZE56-20030
WR450F	12-22	ZE56-20010	FX350	17-20	ZE56-20030
KAWASAKI			TX300	17-20	ZE56-20030
KX250	20-22	ZE56-20010	GASGAS		
KX250X/450X	21-22	ZE56-20010	EC250	18-20	ZE56-20010
KX450F	08-14	ZE56-20010	EC300	18-20	ZE56-20010
KX450	19-22	ZE56-20020	XC250	18-20	ZE56-20010
SUZUKI			XC300	18-20	ZE56-20010
RM-Z250	19-22	ZE56-20010	ENDURO GP250	18-20	ZE56-20010
RM-Z450	18-22	ZE56-20020	ENDURO GP300	18-20	ZE56-20010
KTM			SHERCO		
125SX	16-21	ZE56-20030	250SE FACTORY	19-22	ZE56-20010
150SX	16-20	ZE56-20030	300SE FACTORY	19-22	ZE56-20010
250SX	17-20	ZE56-20030	250SEF FACTORY	19-22	ZE56-20010
250SX-F	16-20	ZE56-20030	300SEF FACTORY	19-22	ZE56-20010
350SX-F	16-20	ZE56-20030	450SEF FACTORY	19-22	ZE56-20010
450SX-F	16-20	ZE56-20030	500SEF FACTORY	19-20	ZE56-20010
250XC	17-20	ZE56-20030	125SC FACTORY	19-20	ZE56-20010
300XC	17-20	ZE56-20030	250SC FACTORY	19-20	ZE56-20010
250XC-F	17-20	ZE56-20030	300SC FACTORY	19-20	ZE56-20010
350XC-F	17-20	ZE56-20030	250SCF FACTORY	19-20	ZE56-20010
450XC-F	17-20	ZE56-20030	300SCF FACTORY	19-20	ZE56-20010
			450SCF FACTORY	19-20	ZE56-20010
			500SCF FACTORY	19-20	ZE56-20010



ZETA

FORK BOTTOM PROTECTOR

- Lower bracket fork protector for KYB front forks.
- Fits inside of lower bracket adjuster area to prevent breakage of bracket edge due to hard rocks hitting edge.
- Made of durable 7000 grade aluminum, blue hard anodized finish.
- Comes in pairs.

Part #
ZE93-7016

Bike	Year	Color
HONDA		
CRF450R	09-14	ZE93-7016
YAMAHA		
YZ125	05-22	ZE93-7016
YZ250	05-22	ZE93-7016
YZ250F	05-22	ZE93-7016
YZ450F	05-22	ZE93-7016
YZ125X	17-22	ZE93-7016
YZ250X	16-22	ZE93-7016
YZ250FX	15-22	ZE93-7016
YZ450FX	16-22	ZE93-7016
KAWASAKI		
KX450F	08-14	ZE93-7016



CONTROL



LEVER



HANDLEBAR ACCESSORIES



HAND GUARD



BODY GUARD



BODY PARTS



FOOT PARTS



SUSPENSION



ACCESSORIES



CARBON





Seat position

Stock

Lowered

ZETA

LOWDOWN SPRING for CT125

- Lowdown spring for CT125 Hunter Cub.
- By replacing the springs lower the height by about 20mm.*1
- Three different spring rates provides soft at the beginning of compressing and strong when deeply compressing.
- This improves reaching the ground with feet without losing its performance.
- The performance will work for shorter riders in city use.
- The stock stand can be used.
- The front spring can be easily replaced by simply removing the fork top cap.*2

[Attention]

Assemble with the narrower side facing up.

Spring	Part #
Front	ZE56-9331
Rear	ZE56-9431

The actual amount of lowering will be affected by body weight.

*1 When a rider weighing 70kg rides the bike, it is lowered about 20mm. The actual amount of lowering will be affected by the rider's weight.

*2 Since the front spring has a reduced stroke, adding 15-20ml of fork oil (viscosity: 10w) to each side will provide a smoother suspension effect with less bottoming out.

CONTROL



LEVER



HANDLEBAR ACCESSORIES



HAND GUARD



BODY GUARD



BODY PARTS



FOOT PARTS



SUSPENSION



ACCESSORIES



CARBON



105



ZETA

OFF-ROAD SUSPENSION KIT CROSS CUB 110

The front is a high lift specification that increases the stroke amount and overall length by +30 mm by changing to a long type cylinder. A special front spring is set, and the spring rate is changed to 20% higher than the stock one according to the extended stroke amount. Along with this, the effectiveness of the damper is also adjusted to enable smooth movement with a long stroke, improve road followability on dirt roads, and suppress bottom thrust.

- High lift specification that extends the total length by +30 mm by replacing it with a strong rear shock bracket.
- Needle bearing is already installed in the shock mounting part at the bottom of the bracket.
- Since it rotates without resistance compared to the standard rubber bush, it absorbs impact more smoothly without giving unnecessary resistance to the compression and rebound operation of the damper.


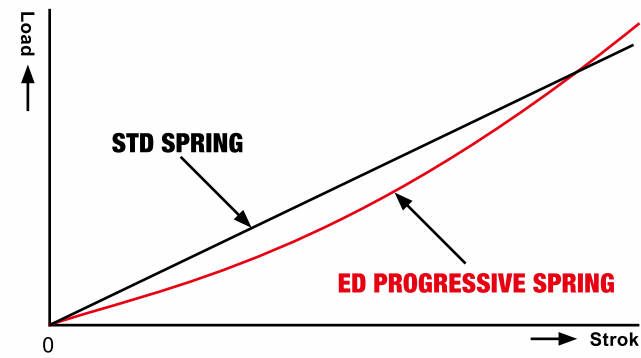


Part #

[ZE56-9510](#)

"It's soft at the beginning of the compress, and when it's deeply compressed, hold it down Variable Rate Spring for Enduro"

Spring characteristic



White

ZETA ED PROGRESSIVE SPRING

- A spring with progressive characteristics for enduro.
- The standard spring has a characteristic that the load linearly stiffens in proportion to the amount the suspension sinks, whereas the progressive spring has a characteristic that it is soft when it starts to sink and strong when it sinks deeply.
- With a small gap, the suspension moves well and absorbs well, so there is less strain on the body and the center of gravity when driving is lower, allowing stable cornering.
- It is difficult to hit the bottom when a large impact such as when passing a large gap or landing a jump.
- In addition, since the beginning of compressing is soft, foot contact is also improved.

Bike	Year	Adaptation	Part#	Color	Spring rate
YZ125X	17-21	Front	ZE56-9161	-	3.6 - 4.2 N/mm
	17-22	Rear	ZE56-9261	White	39 - 44 N/mm
YZ250X	16-22	Front	ZE56-9164	-	3.85 - 4.3 N/mm
		Rear	ZE56-9264	White	42 - 50 N/mm
YZ250FX	15-19	Front	ZE56-9167	-	3.85 - 4.3 N/mm
YZ250FX	20-22	Rear	ZE56-9267	White	45 - 51 N/mm

[Note] Assemble the front spring so that the marking is on the lower side.



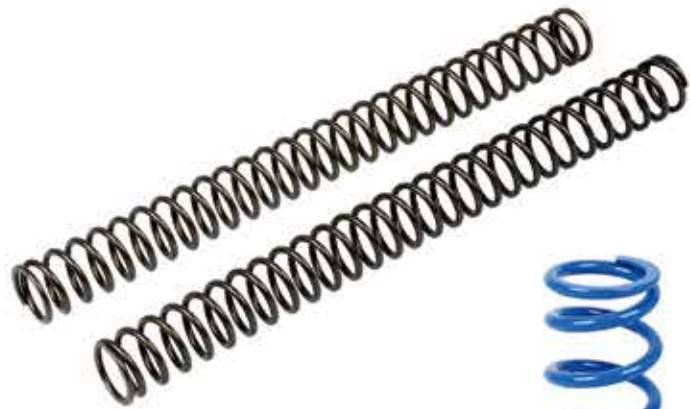
Model: Height 173 cm, Weight 58 kg

Front: ZETA Lowdown inner kit (-30mm) + ED soft spring built-in Fork protrusion amount set to maximum.

Rear: ZETA Lowdown inner kit (-30mm) + ZETA lowering link (-28mm) + ED soft spring already installed

Bike	Year	Front	Rear
			Blue
YZ250FX	15-19	ZE56-7262	ZE56-8261-1
	20-22	-	ZE56-8261-1
YZ450FX	16-18	ZE56-7262	ZE56-8261-1
	19-22	-	ZE56-8261-1
WR250F	15-19	ZE56-7262	ZE56-8261-1
	20-22	-	ZE56-8261-1
WR450F	16-18	ZE56-7262	ZE56-8261-1
	19-22	-	ZE56-8261-1

[Note] Assemble the front spring so that the marking is on the lower side.



Blue

ZETA ED SHOCK SPRING ENDURO SOFT

- Ideal for YZ250FX/450FX users who feel that the normal suspension is hard.
- Since the stock option parts do not have soft springs set, they can be used as setting parts for hard road surfaces such as scree.
- In addition, the suspension tends to be compressed, so it provides a low-down effect.

CONTROL



LEVER



HANDLEBAR ACCESSORIES



HAND GUARD



BODY GUARD



BODY PARTS



FOOT PARTS



SUSPENSION



ACCESSORIES



CARBON



KTM 85SX



Orange

ZETA BUMP RUBBER HOLDER

- Rear suspension bump rubber holder for KTM / HUSQVARNA 85 cc.
- Make your bump rubber have a longer life than OEM rubber holder due to the special bump rubber holding cup design.
- CNC machined aluminum with orange anodized finish.

* Disassembling shock unit is required for installation.



Part#	Color	Bike
ZE56-50013	Orange	KTM 85SX '04 - 17 HUSQVARNA TC85 '14 - 17



ZETA
FRONT FORK LOWDOWN SPRING for TENERE700

- Front fork spring with progressive characteristic for touring on Tenere700.
- Exchanging with the stock springs lowers the seat height for better ground touching.
- Spring rate is adjusted to minimize the risk of bottom out even with the less amount of travel.
- Using with DRC lowering link kit let you ride with the comfort stock seat wit 40mm lower height.

Compatible with YAMAHA optional lowering like plate (-18mm) as well

Part #	Description	Bike	Color
ZE56-9321	Front	TENERE700	20-21



**REAR SUSPENSION LINK KIT
 LOWDOWN**
 D46-01-238

P160

D46-01-238
Rear Suspension Link Kit
-40mm

Seat height will be 40mm lower.
(Red Line)

ZE56-9321
Front Fork Lowdown Spring
-30mm
 Sticking out amount is adjusted to +10mm
-40mm

STD
(Yellow Line)



[Instruction for reference]

In case of using with DRC lowering link kit (D46-01-238), the link kit lowers the seat height 40mm the front forks sticks out 10mm upward with the lowering springs installed which creates a good balance between the front and rear.

In case of using with YAMAHA optional lowering link plates, the link plates lowers the seat height 18mm and the front fork does not stick out of the top end of the outer tube. Installing lowering springs creates a fine balance between front and rear.

Actual seat lowering amount will be different for every riders, the amount sticking out needs to be adjusted.

**Sample case of a model sitting
 Height 181cm Weight 70kg**

CONTROL



LEVER



HANDLEBAR ACCESSORIES



HAND GUARD



BODY GUARD



BODY PARTS



FOOT PARTS



SUSPENSION



ACCESSORIES



CARBON





FACE MASK

Washable
Reusable
Mask



Breathability



Antistatic



Perfect Fit

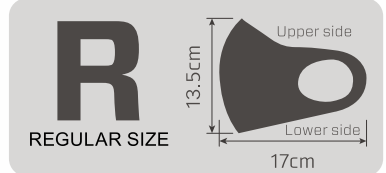
Non-medical



ZETA DIRTBREAK FACE MASK ZETA/DIRTFREAK 2pcs

- Rewashable and reusable mask.
- Comes with 2 masks, Black ZETA and Gray DIRTBREAK.
- A perfect fit with 3D draping and stretch material.
- Not stuffy and good breathability.
- Static electricity is unlikely to occur.
- Unisex regular size.

* It does not completely prevent non-medical viruses and harmful substances.



Material :	Polyurethane 89.9% / Spandex 10.1%
Shelf Life :	2 Years
Size :	13.5 cm x 17 cm

Part #	Color
DF29-1001	ZETA Black DIRTFREAK Gray

CONTROL



LEVER



HANDLEBAR
ACCESSORIES



HAND
GUARD



BODY
GUARD



BODY
PARTS



FOOT
PARTS



SUSPENSION



ACCESSORIES



CARBON



ZETA TRACK TAPE

Part #	Color
DF29-7081	ZETA
DF29-7021	DIRTFREAK




ZETA LEVER DISPLAY

Part #
ZE00-0001



ZETA FRONT FENDER DECAL

Part #	Color
MO33-0701	ZETA Racing Black
MO33-0702	ZETA Racing White



DISPLAY RACK

Part #	Size
D39-11-111	70 X 190 cm (2.3" x 6.2")



ZETA LOGO BANNER

Part #	Size
ZE65-0501	30 x 90 cm (1" x 3")



ZE50-2115



ZE50-2113



ZE50-2111

ZETA LOGO BANNER

Part #	Size
ZE50-2111	65 x 35 mm
ZE50-2113	100 x 20 mm
ZE50-2115	150 x 30 mm



ZETA STICKER KIT 2 pcs

Part #	Size
ZE50-0103	47 x 20 mm (1.85" x 0.7")

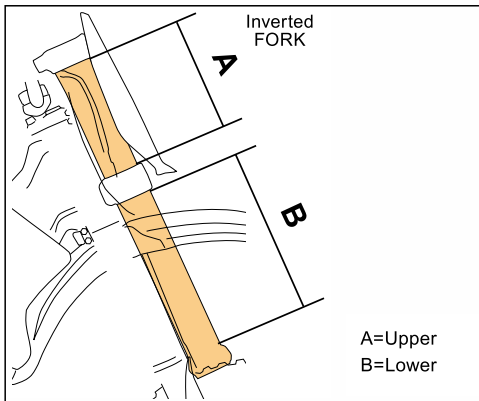


FORK WRAPS SIZE CHART

Description	Part #	Size (mm)		Description	Part #	Size (mm)	
		Length	Diameter			Length	Diameter
UPR	ZC35-4314	164	45	LWR	ZC35-4336	225	52
	ZC35-4332	160	52		ZC35-4338	248	52
	ZC35-4334	178	52				

**Z-CARBON
FORK WRAPS**

- Carbon front fork wrap for dirt bikes.
- Made of aircraft grade durable dry carbon fiber.
- Protect your front fork outer tube from brush and water during your ride.
- Easy to install, just attach on to front forks.
- Lower and upper fork guards available, comes in a pair.



Please measure the length of A and B in the picture above and refer to list below for your fork wrap part number.

	Bike	Year	UPR	LWR
HONDA	CRF250R	04-22	ZC35-4334	ZC35-4338
	CRF450R	02-22	ZC35-4334	ZC35-4338
	CRF250RX	19-22	ZC35-4334	ZC35-4338
	CRF450RX	17-22	ZC35-4334	ZC35-4338
	CRF450L	19-22	ZC35-4334	ZC35-4338
	CRF450RL	21-22	ZC35-4334	ZC35-4338
	CRF250X/450X	04-21	ZC35-4334	ZC35-4338
	XR250/MOTARD	03-07	ZC35-4332	ZC35-4336
	CRF250L	12-21	ZC35-4332	ZC35-4336
	CRF250L(S)/RALLY(S)	21	ZC35-4332	ZC35-4336
	CRF250M	12-19	ZC35-4332	ZC35-4336
	CRF250RALLY	17-21	ZC35-4332	ZC35-4338
CRF300L/RALLY	21	ZC35-4332	ZC35-4338	
YAMAHA	YZ65	18-22	-	ZC35-4314
	YZ125/250	08-22	ZC35-4334	ZC35-4338
	YZ250F/450F	08-22	ZC35-4334	ZC35-4338
	YZ125X	17-22	ZC35-4334	ZC35-4338
	YZ250X	16-22	ZC35-4334	ZC35-4338
	YZ250FX	15-22	ZC35-4334	ZC35-4338
	YZ450FX	16-22	ZC35-4334	ZC35-4338
	WR250F/450F	07-22	ZC35-4334	ZC35-4338
WR250R/X	07-20	ZC35-4332	ZC35-4336	
KAWASAKI	KX250F	07-18	ZC35-4334	ZC35-4336
	KX250	19-22	ZC35-4334	ZC35-4336
	KX250X/450X	21-22	ZC35-4334	ZC35-4336
	KX450F	07-18	ZC35-4334	ZC35-4338
	KX450	19-22	ZC35-4334	ZC35-4338
SUZUKI	KLX450R	08-15	ZC35-4334	ZC35-4338
	KLX250/D-TRACKER/X	98-20	ZC35-4332	ZC35-4336
	RM85	02-17	ZC35-4314	-
	RM-Z250	07-22	ZC35-4332	ZC35-4338
	RM-Z450	08-22	ZC35-4332	ZC35-4338
KTM	RMX450Z	10-15	ZC35-4332	ZC35-4338
	250SB	02-06	ZC35-4332	ZC35-4336
HUSQVARNA	DR-Z400SM	04-19	ZC35-4332	ZC35-4336
	85SX	03-09	ZC35-4314	-
GASGAS	125-450SX/SXF/EXC/EXCF/XCF/XCW	08-22	ZC35-4332	ZC35-4338
	TC/FC/TE/FE 125-450	14-22	ZC35-4332	ZC35-4338
	MC/EC 125-450	21-22	ZC35-4332	ZC35-4338



**Z-CARBON
UNIVERSAL EX PIPE GUARD**

- Carbon head pipe guards.
- Guards for universal type are available.
- Universal type exhaust pipe installation diameter is from 26 mm to 50 mm.

Part # **ZC31-3000** Universal type

Part # **ZC31-3901** Replacement Mount kit



CONTROL



LEVER



HANDLEBAR
ACCESSORIES



HAND
GUARD



BODY
GUARD



BODY
PARTS



FOOT
PARTS



SUSPENSION



ACCESSORIES



CARBON





Z-CARBON

DRIVE COVER



- Light weight durable carbon drive cover.
- Designed to keep mud out of the front sprocket area.

	Bike	Year	Part #
YAMAHA	WR250R/X	07-20	ZC35-3135
	KLX125 D-TRACKER125	10-16	ZC35-3117
KAWASAKI	KLX150BF	16-17	ZC35-3117
	KLX150L	15-18	ZC35-3117
	KLX150S	09-13	ZC35-3117

CONTROL



LEVER



HANDLEBAR
ACCESSORIES



HAND
GUARD



BODY
GUARD



BODY
PARTS



FOOT
PARTS



SUSPENSION



ACCESSORIES



CARBON



Bike	Year	Part #
HONDA		
CR85 #	03-07	ZC35-0104
XR250/BAJA/ MOTARD #	95-07	ZC35-0104
YAMAHA		
YZ125/250	06-21	ZC35-0133
YZ250F	06-20	ZC35-0133
YZ450F	06-19	ZC35-0133
YZ125X	17-22	ZC35-0133
YZ250X	16-22	ZC35-0133
YZ250FX	15-21	ZC35-0133
YZ450FX	16-20	ZC35-0133
WR250F/450F	06-22	ZC35-0133
WR250R/X	07-20	ZC35-0133

#Aluminum bolts are included.



Z-CARBON

REAR CALIPER GUARD



- Durable and beautiful light weight carbon rear brake caliper guards.
- Protect rear brake caliper from rocks.



Z-CARBON

CHAIN COVER



- Carbon chain cover for dual sport bikes.
- Install with OE chain cover bracket on swing arm.
- Light weight protection for your heels from the drive chain and sprocket.

	Bike	Year	Part #
HONDA	XR250/BAJA #	95-07	ZC35-2206
	SEROW250	05-20	ZC35-2206
YAMAHA	WR250R/X	07-20	ZC35-2206
	KLX125 D-TRACKER125	10-16	ZC35-2217
KAWASAKI	KLX150BF	16	ZC35-2217
	KLX150S	09-13	ZC35-2217

Not available for XR250MOTARD.



Z-CARBON

FRAME GUARD




- Carbon frame guards prevent scratches and chipping of your bike.
- Flat surface provides better grip and control.
- Designed specifically for each model.
- Made of aircraft grade dry carbon fiber for light weight and durable construction.

	Bike	Year	Part #
HONDA	CRF250L/M	12-20	ZC35-5106
	CRF250RALLY	17-20	ZC35-5106
YAMAHA	WR250R/X	07-20	ZC35-5134



Z WHEEL

DRASTIC WEIGHT REDUCTION



- ASTELIGHT HUB achieves thorough weight reduction through CNC process while keeping necessary and sufficient strength.
- The middle portion is boldly cut inside as shown in image (A), and has CNC process done even in areas not visible. Since a large force is not stressed to the portion of the oil seal in image (B), by reducing the thickness, it contributes to weight reduction.
- The accumulation detailed efforts achieves 2/3 weight compared to other brands.

HUB DESIGN



- The front hub is "concave design" that draws a gentle curved shape on the center body.
- Even with the thin design, the curve absorbs impact from outside.
- By having shaved the inside and smoothed the outside shape, there is no waste in performance.

DISTANCE COLLAR



- The material uses A7075 T6 aluminum to ensure sufficient strength. Even the non-visible portion reduces the weight by the thinning of the distance collar except at the ends.

COMPATIBILITY WITH STOCK BEARING AND OIL SEAL



- To have compatibility with the stock parts, easy maintenance is not the only target. But to use the same size as the manufacturer focuses importantly on balance.

Z-WHEEL ASTELIGHT HUB

- Racing spec hubs for real MX and ED racing.
 - Compatible hubs, designed to use with OE spokes, rims and wheel spacers.
 - CNC machined from durable aluminum.
 - Light weight construction yet strong.
 - Slant holes on the hubs to keep mud out from the hub body.
 - Available in Black, Blue H-Blue, Yellow, Green, Red and Orange colors.
- # Use OE or ZETA Wheel Spacers (P76) for installation.

HONDA	Year	FRONT		REAR	
		Black	Red	Black	Red
CR125R	95-01	W41-11111	W41-11113	-	-
	02-07	W41-11111	W41-11113	-	W41-11213
CR250R	95-99	W41-11111	W41-11113	-	-
	00-07	W41-11111	W41-11113	-	W41-11213
CRF250R	04-13	W41-11111	W41-11113	-	W41-11213
	14-22	W41-11111	W41-11113	W41-11221	W41-11223
CRF450R	02-12	W41-11111	W41-11113	-	W41-11213
CRF250X	13-22	W41-11111 *1	W41-11113 *1	W41-11221	W41-11223
CRF450X	04-17	W41-11111 *1	W41-11113 *1	-	W41-11213
CRF250RX	19-22	W41-11111	W41-11113	W41-11221	W41-11223
CRF450RX	19-22	W41-11111	W41-11113	W41-11221	W41-11223
CRF450L	19-20	W41-11111	W41-11113	W41-11221	W41-11223
CRF450RL	21-22	W41-11111	W41-11113	W41-11221	W41-11223
CRF1000L	-	-	-	-	-
AFRICA TWIN/ Adventure Sport	16-19	-	W41-12143	-	W41-12243
CRF1100L AFRICA TWIN	20-21	-	W41-12143	-	W41-12243

YAMAHA	Year	FRONT		REAR	
		Black	Blue	Black	Blue
YZ125	02-22	W41-41111	W41-41112	W41-41201	W41-41202
YZ250	02-22	W41-41111	W41-41112	W41-41201	W41-41202
	02-08	W41-41111	W41-41112	W41-41201	W41-41202
YZ250F	09-13	W41-41111	W41-41112	W41-41211	W41-41212
	14-21	W41-41121	W41-41122	W41-41211	W41-41212
YZ246F	22	W41-41121	W41-41122	-	-
	02	W41-41111	W41-41112	W41-41201	W41-41202
YZ450F	03-08	W41-41111	W41-41112	W41-41201	W41-41202
	09-13	W41-41111	W41-41112	W41-41211	W41-41212
YZ125X	14-21	W41-41121	W41-41122	W41-41211	W41-41212
	22	W41-41121	W41-41122	-	-
YZ250X	17-22	W41-41111	W41-41112	W41-41201	W41-41202
YZ250FX	16-22	W41-41111	W41-41112	W41-41201	W41-41202
YZ450FX	15-22	W41-41121	W41-41122	W41-41201	W41-41202
WR250F	16-22	W41-41121	W41-41122	W41-41201	W41-41202
WR426F	02-19	W41-41111 *2	W41-41112 *2	W41-41201	W41-41202
	20-22	W41-41121	W41-41122	W41-41201	W41-41202
WR450F	02	W41-41111 *2	W41-41112	W41-41201	W41-41202
	03-18	W41-41111 *2	W41-41112 *2	W41-41201	W41-41202
	19-22	W41-41121	W41-41122	W41-41201	W41-41202

KAWASAKI	Year	FRONT		REAR	
		Black	Green	Black	Green
KX125/250	03-05	-	-	W41-21211	W41-21214
	06-08	-	W41-21114	W41-21211	W41-21214
KX250F	04-05	-	-	W41-21211	W41-21214
	06-18	-	W41-21114	W41-21211	W41-21214
KX250	19-20	-	W41-21114	W41-21211	W41-21214
	21-22	W41-21121	W41-21124	W41-21211	W41-21214
KX250X	21-22	W41-21121	W41-21124	W41-21211	W41-21214
KX450F	06-18	-	W41-21114	W41-21211	W41-21214
KX450	19-22	W41-21121	W41-21124	W41-21211	W41-21214
KX450X	21-22	W41-21121	W41-21124	W41-21211	W41-21214
KLX450R	08-20	-	W41-21114 *3	W41-21211	W41-21214

SUZUKI	Year	FRONT		REAR	
		Black	Yellow	Black	Yellow
RM-Z250	04-06	-	-	W41-21211	-
RM-Z450	07-22	W41-31111	W41-31115	W41-31211	W41-31215
RMX450Z	05-22	W41-31111	W41-31115	W41-31211	W41-31215
	10-19	W41-31111	W41-31115	W41-31211	W41-31215

KTM	Year	FRONT			REAR		
		Black	Orange	H-Blue	Black	Orange	H-Blue
SX/SX-F 125-505	03-22	W41-51111	W41-51117	W41-51119	W41-51211	W41-51217	W41-51219
XC/XC-F 150-525	08-22	W41-51111	W41-51117	W41-51119	W41-51211	W41-51217	W41-51219
EXC/EXC-F 125-530	03-22	W41-51111	W41-51117	W41-51119	W41-51211	W41-51217	W41-51219
XC-W/XCF-W 125-530	08-22	W41-51111	W41-51117	W41-51119	W41-51211	W41-51217	W41-51219
450SMR	06-14	W41-51111	W41-51117	W41-51119	W41-51211	W41-51217	W41-51219
450SMR	21-22	W41-51111	W41-51117	W41-51119	W41-51211	W41-51217	W41-51219

HUSABERG	Year	FRONT			REAR		
		Black	Orange	H-Blue	Black	Orange	H-Blue
TE/FE125-650	08-14	W41-51111	W41-51117	W41-51119	W41-51211	W41-51217	W41-51219

HUSQVARNA	Year	FRONT			REAR		
		Black	Orange	H-Blue	Black	Orange	H-Blue
TE/FE125-501/S	14-22	W41-51111	W41-51117	W41-51119	W41-51211	W41-51217	W41-51219
TC/FC125-450	14-22	W41-51111	W41-51117	W41-51119	W41-51211	W41-51217	W41-51219
TX/FX125-450	17-22	W41-51111	W41-51117	W41-51119	W41-51211	W41-51217	W41-51219
FS450	15-22	W41-51111	W41-51117	W41-51119	W41-51211	W41-51217	W41-51219

GASGAS	Year	FRONT			REAR		
		Black	Orange	H-Blue	Black	Orange	H-Blue
MC125	21-22	W41-51111	W41-51117	W41-51119	W41-51211	W41-51217	W41-51219
MC250	22	W41-51111	W41-51117	W41-51119	W41-51211	W41-51217	W41-51219
MC250F	21-22	W41-51111	W41-51117	W41-51119	W41-51211	W41-51217	W41-51219
MC350F	22	W41-51111	W41-51117	W41-51119	W41-51211	W41-51217	W41-51219
MC450F	21-22	W41-51111	W41-51117	W41-51119	W41-51211	W41-51217	W41-51219
EC250/300	21-22	W41-51111	W41-51117	W41-51119	W41-51211	W41-51217	W41-51219
EC250F/350F	21-22	W41-51111	W41-51117	W41-51119	W41-51211	W41-51217	W41-51219
EX250F/350F/450F	21-22	W41-51111	W41-51117	W41-51119	W41-51211	W41-51217	W41-51219
EX250	22	W41-51111	W41-51117	W41-51119	W41-51211	W41-51217	W41-51219
EX300	21-22	W41-51111	W41-51117	W41-51119	W41-51211	W41-51217	W41-51219

* 1 ZETA Wheel Spacer for CRF250R / 450R ZE93-3071 (Red)
 * 2 Please use Oem YZ250F 02-06 front spacers.
 * 3 ZETA Wheel Spacer for KX250F/450F : ZE93-3211 (Red)

WHEEL



BRAKE DISC



BRAKE HOSE



R50 SERIES

WHEEL



BRAKE DISC



BRAKE HOSE



Z-WHEEL R50 RIM FRONT / REAR

- Real racing specification rim for ED and MX Racers.
- Made of A7050-T6 aluminum with special rim design for durability.
- Durable construction yet light weight.
- Available wide rim lineup, latest competition bikes to older and dual sport models.
- Rims available for dual sport models, upgrade to high specification rims used by latest MX racing models.
- Available in Black, Silver, Burgundy Red, and Green.

**#For the models with OE steel nipples, please replace them with Z-Wheel aluminum nipples.
#Replace OE steel nipples with aluminum nipples to make our front and rear wheels weigh 150 g lighter than OE wheels.**

Each hole for rim lock and air valve on the rim.

BLACK



SILVER



BURGUNDY RED



GREEN



S

M

L

Z-WHEEL ROTOR / SPROCKET COVER

- Best cover for transporting and storing a spare wheel with high cushioning neoprene material for protecting the entire surface.
- It prevents oil from adhering to the disc rotor and does not stain the transporter with sprocket oil.
- Comes with a tag to identify disc rotor and sprocket.

Part#	Size	Disc size	Sprocket size	
			520/525/530	428/420
W29-0001	S	Up to ϕ 245	Up to 46T	Up to 57T
W29-0003	M	Up to ϕ 275	Up to 53T	-
W29-0004	L	Up to ϕ 320	-	-





1 Black

8 Silver

3 Burgundy Red

4 Green

Color Nipple lineup P117

ZUHEBEL

Bike	Year	FRONT					REAR								
		Part #	Rim color .No#			Nipple	Part #	Rim color .No#			Nipple				
			Black	Silver	Green			Black	Silver	Burgundy Red		Green			
HONDA															
CR125R	84-94	*1 W01-9241 #	1	8	4	W31-P3368	*2	-	-	-	-	-			
	95-96	*1 W01-9241 #	1	8	4	W31-P3368	*2	W01-7331 #	1	8	3	-	W31-Q6328		
	97-01	*1 W01-9241 #	1	8	4	W31-P3368	*2	W01-7331 #	*1	1	8	3	-	W31-Q6328	
	02-07	W01-9241 #	1	8	4	W31-P3368	*2	W01-7331 #	1	8	3	-	W31-Q6328		
CR125R(Wide)	87-88	-	-	-	-	-	W01-6441 #	*1	1	8	3	4	W31-Q4368	*2	
	89-93	-	-	-	-	-	W01-6431 #	*1	1	-	-	-	W31-Q4328	*2	
	94	-	-	-	-	-	W01-6431 #	1	1	-	-	-	W31-Q6328		
CR250R	84-86	*1 W01-9241 #	1	8	4	W31-P3368	*2	-	-	-	-	-	-		
	87-88	*1 W01-9241 #	1	8	4	W31-P3368	*2	W01-6441 #	*1	1	8	3	4	W31-Q4368	*2
	89-94	*1 W01-9241 #	1	8	4	W31-P3368	*2	W01-6431 #	*1	1	-	-	-	W31-Q4328	*2
	95-96	*1 W01-9241 #	1	8	4	W31-P3368	*2	W01-7431 #	1	8	-	-	-	W31-Q6328	
	97-01	*1 W01-9241 #	1	8	4	W31-P3368	*2	W01-7431 #	*1	1	8	-	-	W31-Q6328	
	02-07	W01-9241 #	1	8	4	W31-P3368	*2	W01-7431 #	1	8	-	-	-	W31-Q6328	
CR500R(US)	84-86	*1 W01-9241 #	1	8	4	W31-P3368	*2	-	-	-	-	-	-		
	87-88	*1 W01-9241 #	1	8	4	W31-P3368	*2	W01-6441 #	*1	1	8	3	4	W31-Q4368	*2
	89-01	*1 W01-9241 #	1	8	4	W31-P3368	*2	W01-6431 #	*1	1	-	-	-	W31-Q4328	*2
CRF250R	04-22	W01-9241 #	1	8	4	W31-P3368	*2	W01-7331 #	1	8	3	-	W31-Q6328		
CRF250R 36H	14-22	-	-	-	-	-	W01-7341 #	1	8	3	-	W31-Q6368			
CRF250X	04-17	W01-9241 #	1	8	4	W31-P3368	*2	W01-6431 #	1	-	-	-	W31-Q6328		
CRF450R	02-22	W01-9241 #	1	8	4	W31-P3368	*2	W01-7431 #	1	8	-	-	W31-Q6328		
CRF450R 36H	13-22	-	-	-	-	-	W01-7441 #	1	8	3	4	W31-Q6368			
CRF250RX	19-22	W01-9241 #	1	8	4	W31-P3368	*2	W01-6431 #	1	-	-	-	W31-Q6328		
CRF250RX 36H	19-22	-	-	-	-	-	W01-6441 #	1	8	3	4	W31-Q6368			
CRF450RX	17-22	W01-9241 #	1	8	4	W31-P3368	*2	W01-6431 #	1	-	-	-	W31-Q6328		
CRF450RX 36H	17-22	-	-	-	-	-	W01-6441 #	1	8	3	4	W31-Q6368			
CRF450L	19-20	W01-9241 #	1	8	4	W31-P3368	*2	W01-6431 #	1	-	-	-	W31-Q6328		
CRF450RL	21-22	W01-9241 #	1	8	4	W31-P3368	*2	W01-6431 #	1	-	-	-	W31-Q6328		
CRF450X	05-22	W01-9241 #	1	8	4	W31-P3368	*2	W01-6431 #	1	-	-	-	W31-Q6328		
CRF230F(US)	03-09	*1 W01-9241 #	1	8	4	W31-P2368		-	-	-	-	-			
CRF250F	19-22	W01-9241 #	1	8	4	W31-P2368		-	-	-	-	-			
CRF250L	12-21	*1 W01-9241 #	1	8	4	W31-P2368		W01-6431 #	*1	1	-	-	W31-P2328		
CRF250L(S)	21	*1 W01-9241 #	1	8	4	W31-P2368		W01-6431 #	*1	1	-	-	W31-P2328		
CRF250RALLY	17-21	*1 W01-9241 #	1	8	4	W31-P2368		W01-6431 #	*1	1	-	-	W31-P2328		
CRF250RALLY(S)	21	*1 W01-9241 #	1	8	4	W31-P2368		W01-6431 #	*1	1	-	-	W31-P2328		
CRF300L	21	*1 W01-9241 #	1	8	4	W31-P2368		W01-6431 #	*1	1	-	-	W31-P2328		
CRF300L RALLY	21	*1 W01-9241 #	1	8	4	W31-P2368		W01-6431 #	*1	1	-	-	W31-P2328		
CRM250R/AR	89-98	*1 W01-9241 #	1	8	4	W31-P2368		W01-6432 #	*1	1	-	-	W31-P2328		
SL230	97-01	*1 W01-9241 #	1	8	4	W31-P2368		-	-	-	-	-			
XL250 DEGREE	91-95	*1 W01-9241 #	1	8	4	W31-P2368		-	-	-	-	-			
XLR125R	93-94	*1 W01-9241 #	1	8	4	W31-P2368		-	-	-	-	-			
XLR200R	93	*1 W01-9241 #	1	8	4	W31-P2368		-	-	-	-	-			
XLR250R/BAJA	88-94	*1 W01-9241 #	1	8	4	W31-P2368		-	-	-	-	-			
XR230	05-13	*1 W01-9241 #	1	8	4	W31-P2368		W01-6432 #	*1	1	-	-	W31-P2328		
XR250L(US)	91-96	*1 W01-9241 #	1	8	4	W31-P2368		-	-	-	-	-			
XR250R(US)	84-89	*1 W01-9241 #	1	8	4	W31-P3368	*2	-	-	-	-	-			
	90-04	*1 W01-9241 #	1	8	4	W31-P3368	*2	W01-6432 #	*1	1	-	-	W31-P2328		
XR250S/BAJA	95-07	*1 W01-9241 #	1	8	4	W31-P2368		W01-6432 #	*1	1	-	-	W31-P2328		
XR350R(US)	84-85	*1 W01-9241 #	1	8	4	W31-P3368	*2	-	-	-	-	-			
XR400R(US)	96-04	*1 W01-9241 #	1	8	4	W31-P3368	*2	W01-6432 #	*1	1	-	-	W31-P3328	*2	
XR500R(US)	83-84	*1 W01-9241 #	1	8	4	W31-P3368	*2	-	-	-	-	-			
	85-87	*1 W01-9241 #	1	8	4	W31-P3368	*2	-	-	-	-	-			
	88-90	*1 W01-9241 #	1	8	4	W31-P3368	*2	-	-	-	-	-			
XR600R(US)	91-00	*1 W01-9241 #	1	8	4	W31-P3368	*2	W01-6432 #	*1	1	-	-	W31-P3328	*2	
	00-07	*1 W01-9241 #	1	8	4	W31-P3368	*2	W01-6432 #	*1	1	-	-	W31-P3328	*2	



* Aluminum nipple for R50 rim is required due to large hole size.
 *1 These nipples are not compatible with the genuine steel nipples.
 *2 Choose the color of the aluminum nipple: Black(1),Blue(2),Red(3),Green(4),Gold(5),Silver(8)
 # Add rim color number to complete number for ordering.



1 Black **8** Silver **3** Burgundy Red **4** Green

Color Nipple lineup P117

Bike	Year	FRONT					REAR								
		Part #	Rim color .No#			Nipple	Part #	Rim color .No#				Nipple			
			Black	Silver	Green			Black	Silver	Burgundy Red	Green				
YAMAHA															
YZ125	89-98	W01-9241 #	1	8	4	W31-P3368	*2	W01-7341 #	*1	1	8	3	4	W31-Q4368	*2
	99-22	W01-9241 #	1	8	4	W31-P3368	*2	W01-7341 #		1	8	3	4	W31-Q4368	*2
YZ125(Wide)	88	-	-	-	-	-		W01-6441 #	*1	1	8	3	4	W31-Q4368	*2
YZ250	86-87	W01-9241 #	1	8	4	W31-P3368	*2	-		-	-	-	-	-	*2
	88	W01-9241 #	1	8	4	W31-P3368	*2	W01-6441 #	*1	1	8	3	4	W31-Q4368	*2
	89-98	W01-9241 #	1	8	4	W31-P3368	*2	W01-7441 #	*1	1	8	3	4	W31-Q4368	*2
	99-22	W01-9241 #	1	8	4	W31-P3368	*2	W01-7441 #		1	8	3	4	W31-Q4368	*2
YZ250F	01-21	W01-9241 #	1	8	4	W31-P3368	*2	W01-7341 #		1	8	3	4	W31-Q4368	*2
	22	W01-9241 #	1	8	4	W31-P3368	*2	-		-	-	-	-	-	
YZ250WR	89-90	W01-9241 #	1	8	4	W31-P3368	*2	W01-7441 #	*1	1	8	3	4	W31-Q4368	*2
	89-90	W01-9241 #	1	8	4	W31-P3368	*2	W01-6441 #	*1	1	8	3	4	W31-Q4368	*2
YZ400F	98-99	W01-9241 #	1	8	4	W31-P3368	*2	W01-7441 #	*1	1	8	3	4	W31-Q4368	*2
	98-99	W01-9241 #	1	8	4	W31-P3368	*2	W01-7441 #		1	8	3	4	W31-Q4368	*2
YZ426F	00-02	W01-9241 #	1	8	4	W31-P3368	*2	W01-7441 #		1	8	3	4	W31-Q4368	*2
YZ450F	03-21	W01-9241 #	1	8	4	W31-P3368	*2	W01-7441 #		1	8	3	4	W31-Q4368	*2
	22	W01-9241 #	1	8	4	W31-P3368	*2	-		-	-	-	-	-	
YZ125X	17-22	W01-9241 #	1	8	4	W31-P3368	*2	W01-6441 #		1	8	3	4	W31-Q4368	*2
YZ250X	16-22	W01-9241 #	1	8	4	W31-P3368	*2	W01-6441 #		1	8	3	4	W31-Q4368	*2
YZ250FX	15-22	W01-9241 #	1	8	4	W31-P3368	*2	W01-6441 #		1	8	3	4	W31-Q4368	*2
YZ450FX	16-22	W01-9241 #	1	8	4	W31-P3368	*2	W01-6441 #		1	8	3	4	W31-Q4368	*2
YZ490	89	W01-9241 #	1	8	4	W31-P3368	*2	-		-	-	-	-	-	
DT125R	85-97	*1 W01-9241 #	1	8	4	W31-P2368		-		-	-	-	-	-	
DT200R	84-87	*1 W01-9241 #	1	8	4	W31-P2368		-		-	-	-	-	-	
	88-90	*1 W01-9241 #	1	8	4	W31-P2368		W01-6441 #	*1	1	8	3	4	W31-Q3368	
DT200WR	91-94	*1 W01-9241 #	1	8	4	W31-P3368	*2	W01-6441 #	*1	1	8	3	4	W31-Q4368	*2
DT230 LANZA	97-98	*1 W01-9241 #	1	8	4	W31-P3368	*2	W01-6441 #	*1	1	8	3	4	W31-Q4368	*2
IT200(US)	86	*1 W01-9241 #	1	8	4	W31-P3368	*2	-		-	-	-	-	-	
	85-92	*1 W01-9241 #	1	8	4	W31-P2368		-		-	-	-	-	-	
SEROW225	93-96	*1 W01-9241 #	1	8	4	W31-P2368		W01-6441 #	*1	1	8	3	4	W31-P2368	
	97-04	*1 W01-9241 #	1	8	4	W31-P2368		-		-	-	-	-	-	
SEROW250	05-20	*1 W01-9241 #	1	8	4	W31-P2368		-		-	-	-	-	-	
TT225(US)	86-87	*1 W01-9241 #	1	8	4	W31-P2368		-		-	-	-	-	-	
TT350(US)	86-87	*1 W01-9241 #	1	8	4	W31-P3368	*2	-		-	-	-	-	-	
TT600(US)	85-86	*1 W01-9241 #	1	8	4	W31-P3368	*2	-		-	-	-	-	-	
TTR230(US)	05-22	*1 W01-9241 #	1	8	4	W31-P2368		-		-	-	-	-	-	
TTR250/RAID	93-97	*1 W01-9241 #	1	8	4	W31-P3368	*2	W01-6441 #	*1	1	8	3	4	W31-Q4368	*2
TTR250(US)	99-06	*1 W01-9241 #	1	8	4	W31-P3368	*2	-		-	-	-	-	-	
WR200R(US)	92	*1 W01-9241 #	1	8	4	W31-P3368	*2	W01-6441 #	*1	1	8	3	4	W31-Q4368	*2
WR250F	01-22	W01-9241 #	1	8	4	W31-P3368	*2	W01-6441 #		1	8	3	4	W31-Q4368	*2
WR155R	20	*1 W01-9241 #	1	8	4	W31-P3368	*2	W01-6441 #	*1	1	8	3	4	W31-Q4368	*2
WR250R	07-20	*1 W01-9241 #	1	8	4	W31-P3368	*2	W01-6441 #	*1	1	8	3	4	W31-Q4368	*2
WR250Z	91-98	W01-9241 #	1	8	4	W31-P3368	*2	-		-	-	-	-	-	
WR250Z(US)	91-98	-	-	-	-	-		W01-6441 #	*1	1	8	3	4	W31-Q4368	*2
	98	W01-9241 #	1	8	4	W31-P3368	*2	W01-6441 #	*1	1	8	3	4	W31-Q4368	*2
WR400F	99-00	W01-9241 #	1	8	4	W31-P3368	*2	W01-6441 #		1	8	3	4	W31-Q4368	*2
WR426F	01-02	W01-9241 #	1	8	4	W31-P3368	*2	W01-6441 #		1	8	3	4	W31-Q4368	*2
WR450F	03-22	W01-9241 #	1	8	4	W31-P3368	*2	W01-6441 #		1	8	3	4	W31-Q4368	*2
WR500Z	92-93	W01-9241 #	1	8	4	W31-P3368	*2	-		-	-	-	-	-	
XT225 SEROW(US)	92-07	*1 W01-9241 #	1	8	4	W31-P2368		-		-	-	-	-	-	
XT250(US)	08-22	*1 W01-9241 #	1	8	4	W31-P2368		-		-	-	-	-	-	
XT250T	85	*1 W01-9241 #	1	8	4	W31-P2368		-		-	-	-	-	-	
XT350(US)	85-00	*1 W01-9241 #	1	8	4	W31-P2368		-		-	-	-	-	-	

*Aluminum nipple for R50 rim is required due to large hole size.
 *1 These nipples are not compatible with the genuine steel nipples.
 *2 Choose the color of the aluminum nipple: Black(1),Blue(2),Red(3),Green(4),Gold(5),Silver(8)
 # Add rim color number to complete number for ordering.

Bike	Year	FRONT						REAR								
		Part #	Rim color .No#			Nipple	Part #	Rim color .No#				Nipple				
			Black	Silver	Green			Black	Silver	Burgundy Red	Green					
KAWASAKI																
KX125	82-83	*1	W01-9241 #	1	8	4	W31-P3368	*2	-	-	-	-	-	-	-	
	90-98	*1	W01-9241 #	1	8	4	W31-P3368	*2	-	-	-	-	-	-	-	
	99-02	*1	W01-9241 #	1	8	4	W31-P4368		-	-	-	-	-	-	-	
	03-05	*1	W01-9241 #	1	8	4	W31-P4368		W01-7341 #	1	8	3	4	W31-Q4368	*2	
	06-08		W01-9241 #	1	8	4	W31-P3368	*2	W01-7341 #	1	8	3	4	W31-Q4368	*2	
KX125(Wide)	86-87		-	-	-	-	-		W01-6441 #	*1	1	8	3	4	W31-Q3368	
	88		-	-	-	-	-		W01-6441 #	*1	1	8	3	4	W31-Q4368	*2
KX250	82-83	*1	W01-9241 #	1	8	4	W31-P3368	*2	-	-	-	-	-	-	-	
	86-87		-	-	-	-	-		W01-6441 #	*1	1	8	3	4	W31-Q3368	
	88		-	-	-	-	-		W01-6441 #	*1	1	8	3	4	W31-Q4368	*2
	90-98	*1	W01-9241 #	1	8	4	W31-P3368	*2	-	-	-	-	-	-	-	
	99-02	*1	W01-9241 #	1	8	4	W31-P4368		-	-	-	-	-	-	-	
	03-04	*1	W01-9241 #	1	8	4	W31-P4368		W01-7441 #	1	8	3	4	W31-Q4368	*2	
	05-08		W01-9241 #	1	8	4	W31-P3368	*2	W01-7441 #	1	8	3	4	W31-Q4368	*2	
KX250F	04-18		W01-9241 #	1	8	4	W31-P3368	*2	W01-7341 #	1	8	3	4	W31-Q4368	*2	
KX250	19-22		W01-9241 #	1	8	4	W31-P3368	*2	W01-7341 #	1	8	3	4	W31-Q4368	*2	
KX250X	21-22		W01-9241 #	1	8	4	W31-P3368	*2	W01-6441 #	1	8	3	4	W31-Q4368	*2	
KX450F	06-18		W01-9241 #	1	8	4	W31-P3368	*2	W01-7441 #	1	8	3	4	W31-Q4368	*2	
KX450	19-22		W01-9241 #	1	8	4	W31-P3368	*2	W01-7441 #	1	8	3	4	W31-Q4368	*2	
KX450X	21-22		W01-9241 #	1	8	4	W31-P3368	*2	W01-6441 #	1	8	3	4	W31-Q4368	*2	
SUPER SHERPA	97-07	*1	W01-9241 #	1	8	4	W31-P3368	*2	W01-6441 #	*1	1	8	3	4	W31-Q3368	
SUPER SHERPA(US)	00-09	*1	W01-9241 #	1	8	4	W31-P3368	*2	W01-6441 #	*1	1	8	3	4	W31-Q3368	
KX500(US)	83-85	*1	W01-9241 #	1	8	4	W31-P3368	*2	-	-	-	-	-	-	-	
	86-87	*1	W01-9241 #	1	8	4	W31-P3368	*2	W01-6441 #	*1	1	8	3	4	W31-Q3368	
	88	*1	W01-9241 #	1	8	4	W31-P3368	*2	W01-6441 #	*1	1	8	3	4	W31-Q4368	*2
	89-04	*1	W01-9241 #	1	8	4	W31-P3368	*2	-	-	-	-	-	-	-	
KDX200(US)	86-94	*1	W01-9241 #	1	8	4	W31-P3368	*2	-	-	-	-	-	-	-	
	95-06	*1	W01-9241 #	1	8	4	W31-P3368	*2	W01-6443 #	*1	1	8	-	4	W31-Q3368	
KDX200R	89-90	*1	W01-9241 #	1	8	4	W31-P3368	*2	-	-	-	-	-	-	-	
KDX200SR	89-93	*1	W01-9241 #	1	8	4	W31-P3368	*2	-	-	-	-	-	-	-	
KDX220R	94-05	*1	W01-9241 #	1	8	4	W31-P3368	*2	W01-6443 #	*1	1	8	-	4	W31-Q3368	
KDX220SR	94-99	*1	W01-9241 #	1	8	4	W31-P3368	*2	W01-6443 #	*1	1	8	-	4	W31-Q3368	
KDX250(US)	91-94	*1	W01-9241 #	1	8	4	W31-P3368	*2	W01-6443 #	*1	1	8	-	4	W31-Q4368	*2
KDX250R	91-94	*1	W01-9241 #	1	8	4	W31-P3368	*2	W01-6443 #	*1	1	8	-	4	W31-Q4368	*2
KDX250SR	91	*1	W01-9241 #	1	8	4	W31-P3368	*2	W01-6443 #	*1	1	8	-	4	W31-Q4368	*2
	92-94	*1	W01-9241 #	1	8	4	W31-P3368	*2	W01-6443 #	*1	1	8	-	4	W31-Q3368	
KLX230	20-21	*1	W01-9241 #	1	8	4	W31-P3368	*2	W01-6443 #	*1	1	8	-	4	W31-Q4368	*2
KLX230R	20-21	*1	W01-9241 #	1	8	4	W31-P3368	*2	W01-6443 #	*1	1	8	-	4	W31-Q4368	*2
KLX250	98-07	*1	W01-9241 #	1	8	4	W31-P4368		W01-6443 #	*1	1	8	-	4	W31-Q3368	
	08-20	*1	W01-9241 #	1	8	4	W31-P4368		W01-6443 #	*1	1	8	-	4	W31-Q4368	*2
KLX250ES	94-97	*1	W01-9241 #	1	8	4	W31-P4368		W01-6443 #	*1	1	8	-	4	W31-Q3368	
KLX250R	93-95	*1	W01-9241 #	1	8	4	W31-P3368	*2	W01-6443 #	*1	1	8	-	4	W31-Q3368	
KLX250R(US)	94-96		-	-	-	-	-		W01-6443 #	*1	1	8	-	4	W31-Q3368	
KLX250S(US)	06-08	*1	W01-9241 #	1	8	4	W31-P4368		W01-6443 #	*1	1	8	-	4	W31-Q3368	
	09-16	*1	W01-9241 #	1	8	4	W31-P4368		W01-6443 #	*1	1	8	-	4	W31-Q4368	*2
KLX250SR	93-94	*1	W01-9241 #	1	8	4	W31-P3368	*2	W01-6443 #	*1	1	8	-	4	W31-Q3368	
	95-97	*1	W01-9241 #	1	8	4	W31-P4368		W01-6443 #	*1	1	8	-	4	W31-Q3368	
KLX300R	96-07	*1	W01-9241 #	1	8	4	W31-P3368	*2	W01-6443 #	*1	1	8	-	4	W31-Q3368	
	20-21	*1	W01-9241 #	1	8	4	W31-P4368		W01-6443 #	*1	1	8	-	4	W31-Q4368	*2
KLX450R	08-20		W01-9241 #	1	8	4	W31-P3368	*2	W01-6441 #	1	8	3	4	W31-Q4368	*2	
KLX650R(US)	93	*1	W01-9241 #	1	8	4	W31-P3368	*2	W01-6443 #	*1	1	8	-	4	W31-Q4368	*2
	94-96	*1	W01-9241 #	1	8	4	W31-P3368	*2	-	-	-	-	-	-	-	

*Aluminum nipple for R50 rim is required due to large hole size.

*1 These nipples are not compatible with the genuine steel nipples.

*2 Choose the color of the aluminum nipple: Black(1),Blue(2),Red(3),Green(4),Gold(5),Silver(8)

Add rim color number to complete number for ordering.

WHEEL



BRAKE DISC



BRAKE HOSE





Bike	Year	FRONT					REAR						
		Part#	Rim color. No#			Nipple	Part#	Rim color. No#			Nipple		
			Black	Silver	Green			Black	Silver	Burgundy Red		Green	
SUZUKI													
RM125	86-89	W01-9241 #	1	8	4	W31-P3368	*2	-	-	-	-	-	
	90-06	W01-9241 #	1	8	4	W31-P3368	*2	W01-7341 #	1	8	3	4	W31-Q4368 *2
	07-08	W01-9241 #	1	8	4	W31-P3368	*2	W01-7341 #	1	8	3	4	W31-Q6368
RM250	86-89	W01-9241 #	1	8	4	W31-P3368	*2	-	-	-	-	-	
	90-06	W01-9241 #	1	8	4	W31-P3368	*2	W01-7441 #	1	8	3	4	W31-Q4368 *2
	07-08	W01-9241 #	1	8	4	W31-P3368	*2	W01-7441 #	1	8	3	4	W31-Q6368
RMZ250	04-06	W01-9241 #	1	8	4	W31-P3368	*2	W01-7341 #	1	8	3	4	W31-Q4368 *2
	07-22	W01-9241 #	1	8	4	W31-P3368	*2	W01-7341 #	1	8	3	4	W31-Q6368
RMZ450	05	W01-9241 #	1	8	4	W31-P3368	*2	W01-7441 #	1	8	3	4	W31-Q4368 *2
	06-22	W01-9241 #	1	8	4	W31-P3368	*2	W01-7441 #	1	8	3	4	W31-Q6368
RMX250(US)	89-98	W01-9241 #	1	8	4	W31-P3368	*2	W01-6441 #	1	8	3	4	W31-Q4368 *2
	89-92	-	-	-	-	-	-	W01-6441 #	1	8	3	4	W31-Q4368 *2
RMX250R	93-98	W01-9241 #	1	8	4	W31-P3368	*2	W01-6441 #	1	8	3	4	W31-Q4368 *2
RMX250S	92-98	*1 W01-9241 #	1	8	4	W31-P3368	*2	W01-6441 #	*1 1	8	3	4	W31-Q3368
RMX450Z	10-19	W01-9241 #	1	8	4	W31-P3368	*2	W01-6441 #	1	8	3	4	W31-Q6368
SP200(US)	86-88	*1 W01-9241 #	1	8	4	W31-P2368	-	-	-	-	-	-	
SP250(US)	85	*1 W01-9241 #	1	8	4	W31-P3368	*2	-	-	-	-	-	
SX125R	85-91	*1 W01-9241 #	1	8	4	W31-P2368	-	-	-	-	-	-	
SX200R	85-91	*1 W01-9241 #	1	8	4	W31-P2368	-	-	-	-	-	-	
TS125R	89-97	*1 W01-9241 #	1	8	4	W31-P3368	*2	W01-6441 #	*1 1	8	3	4	W31-Q3368
TS200R	89-96	*1 W01-9241 #	1	8	4	W31-P3368	*2	W01-6441 #	*1 1	8	3	4	W31-Q3368
DF200E	97	*1 W01-9241 #	1	8	4	W31-P2368	-	-	-	-	-	-	
DR125	86-88	*1 W01-9241 #	1	8	4	W31-P2368	-	-	-	-	-	-	
DR125SE	93-99	*1 W01-9241 #	1	8	4	W31-P2368	-	-	-	-	-	-	
DR200	86-87	*1 W01-9241 #	1	8	4	W31-P2368	-	-	-	-	-	-	
DR200SE	93-09	*1 W01-9241 #	1	8	4	W31-P2368	-	-	-	-	-	-	
DR250	85	*1 W01-9241 #	1	8	4	W31-P3368	*2	-	-	-	-	-	
DR250R	95-00	W01-9241 #	1	8	4	W31-P3368	*2	W01-6441 #	1	8	3	4	W31-Q3368
DR250RX	96-00	W01-9241 #	1	8	4	W31-P3368	*2	W01-6441 #	1	8	3	4	W31-Q3368
DR250S	90-93	*1 W01-9241 #	1	8	4	W31-P3368	*2	-	-	-	-	-	
DR250SES	90-95	*1 W01-9241 #	1	8	4	W31-P3368	*2	-	-	-	-	-	
DR350SE	90-95	*1 W01-9241 #	1	8	4	W31-P3368	*2	-	-	-	-	-	
DRZ250(US)	96-99	*1 W01-9241 #	1	8	4	W31-P3368	*2	W01-6441 #	*1 1	8	3	4	W31-Q3368
DRZ400(US)	01-07	W01-9241 #	1	8	4	W31-P3368	*2	W01-6441 #	1	8	3	4	W31-Q3368
DRZ400E	00-04	W01-9241 #	1	8	4	W31-P3368	*2	W01-6441 #	1	8	3	4	W31-Q4368 *2
DRZ400E	00-07	W01-9241 #	1	8	4	W31-P3368	*2	W01-6441 #	1	8	3	4	W31-Q4368 *2
DRZ400S	00-03	W01-9241 #	1	8	4	W31-P3368	*2	W01-6441 #	1	8	3	4	W31-Q4368 *2
DRZ400S	04-08	W01-9241 #	1	8	4	W31-P3368	*2	-	-	-	-	-	
DRZ400S(US)	00-19	W01-9241 #	1	8	4	W31-P3368	*2	W01-6441 #	1	8	3	4	W31-Q4368 *2
RA125	84-88	*1 W01-9241 #	1	8	4	W31-P2368	-	-	-	-	-	-	
RH250	84-88	*1 W01-9241 #	1	8	4	W31-P3368	*2	-	-	-	-	-	

Add rim color number to complete number for ordering.
 *Aluminum nipple for R50 rim is required due to large hole size.
 *1 These nipples are not compatible with the genuine steel nipples.
 *2 Choose the color of the aluminum nipple: Black(1),Blue(2),Red(3),Green(4),Gold(5),Silver(8)

Bike	Year	FRONT					REAR					
		Part #	Rim color. No#			Nipple	Part #	Rim color. No#			Nipple	
			Black	Silver	Green			Black	Silver	Burgundy Red		Green
KTM												
SX/SX-F 125-505	05-10	W01-9241 #	1	8	4	W31-P5368	W01-7441 #	1	8	3	4	W31-Q7368
	11-22	W01-9241 #	1	8	4	W31-P5368	W01-7441 #	1	8	3	4	W31-Q5368
XC/XC-F 150-525	05-10	W01-9241 #	1	8	4	W31-P5368	W01-6441 #	1	8	3	4	W31-Q7368
	11-22	W01-9241 #	1	8	4	W31-P5368	W01-6441 #	1	8	3	4	W31-Q5368
EXC/EXC-F 125-530	05-11	W01-9241 #	1	8	4	W31-P5368	W01-6441 #	1	8	3	4	W31-Q7368
	12-22	W01-9241 #	1	8	4	W31-P5368	W01-6441 #	1	8	3	4	W31-Q5368
XC-W/XCF-W 125-530	05-11	W01-9241 #	1	8	4	W31-P5368	W01-6441 #	1	8	3	4	W31-Q7368
	12-22	W01-9241 #	1	8	4	W31-P5368	W01-6441 #	1	8	3	4	W31-Q5368
HUSABERG												
FE250-650	07-14	W01-9241 #	1	8	4	W31-P5368	-	-	-	-	-	-
FE250-550/650	07-11	-	-	-	-	-	W01-6441 #	1	8	3	4	W31-Q7368
	12-14	-	-	-	-	-	W01-6441 #	1	8	3	4	W31-Q5368
FE570	09-10	-	-	-	-	-	W01-6441 #	1	8	3	4	W31-Q7368
	11-12	-	-	-	-	-	W01-6441 #	1	8	3	4	W31-Q5368
TE125-300	11	W01-9241 #	1	8	4	W31-P5368	W01-6441 #	1	8	3	4	W31-Q7368
	12-14	W01-9241 #	1	8	4	W31-P5368	W01-6441 #	1	8	3	4	W31-Q5368
HUSQVARNA												
TC/FC 125-450	14-22	W01-9241 #	1	8	4	W31-P5368	W01-7441 #	1	8	3	4	W31-Q5368
TE/FE 250-501	14-22	W01-9241 #	1	8	4	W31-P5368	W01-6441 #	1	8	3	4	W31-Q5368
TX/FX125-450	14-16	-	-	-	-	-	W01-6441 #	1	8	3	4	W31-Q5368
	17-22	W01-9241 #	1	8	4	W31-P5368	W01-6441 #	1	8	3	4	W31-Q5368
GASGAS												
MC125	21-22	W01-9241 #	1	8	4	W31-P5368	W01-7441 #	1	8	3	4	W31-Q5368
MC250	22	W01-9241 #	1	8	4	W31-P5368	W01-7441 #	1	8	3	4	W31-Q5368
MC250F	21-22	W01-9241 #	1	8	4	W31-P5368	W01-7441 #	1	8	3	4	W31-Q5368
MC350F	22	W01-9241 #	1	8	4	W31-P5368	W01-7441 #	1	8	3	4	W31-Q5368
MC450F	21-22	W01-9241 #	1	8	4	W31-P5368	W01-7441 #	1	8	3	4	W31-Q5368
EC250/300	21-22	W01-9241 #	1	8	4	W31-P5368	W01-6441 #	1	8	3	4	W31-Q5368
EC250F/350F	21-22	W01-9241 #	1	8	4	W31-P5368	W01-6441 #	1	8	3	4	W31-Q5368
EX250F/350F/450F	21-22	W01-9241 #	1	8	4	W31-P5368	W01-6441 #	1	8	3	4	W31-Q5368
EX250	22	W01-9241 #	1	8	4	W31-P5368	W01-6441 #	1	8	3	4	W31-Q5368
EX300	21-22	W01-9241 #	1	8	4	W31-P5368	W01-6441 #	1	8	3	4	W31-Q5368
BETA												
RR2T/4T	13-16	W01-9241 #	1	8	4	W31-P3368	*2 W01-6441 #	1	8	3	4	W31-Q4368 *2
	17-22	W01-9241 #	1	8	4	W31-P5368	W01-6441 #	1	8	3	4	W31-Q5368
X-TRAINER	15-22	W01-9241 #	1	8	4	-	W01-6441 #	1	8	3	4	W31-Q5368

#Add rim color number to complete number for ordering.
 *2 please choose the color of the aluminipples: Black(1),Blue(2),Red(3),Green(4),Gold(5),Silver(8)

Z-WHEEL
ALUMINUM NIPPLE SET 

- OE replacement aluminum nipple set,
- available in silver, black, blue, red, green and gold anodized nipples.
- Many application available for MX and ED bikes.



BLACK



SILVER



BLUE



RED



GREEN



GOLD

Bike	Year	Part #	FRONT					REAR							
			Color No.#					Color No.#							
			Black	Silver	Blue	Red	Green	Gold	Part #	Black	Silver	Blue	Red	Green	Gold
HONDA															
CR125R	94-96	-	-	-	-	-	-	-	W31-Q632 #	-	8	-	-	-	-
	02-07	W31-P336 #	1	8	2	3	4	5	W31-Q632 #	-	8	-	-	-	-
CR250R	95-96	-	-	-	-	-	-	-	W31-Q632 #	-	8	-	-	-	-
	02-07	W31-P336 #	1	8	2	3	4	5	W31-Q632 #	-	8	-	-	-	-
CRF250R	04-22	W31-P336 #	1	8	2	3	4	5	W31-Q632 #	-	8	-	-	-	-
CRF250X	04-17	W31-P336 #	1	8	2	3	4	5	W31-Q632 #	-	8	-	-	-	-
CRF250RX	19-22	W31-P336 #	1	8	2	3	4	5	W31-Q632 #	-	8	-	-	-	-
CRF450R	02-22	W31-P336 #	1	8	2	3	4	5	W31-Q632 #	-	8	-	-	-	-
CRF450RX	17-22	W31-P336 #	1	8	2	3	4	5	W31-Q632 #	-	8	-	-	-	-
CRF450X	05-22	W31-P336 #	1	8	2	3	4	5	W31-Q632 #	-	8	-	-	-	-
CRF450L	19-20	W31-P336 #	1	8	2	3	4	5	W31-Q632 #	-	8	-	-	-	-
CRF450RL	21-22	W31-P336 #	1	8	2	3	4	5	W31-Q632 #	-	8	-	-	-	-
YAMAHA															
WR250F	01-22	W31-P336 #	1	8	2	3	4	5	W31-Q436 #	1	8	2	3	4	5
WR250Z	91-98	W31-P336 #	1	8	2	3	4	5	-	-	-	-	-	-	-
WR400F	98	W31-P336 #	1	8	2	3	4	5	-	-	-	-	-	-	-
	99-00	W31-P336 #	1	8	2	3	4	5	W31-Q436 #	1	8	2	3	4	5
WR426F	01-02	W31-P336 #	1	8	2	3	4	5	W31-Q436 #	1	8	2	3	4	5
WR450F	03-22	W31-P336 #	1	8	2	3	4	5	W31-Q436 #	1	8	2	3	4	5
WR500Z	92-93	W31-P336 #	1	8	2	3	4	5	-	-	-	-	-	-	-
	86-98	W31-P336 #	1	8	2	3	4	5	W31-Q436 #	1	8	2	3	4	5
YZ125/250	99-22	W31-P336 #	1	8	2	3	4	5	W31-Q436 #	1	8	2	3	4	5
YZ250F	01-22	W31-P336 #	1	8	2	3	4	5	W31-Q436 #	1	8	2	3	4	5
YZ250WR	89-90	W31-P336 #	1	8	2	3	4	5	-	-	-	-	-	-	-
	98	W31-P336 #	1	8	2	3	4	5	-	-	-	-	-	-	-
YZ400F	99	W31-P336 #	1	8	2	3	4	5	W31-Q436 #	1	8	2	3	4	5
YZ426F	00-02	W31-P336 #	1	8	2	3	4	5	W31-Q436 #	1	8	2	3	4	5
YZ450F	03-22	W31-P336 #	1	8	2	3	4	5	W31-Q436 #	1	8	2	3	4	5
YZ125X	17-22	W31-P336 #	1	8	2	3	4	5	W31-Q436 #	1	8	2	3	4	5
YZ250X	16-22	W31-P336 #	1	8	2	3	4	5	W31-Q436 #	1	8	2	3	4	5
YZ250FX	15-22	W31-P336 #	1	8	2	3	4	5	W31-Q436 #	1	8	2	3	4	5
YZ450FX	16-22	W31-P336 #	1	8	2	3	4	5	W31-Q436 #	1	8	2	3	4	5
YZ490	86-90	W31-P336 #	1	8	2	3	4	5	-	-	-	-	-	-	-
KAWASAKI															
KX125	99-05	W31-Q436 #	1	8	2	3	4	5	W31-Q436 #	1	8	2	3	4	5
	06-08	W31-P336 #	1	8	2	3	4	5	W31-Q436 #	1	8	2	3	4	5
KX250	99-04	W31-Q436 #	1	8	2	3	4	5	W31-Q436 #	1	8	2	3	4	5
	05-08	W31-P336 #	1	8	2	3	4	5	W31-Q436 #	1	8	2	3	4	5
KX250F	04-18	W31-P336 #	1	8	2	3	4	5	W31-Q436 #	1	8	2	3	4	5
KX250	19-22	W31-P336 #	1	8	2	3	4	5	W31-Q436 #	1	8	2	3	4	5
KX250X	21-22	W31-P336 #	1	8	2	3	4	5	W31-Q436 #	1	8	2	3	4	5
KX450F	06-18	W31-P336 #	1	8	2	3	4	5	W31-Q436 #	1	8	2	3	4	5
KX450	19-22	W31-P336 #	1	8	2	3	4	5	W31-Q436 #	1	8	2	3	4	5
KX450X	21-22	W31-P336 #	1	8	2	3	4	5	W31-Q436 #	1	8	2	3	4	5
KLX450R	08-20	W31-P336 #	1	8	2	3	4	5	W31-Q436 #	1	8	2	3	4	5
SUZUKI															
DRZ400S	00-08	W31-P336 #	1	8	2	3	4	5	W31-Q436 #	1	8	2	3	4	5
DRZ400S(US)	00-19	W31-P336 #	1	8	2	3	4	5	W31-Q436 #	1	8	2	3	4	5
DRZ400SM	05-08	W31-P336 #	1	8	2	3	4	5	W31-Q436 #	1	8	2	3	4	5
DRZ400SM(US)	05-19	W31-P336 #	1	8	2	3	4	5	-	-	-	-	-	-	-
DRZ400(US)	00-04	W31-P336 #	1	8	2	3	4	5	W31-Q436 #	1	8	2	3	4	5
DRZ400E(US)	00-07	W31-P336 #	1	8	2	3	4	5	W31-Q436 #	1	8	2	3	4	5
DRZ400E	07	W31-P336 #	1	8	2	3	4	5	W31-Q436 #	1	8	2	3	4	5
DR250R	95-00	W31-P336 #	1	8	2	3	4	5	W31-P336 #	1	8	2	3	4	5
DR250RX	96-00	W31-P336 #	1	8	2	3	4	5	W31-P336 #	1	8	2	3	4	5
DRZ250(US)	01-07	W31-P336 #	1	8	2	3	4	5	W31-P336 #	1	8	2	3	4	5
RMX250R	90-92	-	-	-	-	-	-	-	W31-Q436 #	1	8	2	3	4	5
	93-98	W31-P336 #	1	8	2	3	4	5	W31-Q436 #	1	8	2	3	4	5
RMX250R(US)	89-98	W31-P336 #	1	8	2	3	4	5	W31-Q436 #	1	8	2	3	4	5
RMX450Z	10-19	W31-P336 #	1	8	2	3	4	5	W31-Q636 #	1	8	2	3	4	5
RM125/250	86-06	W31-P336 #	1	8	2	3	4	5	W31-Q436 #	1	8	2	3	4	5
	07-08	W31-P336 #	1	8	2	3	4	5	W31-Q636 #	1	8	2	3	4	5
RMZ250	04-06	W31-P336 #	1	8	2	3	4	5	W31-Q436 #	1	8	2	3	4	5
	07	W31-P336 #	1	8	2	3	4	5	W31-Q636 #	1	8	2	3	4	5
RMZ450	05-22	W31-P336 #	1	8	2	3	4	5	W31-Q436 #	1	8	2	3	4	5
	06-22	W31-P336 #	1	8	2	3	4	5	W31-Q636 #	1	8	2	3	4	5
KTM															
SX/SX-F 125-505	05-10	W31-P536 #	-	-	-	-	-	-	W31-Q736 #	-	8	-	-	-	-
	11-22	W31-P536 #	-	-	-	-	-	-	W31-Q536 #	-	8	-	-	-	-
XC/XC-F 150-525	05-10	W31-P536 #	-	-	-	-	-	-	W31-Q736 #	-	8	-	-	-	-
	11-22	W31-P536 #	-	-	-	-	-	-	W31-Q536 #	-	8	-	-	-	-
EXC/EXC-F 125-530	05-11	W31-P536 #	-	-	-	-	-	-	W31-Q736 #	-	8	-	-	-	-
	12-22	W31-P536 #	-	-	-	-	-	-	W31-Q536 #	-	8	-	-	-	-
XC-W/XCF-W 125-530	05-11	W31-P536 #	-	-	-	-	-	-	W31-Q736 #	-	8	-	-	-	-
	12-22	W31-P536 #	-	-	-	-	-	-	W31-Q536 #	-	8	-	-	-	-
HUSABERG															
FE250-650	07-14	W31-P536 #	-	8	-	-	-	-	-	-	8	-	-	-	-
	07-11	-	-	-	-	-	-	-	W31-Q736 #	-	8	-	-	-	-
FE250-550/650	12-14	-	-	-	-	-	-	-	W31-Q536 #	-	8	-	-	-	-
	09-10	-	-	-	-	-	-	-	W31-Q736 #	-	8	-	-	-	-
FE570	11-12	-	-	-	-	-	-	-	W31-Q536 #	-	8	-	-	-	-
	11	W31-P536 #	-	8	-	-	-	-	W31-Q736 #	-	8	-	-	-	-
TE125-300	12-14	W31-P536 #	-	8	-	-	-	-	W31-Q536 #	-	8	-	-	-	-
HUSQVARNA															
TC/FC 125-450/S	14-22	W31-P536 #	-	-	-	-	-	-	W31-Q536 #	-	8	-	-	-	-
TE/FE 125-501	14-22	W31-P536 #	-	-	-	-	-	-	W31-Q536 #	-	8	-	-	-	-
TX/FX125-450	17-22	W31-P536 #	-	-	-	-	-	-	W31-Q536 #	-	8	-	-	-	-
GASGAS															
MC125	21-22	W31-P536 #	-	8	-	-	-	-	W31-Q536 #	-	8	-	-	-	-
MC250	22	W31-P536 #	-	-	-	-	-								

#1 Listed nipple set is required for installation of Z-Wheel spoke set.
 #2 Color nipple available (Black, Blue, Red, Green, Gold)

Bike	Year	FRONT						REAR									
		Steel Spoke	Nipple	#1	#2	SUS Spoke	Nipple	#1	#2	Steel Spoke	Nipple	#1	#2	SUS Spoke	Nipple	#1	#2
YZ125	86-88	-	-	-	-	W10-27110	W31-P3368	-	#2	-	-	-	-	W10-27510	W31-Q4368	-	#2
	89-90	-	-	-	-	W10-27110	W31-P3368	-	#2	-	-	-	-	W10-27510	W31-Q4368	-	#2
	91	-	-	-	-	W10-27110	W31-P3368	-	#2	-	-	-	-	W10-27510	W31-Q4368	-	#2
	92-98	W10-15140	W31-P3368	-	#2	W10-25140	W31-P3368	-	#2	-	-	-	-	W10-27510	W31-Q4368	-	#2
	99-22	W10-15140	W31-P3368	-	#2	W10-25140	W31-P3368	-	#2	W10-17512	W31-Q4368	-	#2	W10-27512	W31-Q4368	-	#2
YZ125(WIDE)	88	-	-	-	-	-	-	-	-	-	-	-	-	W10-27721	W31-Q4368	-	#2
	86-87	-	-	-	-	W10-27110	W31-P3368	-	#2	-	-	-	-	-	-	-	-
	88	-	-	-	-	W10-27110	W31-P3368	-	#2	-	-	-	-	-	-	-	-
	89-91	-	-	-	-	W10-27110	W31-P3368	-	#2	-	-	-	-	W10-27721	W31-Q4368	-	#2
	92-98	W10-15140	W31-P3368	-	#2	W10-25140	W31-P3368	-	#2	-	-	-	-	W10-27510	W31-Q4368	-	#2
YZ250	89-91	-	-	-	-	W10-27110	W31-P3368	-	#2	-	-	-	-	W10-27510	W31-Q4368	-	#2
	92-98	W10-15140	W31-P3368	-	#2	W10-25140	W31-P3368	-	#2	-	-	-	-	W10-27510	W31-Q4368	-	#2
	99-22	W10-15140	W31-P3368	-	#2	W10-25140	W31-P3368	-	#2	W10-17512	W31-Q4368	-	#2	W10-27512	W31-Q4368	-	#2
	01-08	W10-15140	W31-P3368	-	#2	W10-25140	W31-P3368	-	#2	W10-17512	W31-Q4368	-	#2	W10-27512	W31-Q4368	-	#2
	09-21	W10-15140	W31-P3368	-	#2	W10-25140	W31-P3368	-	#2	W10-17540	W31-Q4368	-	#2	W10-27540	W31-Q4368	-	#2
YZ250F	22	W10-15140	W31-P3368	-	#2	W10-25140	W31-P3368	-	#2	-	-	-	-	W10-27510	W31-Q4368	-	#2
	89	-	-	-	-	W10-27110	W31-P3368	-	#2	-	-	-	-	-	-	-	-
	90	-	-	-	-	W10-27110	W31-P3368	-	#2	-	-	-	-	-	-	-	-
	91	-	-	-	-	W10-27110	W31-P3368	-	#2	-	-	-	-	-	-	-	-
	92-98	W10-15140	W31-P3368	-	#2	W10-25140	W31-P3368	-	#2	W10-17512	W31-Q4368	-	#2	W10-27512	W31-Q4368	-	#2
YZ250WR	89	-	-	-	-	W10-27110	W31-P3368	-	#2	-	-	-	-	W10-27510	W31-Q4368	-	#2
	90	-	-	-	-	W10-27110	W31-P3368	-	#2	-	-	-	-	-	-	-	-
	91	-	-	-	-	W10-27110	W31-P3368	-	#2	-	-	-	-	-	-	-	-
	92-98	W10-15140	W31-P3368	-	#2	W10-25140	W31-P3368	-	#2	W10-17512	W31-Q4368	-	#2	W10-27512	W31-Q4368	-	#2
	99	W10-15140	W31-P3368	-	#2	W10-25140	W31-P3368	-	#2	W10-17512	W31-Q4368	-	#2	W10-27512	W31-Q4368	-	#2
YZ250WR(USA)	89	W10-15140	W31-P3368	-	#2	W10-25140	W31-P3368	-	#2	-	-	-	-	W10-27510	W31-Q4368	-	#2
	90	W10-15140	W31-P3368	-	#2	W10-25140	W31-P3368	-	#2	-	-	-	-	W10-27510	W31-Q4368	-	#2
	91	W10-15140	W31-P3368	-	#2	W10-25140	W31-P3368	-	#2	W10-17512	W31-Q4368	-	#2	W10-27512	W31-Q4368	-	#2
	92-98	W10-15140	W31-P3368	-	#2	W10-25140	W31-P3368	-	#2	W10-17512	W31-Q4368	-	#2	W10-27512	W31-Q4368	-	#2
	99	W10-15140	W31-P3368	-	#2	W10-25140	W31-P3368	-	#2	W10-17512	W31-Q4368	-	#2	W10-27512	W31-Q4368	-	#2
YZ426F	00-02	W10-15140	W31-P3368	-	#2	W10-25140	W31-P3368	-	#2	W10-17512	W31-Q4368	-	#2	W10-27512	W31-Q4368	-	#2
	03-08	W10-15140	W31-P3368	-	#2	W10-25140	W31-P3368	-	#2	W10-17512	W31-Q4368	-	#2	W10-27512	W31-Q4368	-	#2
	09-21	W10-15140	W31-P3368	-	#2	W10-25140	W31-P3368	-	#2	W10-17540	W31-Q4368	-	#2	W10-27540	W31-Q4368	-	#2
	22	W10-15140	W31-P3368	-	#2	W10-25140	W31-P3368	-	#2	-	-	-	-	-	-	-	-
	22	W10-15140	W31-P3368	-	#2	W10-25140	W31-P3368	-	#2	-	-	-	-	-	-	-	-
YZ450F	15-22	W10-15140	W31-P3368	-	#2	W10-25140	W31-P3368	-	#2	W10-17610	W31-Q4368	-	#2	W10-27610	W31-Q4368	-	#2
	16-22	W10-15140	W31-P3368	-	#2	W10-25140	W31-P3368	-	#2	W10-17610	W31-Q4368	-	#2	W10-27610	W31-Q4368	-	#2
	17-22	W10-15140	W31-P3368	-	#2	W10-25140	W31-P3368	-	#2	W10-17610	W31-Q4368	-	#2	W10-27610	W31-Q4368	-	#2
	16-22	W10-15140	W31-P3368	-	#2	W10-25140	W31-P3368	-	#2	W10-17610	W31-Q4368	-	#2	W10-27610	W31-Q4368	-	#2
	89-90	-	-	-	-	W10-27110	W31-P3368	-	#2	-	-	-	-	-	-	-	-
YZ450FX	85-87	-	-	-	-	-	-	-	-	-	-	-	-	-	-	-	-
	88-90	-	-	-	-	W10-27360	W31-P3368	-	#2	-	-	-	-	-	-	-	-
	89-91	-	-	-	-	W10-27321	W31-P3368	-	#2	-	-	-	-	-	-	-	-
	92-98	W10-15140	W31-P3368	-	#2	W10-25140	W31-P3368	-	#2	-	-	-	-	-	-	-	-
	99-22	W10-15140	W31-P3368	-	#2	W10-25140	W31-P3368	-	#2	W10-17540	W31-Q4368	-	#2	W10-27540	W31-Q4368	-	#2
YZ490	85-87	-	-	-	-	-	-	-	-	-	-	-	-	-	-	-	-
	88-90	-	-	-	-	W10-27360	W31-P3368	-	#2	-	-	-	-	-	-	-	-
	91-98	-	-	-	-	W10-27360	W31-P3368	-	#2	-	-	-	-	W10-27720	W31-Q3368	-	#2
	84-87	-	-	-	-	-	-	-	-	-	-	-	-	-	-	-	-
	88-90	-	-	-	-	W10-27360	W31-P3368	-	#2	-	-	-	-	W10-27720	W31-Q3368	-	#2
DT125R	84-87	-	-	-	-	-	-	-	-	-	-	-	-	-	-	-	-
	88-90	-	-	-	-	W10-27321	W31-P3368	-	#2	-	-	-	-	-	-	-	-
	91-94	-	-	-	-	W10-27321	W31-P3368	-	#2	-	-	-	-	-	-	-	-
	95-98	W10-11140	W31-P3368	-	#2	W10-21140	W31-P3368	-	#2	-	-	-	-	W10-27722	W31-Q4368	-	#2
	99-22	W10-11140	W31-P3368	-	#2	W10-21140	W31-P3368	-	#2	-	-	-	-	W10-27722	W31-Q4368	-	#2
DT200R	86	-	-	-	-	W10-27321	W31-P3368	-	#2	-	-	-	-	-	-	-	-
	85-92	-	-	-	-	W10-27360	W31-P3368	-	#2	-	-	-	-	W10-27760	W31-P2368	-	#2
	93-96	-	-	-	-	W10-27360	W31-P3368	-	#2	-	-	-	-	-	-	-	-
	97-04	-	-	-	-	W10-27360	W31-P3368	-	#2	-	-	-	-	-	-	-	-
	05-20	-	-	-	-	W10-27360	W31-P3368	-	#2	-	-	-	-	-	-	-	-
SEROW225	TT225(USA)	-	-	-	-	W10-27360	W31-P3368	-	#2	-	-	-	-	-	-	-	-
	TT250	-	-	-	-	W10-27321	W31-P3368	-	#2	-	-	-	-	-	-	-	-
	TT350(USA)	-	-	-	-	W10-27321	W31-P3368	-	#2	-	-	-	-	-	-	-	-
	TT600(USA)	-	-	-	-	W10-27321	W31-P3368	-	#2	-	-	-	-	-	-	-	-
	05-07	-	-	-	-	W10-27321	W31-P3368	-	#2	-	-	-	-	-	-	-	-
SEROW250	08-22	-	-	-	-	W10-27360	W31-P3368	-	#2	-	-	-	-	-	-	-	-
	93-97	W10-11140	W31-P3368	-	#2	W10-21140	W31-P3368	-	#2	-	-	-	-	W10-27721	W31-Q4368	-	#2
	99-06	W10-11140	W31-P3368	-	#2	W10-21140	W31-P3368	-	#2	-	-	-	-	W10-27721	W31-Q4368	-	#2
	92	-	-	-	-	W10-27321	W31-P3368	-	#2	-	-	-	-	W10-27721	W31-Q4368	-	#2
	01-22	W10-15140	W31-P3368	-	#2	W10-29140	W31-P3368	-	#2	W10-17610	W31-Q4368	-	#2	W10-27720	W31-Q4368	-	#2
WR250F	WR185R	-	-	-	-	W10-27321	W31-P3368	-	#2	-	-	-	-	W10-27725	W31-Q4368	-	#2
	WR250R	-	-	-	-	W10-27340	W31-P3368	-	#2	W10-17740	W31-Q4368	-	#2	W10-27740	W31-Q4368	-	#2
	91	-	-	-	-	W10-27110	W31-P3368	-	#2	-	-	-	-	W10-27721	W31-Q4368	-	#2
	92-98	W10-15140	W31-P3368	-	#2	W10-25140	W31-P3368	-	#2	-	-	-	-	W10-27721	W31-Q4368	-	#2
	99	W10-15140	W31-P3368	-	#2	W10-25140	W31-P3368	-	#2	W10-17610	W31-Q4368	-	#2	W10-27610	W31-Q4368	-	#2
WR400F	WR426F	-	-	-	-	W10-25140	W31-P3368	-	#2	W10-17610	W31-Q4368	-	#2	W10-27610	W31-Q4368	-	#2
	WR450F	-	-	-	-	W10-25140	W31-P3368	-	#2	W10-17610	W31-Q4368	-	#2	W10-27610	W31-Q4368		

M50 SERIES

Convertible Super motard rim kit 17 inch



Compatible with genuine hub

Z-WHEEL M50 MOTARD RIM

- Kit to convert motocross bike into motard front and rear 17 inch.
- Line up of 17 inch standard front and rear wheels for the trail.
- Designed for a high-rigidity rim "M50 series" Super motard.
- The front rim adopts cross spokes (excluding trails), minimized interference caliper and spoke.
- Minimum required parts.

Kit : M50 Rim Black (one side 1 wheel minute) / Stainless spoke set / Aluminum nipple set (Silver)

* Rim set comes with Silver aluminum nipples. *1 Optional color nipples are available.

Bike	Year	FRONT					REAR				
		Motard Rim Set		Replacement parts			Motard Rim Set		Replacement parts		
		Size	Part #	Rim	Spoke set	Nipple set (Silver) *1	Size	Part #	Rim	Spoke set	Nipple set (Silver) *1
YAMAHA											
YZ125	02-22	-	-	-	-	-	17x5.00	W26-27111	W03-5A411	W13-27111	W31-Q4368
YZ250	02-22	-	-	-	-	-	17x5.00	W26-27111	W03-5A411	W13-27111	W31-Q4368
YZ250F	02-08	-	-	-	-	-	17x5.00	W26-27111	W03-5A411	W13-27111	W31-Q4368
	09-21	-	-	-	-	-	17x5.00	W26-27011	W03-5A411	W13-27011	W31-Q4368
YZ426F	02	-	-	-	-	-	17x5.00	W26-27111	W03-5A411	W13-27111	W31-Q4368
	03-08	-	-	-	-	-	17x5.00	W26-27111	W03-5A411	W13-27111	W31-Q4368
	09-21	-	-	-	-	-	17x5.00	W26-27011	W03-5A411	W13-27011	W31-Q4368
YZ450F	15-22	-	-	-	-	-	17x5.00	W26-27111	W03-5A411	W13-27111	W31-Q4368
YZ250FX	16-22	-	-	-	-	-	17x5.00	W26-27111	W03-5A411	W13-27111	W31-Q4368
YZ450FX	16-22	-	-	-	-	-	17x5.00	W26-27111	W03-5A411	W13-27111	W31-Q4368
YZ125X	17-22	-	-	-	-	-	17x5.00	W26-27111	W03-5A411	W13-27111	W31-Q4368
YZ250X	16-22	-	-	-	-	-	17x5.00	W26-27111	W03-5A411	W13-27111	W31-Q4368
WR250F	02-22	-	-	-	-	-	17x5.00	W26-27111	W03-5A411	W13-27111	W31-Q4368
WR426F	02	-	-	-	-	-	17x5.00	W26-27111	W03-5A411	W13-27111	W31-Q4368
WR450F	03-22	-	-	-	-	-	17x5.00	W26-27111	W03-5A411	W13-27111	W31-Q4368
WR250R	07-20	17x3.50	W26-17511	W03-57411	W13-17511	W31-P3368	17x4.50	W26-27511	W03-59411	W13-27511	W31-Q4368
WR250X	07-17	-	-	-	-	-	17x4.50	W26-27511	W03-59411	W13-27511	W31-Q4368
KAWASAKI											
KLX250	98-20	17x3.50	W26-13511	W03-57411	W13-13511	W31-P3368	17x4.50	W26-23511	W03-59421	W13-23511	W31-Q4368
KLX250ES	94-97	17x3.50	W26-13511	W03-57411	W13-13511	W31-P3368	17x4.50	W26-23511	W03-59421	W13-23511	W31-Q4368
KLX250R	93-95	17x3.50	W26-13511	W03-57411	W13-13511	W31-P3368	17x4.50	W26-23511	W03-59421	W13-23511	W31-Q4368
KLX250SR	93-97	17x3.50	W26-13511	W03-57411	W13-13511	W31-P3368	17x4.50	W26-23511	W03-59421	W13-23511	W31-Q4368
KLX300R	96-07	17x3.50	W26-13511	W03-57411	W13-13511	W31-P3368	17x4.50	W26-23511	W03-59421	W13-23511	W31-Q4368
KLX650R	93-96	17x3.50	W26-13511	W03-57411	W13-13511	W31-P3368	17x4.50	W26-23511	W03-59421	W13-23511	W31-Q4368
D-TRACKER/X	98-16	17x3.50	W26-13511	W03-57411	W13-13511	W31-P3368	17x4.50	W26-23511	W03-59421	W13-23511	W31-Q4368
SUZUKI											
RMZ250	07-22	-	-	-	-	-	17x5.00	W26-25011	W03-5A411	W13-25011	W31-Q4368
RMZ450	05-22	-	-	-	-	-	17x5.00	W26-25011	W03-5A411	W13-25011	W31-Q4368
RMX450Z	10-19	-	-	-	-	-	17x5.00	W26-25011	W03-5A411	W13-25011	W31-Q4368
KTM											
SX/SX-F 125-505	03-22	-	-	-	-	-	17x5.00	W26-29031	W03-5A411	W13-29031	W31-Q4368
XC/XC-F 150-525	08-22	-	-	-	-	-	17x5.00	W26-29031	W03-5A411	W13-29031	W31-Q4368
EXC/F 125-530	03-22	-	-	-	-	-	17x5.00	W26-29031	W03-5A411	W13-29031	W31-Q4368
XC/F-W 200-530	08-22	-	-	-	-	-	17x5.00	W26-29031	W03-5A411	W13-29031	W31-Q4368
450SMR	08-14	-	-	-	-	-	17x5.00	W26-29031	W03-5A411	W13-29031	W31-Q4368
450SMR	21-22	-	-	-	-	-	17x5.00	W26-29031	W03-5A411	W13-29031	W31-Q4368
HUSABERG											
TE/FE125-650	08-14	-	-	-	-	-	17x5.00	W26-29031	W03-5A411	W13-29031	W31-Q4368
HUSQVARNA											
TE/FE125-501/S	14-22	-	-	-	-	-	17x5.00	W26-29031	W03-5A411	W13-29031	W31-Q4368
TC/FC125-450	14-22	-	-	-	-	-	17x5.00	W26-29031	W03-5A411	W13-29031	W31-Q4368
TX/FX125-450	17-22	-	-	-	-	-	17x5.00	W26-29031	W03-5A411	W13-29031	W31-Q4368
FS450	15-22	-	-	-	-	-	17x5.00	W26-29031	W03-5A411	W13-29031	W31-Q4368





Bike	Year	Part #
HONDA		
CRF250L/M/RALLY	12-20	W16-31011
CRM250R/AR	89-98	W16-31021
XR230/MOTARD	05-12	W16-31021
XR250S/BAJA/MOTARD	95-07	W16-31021
XR400MOTARD	05-08	W16-31021
XR250R	90-04	W16-31021
XR400R	96-04	W16-31021
XR650R	00-07	W16-31021
YAMAHA		
DT200WR	91-94	W16-37011
DT230LANZA	97-98	W16-37021
TT250R/RAID	93-97	W16-37021
WR250R	07-20	W16-37031
WR250X	07-17	W16-37041
KAWASAKI		
KDX125SR	90-99	W16-33011
KDX200R	89-90	W16-33011
KDX200SR	90-93	W16-33011
KDX220R	94-05	W16-33011
KDX220SR	94-99	W16-33011
KDX250R	91-94	W16-33011
KDX250SR	91-94	W16-33011
KLX250	98-20	W16-33021
KLX250ES	94-97	W16-33021
KLX250R	93-95	W16-33021
KLX250SR	93-97	W16-33021
KLX300R	96-07	W16-33021
KLX650R	20	W16-33021
D-TRACKER/X	93-96	W16-33021
	98-16	W16-33021
SUZUKI		
RMX250S	92-98	W16-35011
DR-Z400S	00-03	W16-35031
	04-08	W16-35041
DR-Z400SM	05-09	W16-35041



Z-WHEEL
GENUINE / EXCELSIOR / D.I.D RIM
CORRESPONDING MOTARD SPOKE SET 17 INCHES

- Replacement spoke and nipple set for motorcycles with Excel / D.I.D rim and 17-inch wheels.
- Stainless steel (except for some models) spoke and stainless nipple used for excellent corrosion resistance.
- Set comes with both front and rear spoke and nipple set.
- * 68 lines / 68 pcs CRF250L / M, XR system models.
- Non applicable for M50 rim





S30 SERIES



S30 SPOKE NIPPLE SET

- Spoke sets for small mx racing bikes.
- Available stainless replacement nipples.

Select the color of the aluminum nipple: Black(1),Blue(2),Red(3),Green(4),Gold(5),Silver(8)
 *1 Not compatible with genuine products due to different thread pitch. ZWHEEL nipple for spoke set is required.
 *2 CRF125F is sold as a set (rim, stainless steel spokes, stainless steel nipples).

S30 RIM FRONT / REAR

- Real racing specification rims for small wheel bikes.
- Made of 7000 grade aluminum with special rim design for durability.
- Durable construction yet lightweight.
- Available in wide rim line up, recent competition bikes to older and dual sport models.
- Rims available for dual sport models to upgrade the rims.
- Can be used with OE nipples.
- One each of rim lock and air valve holes on the rim.
- Available in Black color.

Bike	Year	FRONT					REAR				
		Rim		Spoke		Nipple	Rim		Spoke		Nipple
		17inch	19inch	Steel	Stainless	Stainless	14inch	16inch	Steel	Stainless	Stainless
HONDA											
CR80R/85R	96-07	W02-51211	-	-	-	-	W02-23321	-	-	-	-
CR80R II /85R II	96-07	-	W02-71211	W10-11410	W10-21410	W33-D2368	-	W02-43331	W10-11810	W10-21810	W33-D2368
CRF150R	07-22	W02-51211	-	-	-	-	W02-23311	-	-	-	-
CRF150R II	07-22	-	W02-71211	W10-11411	W10-21411	W33-D2368	-	W02-43321	W10-11811	W10-21811	W33-D2368
CRF125F	14-22	-	W25-115018	-	-	-	-	W25-215018	-	-	-
CRM50/80	93-97	W02-51211	-	-	W10-21420	W33-D2368	W02-23321	-	-	W10-21820	W33-D2368
YAMAHA											
YZ80/85	94-21	W02-51311	-	-	-	-	W02-23331	-	-	-	-
YZ80LW/85LW	94-21	-	W02-71311	W10-17810	W10-27410	W33-D2368	-	W02-43311	W10-17810	W10-27810	W33-D2368
TT-R125LW	00-11	-	W02-71411	-	-	W33-D1368	-	W02-43411	-	-	W33-B2368
KAWASAKI											
KX80/85	98-22	W02-51211	-	-	-	-	W02-23211	-	-	-	-
KX80 II /85 II	98-22	-	W02-71211	W10-13409	W10-23410	W33-F3368	-	W02-43211	W10-13810	W10-23810	W33-F3368
KX100	98-21	-	W02-71211	W10-13409	W10-23410	W33-F3368	-	W02-43211	W10-13810	W10-23810	W33-F3368
KX112	22	-	W02-71211	W10-13409	W10-23410	W33-F3368	-	W02-43211	W10-13810	W10-23810	W33-F3368
KLX125/150S	09-16	-	W02-71211	W10-13409	W10-23435	W33-F3368	-	W02-43211	W10-23835	W33-F3368	-
SUZUKI											
RM85	04-20	W02-51311	-	-	-	-	W02-23331	-	-	-	-
RM85L	04-20	-	W02-71311	W10-15409	W10-25410	W33-D2368	-	W02-43311	W10-15810	W10-25810	W33-D2368
KTM											
85/105SX 19/16	03-11	-	W02-72311	-	-	-	-	W02-43341	-	-	-
85/105SX 19/16	12-22	-	W02-72311	-	W10-29410	W31-P332 # *1	-	W02-43341	-	W10-29810	W31-P332 # *1
HUSQVARNA											
TC85 19/16	14-22	-	W02-72311	-	W10-29410	W31-P332 # *1	-	W02-43341	-	W10-29810	W31-P332 # *1
GASGAS											
MC85 19/16	21-22	-	W02-72311	-	W10-29410	W31-P332 # *1	-	W02-43341	-	W10-29810	W31-P332 # *1

FRONT

Bike	Year	Bike	Year
HONDA			
CR125M	#1 73-78	MX125	72-73
CR125R	79		74
CR250M	73-74	YZ125	74-75
XR250(ME)	79-80	DT1MX	70-71
MT125	74-76	DT125	#2 74-75
TL125	#1 73-76		#2 76-77
XL125	#1 75-78	TY125	75-78
CT250S	81-83	TY175	75-80
MT250	74-76	DT1	68-72
TL250	#1 75-76	DT250	72-73
SL250	72-74		74-76
XL250S	79-82	DT250M	77-78
XL500S	79-80	TY250	74-76
XR500(PE01)	79-80	RT1	70-71
KAWASAKI			
KX250A	74	RT360	72-73
KL250	78-79	DT360	73
F9(350TR)	72-74		74
SUZUKI			
RM125	79-80	DT400	75-76
RM250	79-80	XT500	76-80
TM250	72-74	XT500(USA)	81
TM400	71-72	TL250	75-76
TS125	#2 73-75	TLR250R(MD18)	86-
TS250	71-73	SL250	72-74
	74-76	XL250S	79-80
	72-73		81-82
	74-77	XL250R/ PARIS DAKAR/ DECOSTA	82-83
SP500	81-84	XL400R	82
		XL500S	79-80
		XR500(PE01)	79-80

REAR

Bike	Year	Bike	Year
HONDA			
CR125R	79	AT1M	#2 69-70
CR250M	73-77	AT1MX	#2 71
XR200R(ME)	81-83	MX125	72-74
XR250(ME)	79-80	YZ125	74-83
TLM50	84	DT1MX	71
MT125	74-76	DT2MX	72
MTX125R	83	MX250	73-74
TL125/S	73-76	YZ250	74-79
TL125	81	DT125	#2 74-81
XL125	83-88	TY125	75-78
XL125S	75-78	CT1	#2 69-71
	79-80	CT175	#2 72-73
XL125R(JD04)	82-	IT175	77-83
MTX200R(MD)	83-84	TY175	75-80
MTX200R2(MD)	85-88	AG200	85
TLR200(MD)	83-	DT1	71-72
XL200R(MD)	83-84	DT250	72-76
XL230	02-04	DT250M	77-78
MT250	74-76	IT250	77-80
TL250	75-76	TY250	75-76
TLR250R(MD18)	86-	XT250	80-82
SL250	72-74	DT360	73-74
XL250S	79-80	RT1	70-71
	81-82	RT360	72-73
XL250R/ PARIS DAKAR/ DECOSTA	82-83	DT400	75-76
XL400R	82	TT500	76-81
XL500S	79-80	XT500	76-80
XR500(PE01)	79-80	XT500(USA)	81
KAWASAKI			
KL250	78-79	RM125	78-80
KL250	80-83	TM250	72, 74
KL250	84-90	DR250S	82
F11(250TR)	74-76		71-79
		TS250	#2 80
			81-83
		SP370	78
		SP400	80
		TS400	72-77

S16 SERIES



S16 RIM FRONT / REAR

- Aluminum rims for vintage off road bikes, make your vintage bike wheel look new.
- Available for many applications.
- Made of 7000 grade aluminum for durability and light weight.
- Silver anodized finish to match the vintage old style.
- Can be used with stock hubs, nipples and spokes.
- 1 X Rim lock hole on the rim.



*#1 and #2 models require to use with below Z wheel stainless nipple sets.
 #1 W33-D1368
 #2 W33-D2368



WHEEL



BRAKE DISC




BRAKE HOSE



Z-WHEEL
STAINLESS SPOKE / NIPPLE SET

- Made of rust resistant stainless steel.
- Spoke/nipple sets for motocross, enduro, super moto, dual sport, small, street and vintage bikes available.



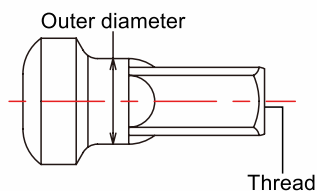
Narrow thread type



Z-WHEEL
STAINLESS NIPPLE SET

- Corrosion resistance stainless steel is used.
- 36 pieces set.

Part #	Diameter	Thread
W33-A1368	Φ5.0	BC2.9
W33-B1368	Φ5.8	BC2.9
W33-B2368	Φ5.8	BC3.2
W33-B3368	Φ5.8	BC3.5
W33-D1368	Φ6.6	BC2.9
W33-D2368	Φ6.6	BC3.2
W33-D3368	Φ6.6	BC3.5
W33-F3368	Φ7.1	BC3.5
W33-F4368	Φ7.1	BC4.0



Z-WHEEL
STAINLESS NIPPLE WASHER

- A washer for nipples that prevents spokes from protruding by being installed between the rim and nipple.
- When assembling a wheel with an aftermarket rim and spokes, the spokes may protrude from the nipple depending on the compatibility of the parts, which may damage the tire tube.
- If spokes protrude about 1mm, using the nipple washer can prevent protrusion.
- Made of rust-resistant stainless steel.
- 40 pieces in a set.

Part #	Size	Number
DC131-2240	6.1 x 9.0 t: 1.0	40 pcs
DC131-2440	7.4 x 10.5 t: 1.0	40 pcs

FRONT

Bike	Year	Part #	Nt	Nipple	Bto
CR80R	86-02	DC420-1008	SUS	SUS	Bto
CR85R	03-07	DC420-1008	SUS	SUS	Bto
CR80R2	03-07	DC420-1010	SUS	SUS	Bto
CR85R2	03-07	DC420-1010	SUS	SUS	Bto
	79	DC420-1022	Nt	SUS	Bto
	80	DC420-1023	Nt	SUS	Bto
	81	DC420-1024	Nt	SUS	Bto
	82	DC420-1032	SUS	SUS	Bto
	83	DC420-1033	SUS	SUS	Bto
	84-87	DC420-1034	SUS	SUS	Bto
	88-91	DC420-1036	SUS	SUS	Bto
	92-94	DC420-1037	SUS	SUS	Bto
	95-01	DC420-1038	SUS	SUS	Bto
	02-07	DC420-1039	AL	SUS	Bto
CR250M	73-77	DC420-1026	Nt	SUS	Bto
	78-80	DC420-1027	Nt	SUS	Bto
	81	DC420-1029	Nt	SUS	Bto
	82	DC420-1032	SUS	SUS	Bto
	83	DC420-1033	SUS	SUS	Bto
	84-87	DC420-1034	SUS	SUS	Bto
	88-91	DC420-1036	SUS	SUS	Bto
	92-94	DC420-1037	SUS	SUS	Bto
	95-01	DC420-1038	SUS	SUS	Bto
	02-07	DC420-1039	AL	SUS	Bto
CR480R	81	DC420-1029	Nt	SUS	Bto
	82	DC420-1032	SUS	SUS	Bto
	83	DC420-1033	SUS	SUS	Bto
	84-87	DC420-1034	SUS	SUS	Bto
	88-91	DC420-1036	SUS	SUS	Bto
	92-94	DC420-1037	SUS	SUS	Bto
	95-01	DC420-1038	SUS	SUS	Bto
	02-07	DC420-1039	AL	SUS	Bto
CR500R	87	DC420-1029	Nt	SUS	Bto
	88	DC420-1032	SUS	SUS	Bto
	89-91	DC420-1036	SUS	SUS	Bto
	92-94	DC420-1037	SUS	SUS	Bto
	95-01	DC420-1038	SUS	SUS	Bto
CRF125F	14-22	DC420-1209	SUS	SUS	Bto
CRF150R	07-22	DC420-1015	SUS	SUS	Bto
CRF150R2	07-22	DC420-1016	SUS	SUS	Bto
CRF250R	04-22	DC420-1039	AL	SUS	Bto
CRF250X	04-17	DC420-1039	AL	SUS	Bto
CRF450R	02-22	DC420-1039	AL	SUS	Bto
CRF450X	05-22	DC420-1039	AL	SUS	Bto
CRF250RX	19-22	DC420-1039	AL	SUS	Bto
CRF450RX	17-22	DC420-1039	AL	SUS	Bto
CRF450L	19-20	DC420-1039	AL	SUS	Bto
CRF450RL	21-22	DC420-1039	AL	SUS	Bto
XR200R	81-83	DC420-1213	SUS	SUS	Bto
	84-90	DC420-1215	SUS	SUS	Bto
	93-02	DC420-1215	SUS	SUS	Bto
	91-92	DC420-1116	SUS	SUS	Bto
	03-11	DC420-1210	SUS	SUS	Bto
	03-19	DC420-1217	SUS	SUS	Bto
	19-22	DC420-1217	SUS	SUS	Bto
	76	DC420-1111	Nt	SUS	Bto
	74-76	DC420-1111	Nt	SUS	Bto
	83	DC420-1112	SUS	SUS	Bto
	83-84	DC420-1118	SUS	SUS	Bto
	85-88	DC420-1160	SUS	SUS	Bto
	88-98	DC420-1106	SUS	SUS	Bto
	88-98	DC420-1106	SUS	SUS	Bto
	82-84	DC420-1116	SUS	SUS	Bto
	82-88	DC420-1112	SUS	SUS	Bto
	85	DC420-1118	SUS	SUS	Bto
	83-84	DC420-1118	SUS	SUS	Bto
	75	DC420-1111	Nt	SUS	Bto
	76-78	DC420-1111	Nt	SUS	Bto
	73-76	DC420-1111	Nt	SUS	Bto
	78-81	DC420-1022	Nt	SUS	Bto
	83	DC420-1157	Nt	SUS	Bto
	82-83	DC420-1157	Nt	SUS	Bto
	83	DC420-1157	Nt	SUS	Bto
	91-95	DC420-1116	SUS	SUS	Bto
	74-78	DC420-1111	Nt	SUS	Bto
	84-85	DC420-1160	SUS	SUS	Bto
	82	DC420-1157	Nt	SUS	Bto
	82	DC420-1157	Nt	SUS	Bto
	79	DC420-1022	Nt	SUS	Bto
	83-87	DC420-1160	SUS	SUS	Bto
	93-97	DC420-1116	SUS	SUS	Bto
	93-94	DC420-1116	SUS	SUS	Bto
	83	DC420-1159	SUS	SUS	Bto
	85-88	DC420-1160	SUS	SUS	Bto
	89-94	DC420-1116	SUS	SUS	Bto
	88-94	DC420-1116	SUS	SUS	Bto
	05-13	DC420-1116	SUS	SUS	Bto
	08-13	DC420-1303	SUS	SUS	Bto
	79-80	DC420-1022	Nt	SUS	Bto
	95-07	DC420-1116	SUS	SUS	Bto
	95-04	DC420-1116	SUS	SUS	Bto
	03-08	DC420-1303	SUS	SUS	Bto
	03-08	DC420-1303	SUS	SUS	Bto
	81-83	DC420-1029	Nt	SUS	Bto
	84-89	DC420-1231	SUS	SUS	Bto
	90-04	DC420-1233	SUS	SUS	Bto

REAR

Bike	Year	Part #	Nt	Nipple	Bto
XR185	79	DC420-5146	Nt	SUS	Bto
XR230	05-13	DC420-5147	SUS	SUS	Bto
XR230MOTARD	08-13	DC420-5302	SUS	SUS	Bto
XR250	79-80	DC420-5023	Nt	SUS	Bto
	81-83	DC420-5161	Nt	SUS	Bto
	84-85	DC420-5205	SUS	SUS	Bto
	86-89	DC420-5213	SUS	SUS	Bto
	90-04	DC420-5214	SUS	SUS	Bto
XR250R	95-07	DC420-5117	SUS	SUS	Bto
XR250BAJA	95-04	DC420-5117	SUS	SUS	Bto
XR250MOTARD	03-08	DC420-5302	SUS	SUS	Bto
XR250L(USA)	91-96	DC420-5169	SUS	SUS	Bto
XR350R	83-85	DC420-5231	SUS	SUS	Bto
XR400R	96-06	DC420-5214	SUS	SUS	Bto
XR400MOTARD	03-08	DC420-5302	SUS	SUS	Bto
XR500	79-80	DC420-5159	Nt	SUS	Bto
XR500R	83-84	DC420-5231	SUS	SUS	Bto
	85-87	DC420-5231	SUS	SUS	Bto
	88-90	DC420-5234	SUS	SUS	Bto
	91-00	DC420-5214	SUS	SUS	Bto
XR600R	00-07	DC420-5214	SUS	SUS	Bto
	93-12	DC420-5214	SUS	SUS	Bto
XR650R	01-07	DC420-5214	SUS	SUS	Bto
XR650L	93-12	DC420-5214	SUS	SUS	Bto
XL400V	91-96	DC420-5251	SUS	SUS	Bto
TRANSALP					
XL600V	87-91	DC420-5252	SUS	SUS	Bto
TRANSALP					
XL700V	07-11	DC420-5253	SUS	SUS	Bto
TRANSALP					
XR650	88	DC420-5247	SUS	SUS	Bto
XR750	93-00	DC420-5249	SUS	SUS	Bto
AFRICATWIN					
NX125	89-90	DC420-5244	SUS	SUS	Bto
NX650	88-89	DC420-5246	SUS	SUS	Bto
CRF230MOTARD	09	DC420-5302	SUS	SUS	Bto
CRF250L	12-21	DC420-5120	SUS	SUS	Bto
CRF250L(S)	21	DC420-5120	SUS	SUS	Bto
CRF250RALLY	17-21	DC420-5120	SUS	SUS	Bto
CRF250RALLY(S)	21	DC420-5120	SUS	SUS	Bto
CRF300L	21	DC420-5120	SUS	SUS	Bto
CRF300L	21	DC420-5120	SUS	SUS	Bto
RALLY	21	DC420-5120	SUS	SUS	Bto
CRF250M	13-19	DC420-5303	SUS	SUS	Bto
CRF1000L	16-19	DC420-5250	SUS	SUS	Bto
AFRICATWIN					
CRF1100L	20-21	DC420-5250	SUS	SUS	Bto
AFRICA TWIN					
SL90/DX	69-72	DC420-5108	SUS	SUS	Bto
SL125	71-74	DC420-5110	SUS	SUS	Bto
SL250	72-74	DC420-5116	SUS	SUS	Bto
CT250S	81-83	DC420-5159	Nt	SUS	Bto
SILKROAD	00-16	DC420-5155	SUS	SUS	Bto
FTR223	00-16	DC420-5155	SUS	SUS	Bto
TLM200R	85-87	DC420-5273	SUS	SUS	Bto
TLM200R	88-93	DC420-5273	SUS	SUS	Bto
TL125/S	73-76	DC420-5281	SUS	SUS	Bto
TL125S	81	DC420-5282	SUS	SUS	Bto
TL125	83-87	DC420-5285	SUS	SUS	Bto
TL250	75-76	DC420-5023	Nt	SUS	Bto
TLR200	83	DC420-5285	SUS	SUS	Bto
TLR250R	86	DC420-5287	SUS	SUS	Bto
CB125/S/	66-72	DC420-6130	SUS	SUS	Bto
CUSTOM					
CB125JX	72-74	DC420-6130	SUS	SUS	Bto
SENIOR	75-79	DC420-6115	SUS	SUS	Bto
	80-82	DC420-6133	SUS	SUS	Bto
CB250	68-70	DC420-6141	SUS	SUS	Bto
CB250 EXPO/	68-72	DC420-6141	SUS	SUS	Bto
SENIOR					
CB250T	73-76	DC420-6141	SUS	SUS	Bto
CB250RS/	80-81	DC420-6146	Nt	SUS	Bto
RS-Z/ZR					
CB350	68-70	DC420-6141	SUS	SUS	Bto
CB350 EXPO/	68-72	DC420-6141	SUS	SUS	Bto
SENIOR					
CB360T	72-73	DC420-6144	SUS	SUS	Bto
CB350FOUR	77-78	DC420-6144	SUS	SUS	Bto
CJ360T	76-77	DC420-6144	SUS	SUS	Bto
CB400FOUR/III	74-77	DC420-6144	SUS	SUS	Bto
CB450	65-70	DC420-6163	Nt	SUS	Bto
CB450 EXPO/	69-72	DC420-6163	Nt	SUS	Bto
SENIOR					
CB500FOUR	71-73	DC420-6163	Nt	SUS	Bto
CB500T	74-76	DC420-6163	Nt	SUS	Bto
CB550FOUR/III	74-78	DC420-6163	Nt	SUS	Bto
69-76					
CB750FOUR	77	DC420-6172	Nt	SUS	Bto
	76-78	DC420-6172	Nt	SUS	Bto
EARA	66-69	DC420-6130	SUS	SUS	Bto
CL125	68-71	DC420-6144	SUS	SUS	Bto
CL250	68-70	DC420-6144	SUS	SUS	Bto
CL350	68-74	DC420-6163	Nt	SUS	Bto
CL450	68-74	DC420-6163	Nt	SUS	Bto
CROSS	13-21	DC420-6014	SUS	SUS	Bto
CUB/110					
CT125	20-21	DC420-6016	SUS	SUS	Bto
TRAIL125	21	DC420-6016	SUS	SUS	Bto
CD125T	85-95	DC420-6021	SUS	SUS	Bto
CM125T	81	DC420-6137	SUS	SUS	Bto
DREAM50	97-00	DC420-6110	SUS	SUS	Bto
GB250	84-86	DC420-6148	SUS	SUS	Bto
	87-89	DC420-6149	SUS	SUS	Bto
GB400/500TT	85-87	DC420-6165	SUS	SUS	Bto
VRX400	96	DC420-6166	Nt	SUS	Bto
ROADSTER					
CB223S	08-16	DC420-6155	SUS	SUS	Bto
CB400SS	02-07	DC420-6169	Nt	SUS	Bto
CB400FOUR	97-01	DC420-6168	Nt	SUS	Bto
	14-16	DC420-6175	Nt	SUS	Bto
CB1100EX	17-21	DC420-6176	SUS	SUS	Bto

#18inch Conversion

WHEEL



BRAKE DISC



BRAKE HOSE



Nt	Narrow thread	SUS	Stainless Nipples
Bto	Built-to-order	STL	Steel Nipples
		AL	Aluminum Nipples

FRONT

Bike	Year	Part #	Nt	Nipple	Bto
YZ65	18-22	DC423-1003		SUS	Bto
	93	DC423-1011		SUS	Bto
YZ80	94-01	DC423-1012		SUS	Bto
YZ85	02-21	DC423-1012		SUS	Bto
YZ80LW	94-01	DC423-1013		SUS	Bto
YZ85LW	02-21	DC423-1013		SUS	Bto
YZ100	76	DC423-1024		SUS	Bto
	77	DC423-1026	Nt	SUS	Bto
MX125	76	DC423-1024		SUS	Bto
	76	DC423-1024		SUS	Bto
	77-82	DC423-1026	Nt	SUS	Bto
	83	DC423-1028		SUS	Bto
YZ125	86-91	DC423-1034	Nt	AL	Bto
	92-22	DC423-1035		AL	Bto
YZ125X	17-22	DC423-1035		AL	Bto
YZ175	76	DC423-1024		SUS	Bto
MX250	73-75	DC423-1024		SUS	Bto
	74-76	DC423-1024		SUS	Bto
	77-82	DC423-1026	Nt	SUS	Bto
YZ250	83	DC423-1028		SUS	Bto
	86-91	DC423-1034	Nt	AL	Bto
	92-22	DC423-1035		AL	Bto
YZ250WR	89-90	DC423-1034	Nt	AL	Bto
YZ250X	16-22	DC423-1035		AL	Bto
MX360	73-74	DC423-1024		SUS	Bto
YZ360	74-78	DC423-1024		SUS	Bto
MX400	75	DC423-1024		SUS	Bto
YZ400	76-78	DC423-1024		SUS	Bto
	79-82	DC423-1026	Nt	SUS	Bto
YZ465	79-82	DC423-1026	Nt	SUS	Bto
	79-82	DC423-1026	Nt	SUS	Bto
YZ490	83	DC423-1028		SUS	Bto
	86-90	DC423-1034	Nt	AL	Bto
YZ250F	01-22	DC423-1035		AL	Bto
YZ250FX	15-22	DC423-1035		AL	Bto
YZ400F	98-99	DC423-1035		AL	Bto
YZ426F	00-02	DC423-1035		AL	Bto
YZ450F	03-22	DC423-1035		AL	Bto
YZ450FX	15-22	DC423-1035		AL	Bto
WR200	92	DC423-1081		SUS	Bto
WR250Z	91	DC423-1034	Nt	AL	Bto
WR250F	92-98	DC423-1035		AL	Bto
WR250F	01-22	DC423-1035		AL	Bto
WR400F	98-00	DC423-1035		AL	Bto
WR426F	01-02	DC423-1035		AL	Bto
WR450F	03-22	DC423-1035		AL	Bto
WR500Z	92-93	DC423-1034	Nt	AL	Bto
TTR225	99-04	DC423-1117		SUS	Bto
TTR230	08-22	DC423-1080		SUS	Bto
TTR250	99-06	DC423-1083		SUS	Bto
DT1(DT250) (DT2)(DT3)	68-73	DC423-1090		SUS	Bto
DT1E	69-73	DC423-1090		SUS	Bto
DT1MX	69-71	DC423-1090		SUS	Bto
DT2MX	72	DC423-1024		SUS	Bto
RT1	70	DC423-1090		SUS	Bto
RT1(RT360)	71-72	DC423-1090		SUS	Bto
DT360	73-74	DC423-1092		SUS	Bto
RT1M	70	DC423-1090		SUS	Bto
RT1MX	71	DC423-1090		SUS	Bto
DT125	78-82	DC423-1074		SUS	Bto
DT125(33G)	83-84	DC423-1076		SUS	Bto
DT125R	88-98	DC423-1080		SUS	Bto
DT175	78-81	DC423-1074		SUS	Bto
DT200R	88-90	DC423-1080		SUS	Bto
	74	DC423-1092		SUS	Bto
DT250	75-76	DC423-1093		SUS	Bto
DT250M	77-79	DC423-1095	Nt	SUS	Bto
DT400	75-76	DC423-1093		SUS	Bto
DT400M	77-78	DC423-1095	Nt	SUS	Bto
IT175	77-83	DC423-1026	Nt	SUS	Bto
IT200	86	DC423-1081		SUS	Bto
	77-82	DC423-1026	Nt	SUS	Bto
IT250	83	DC423-1045		SUS	Bto
	76	DC423-1095	Nt	SUS	Bto
	77-79	DC423-1026	Nt	SUS	Bto
IT425	80	DC423-1026	Nt	SUS	Bto
IT465	81-82	DC423-1026	Nt	SUS	Bto
IT490	84	DC423-1045		SUS	Bto

REAR

Bike	Year	Part #	Nt	Nipple	Bto
YZ65	18-22	DC423-5002		SUS	Bto
	93	DC423-5008		SUS	Bto
YZ80	94-01	DC423-5009		SUS	Bto
YZ85	02-21	DC423-5009		SUS	Bto
YZ80LW	94-01	DC423-5010		SUS	Bto
YZ85LW	02-21	DC423-5010		SUS	Bto
YZ100	76-81	DC423-5018	Nt	SUS	Bto
	82-83	DC423-5024	Nt	SUS	Bto
	74	DC423-5014		SUS	Bto
	75-76	DC423-5018	Nt	SUS	Bto
	74-75	DC423-5014		SUS	Bto
	76-80	DC423-5018	Nt	SUS	Bto
	81-82	DC423-5024	Nt	SUS	Bto
YZ125	83	DC423-5032	Nt	SUS	Bto
	88	DC423-5046		SUS	Bto
	89-98	DC423-5048		SUS	Bto
	99-22	DC423-5054		AL	Bto
YZ125X	17-22	DC423-5057		AL	Bto
YZ125 #	99-22	DC423-5057		AL	Bto
MX175	74-81	DC423-5012		SUS	Bto
YZ175	76	DC423-5018	Nt	SUS	Bto
	73-74	DC423-5013	Nt	SUS	Bto
	75	DC423-5016		SUS	Bto
MX250	74-79	DC423-5016		SUS	Bto
	80	DC423-5020	Nt	SUS	Bto
	81	DC423-5022	Nt	SUS	Bto
	82	DC423-5026	Nt	SUS	Bto
	88	DC423-5046		SUS	Bto
	89-98	DC423-5048		SUS	Bto
	99-22	DC423-5054		AL	Bto
YZ250WR	89	DC423-5048		SUS	Bto
	90	DC423-5046		SUS	Bto
YZ250X	16-22	DC423-5057		AL	Bto
YZ250 #	99-22	DC423-5057		AL	Bto
MX360	73-74	DC423-5013	Nt	SUS	Bto
YZ360	74-75	DC423-5016		SUS	Bto
MX400	75	DC423-5016		SUS	Bto
YZ400	76-78	DC423-5016		SUS	Bto
YZ250F	01-08	DC423-5054		AL	Bto
	09-21	DC423-5058		AL	Bto
YZ250FX	15-22	DC423-5057		AL	Bto
	01-08	DC423-5057		AL	Bto
YZ250F #	09-21	DC423-5060		AL	Bto
YZ400F	98	DC423-5048		SUS	Bto
	99	DC423-5054		AL	Bto
YZ426F	00-02	DC423-5054		AL	Bto
YZ450F	03-08	DC423-5054		AL	Bto
	09-21	DC423-5058		AL	Bto
YZ450FX	15-22	DC423-5057		AL	Bto
YZ400F/426F/ 450F #	99-08	DC423-5057		AL	Bto
YZ450F #	09-21	DC423-5060		AL	Bto
WR200	92	DC423-5046		SUS	Bto
WR250Z	91-98	DC423-5046		SUS	Bto
WR250F	01-22	DC423-5057		AL	Bto
	98	DC423-5046		SUS	Bto
WR400F	99-00	DC423-5057		AL	Bto
WR426F	01-02	DC423-5057		AL	Bto
WR450F	03-22	DC423-5057		AL	Bto
TTR225	86-87	DC423-5143		SUS	Bto
	99-04	DC423-5150		SUS	Bto
TTR230	05-22	DC423-5152		SUS	Bto
TTR250	99-06	DC423-5046		SUS	Bto
AT1	69-70	DC423-5093		SUS	Bto
AT125	71-73	DC423-5093		SUS	Bto
AT1M	69-70	DC423-5093		SUS	Bto
AT1MX	71	DC423-5093		SUS	Bto
CT1	69-71	DC423-5093		SUS	Bto
CT175/ CT2(CT175)	72-73	DC423-5093		SUS	Bto
DT1(DT250) (DT2)(DT3)	68-70	DC423-5105	Nt	SUS	Bto
	71-73	DC423-5107	Nt	SUS	Bto
	70	DC423-5105	Nt	SUS	Bto
DT1MX	71	DC423-5107	Nt	SUS	Bto
	72	DC423-5013	Nt	SUS	Bto
DT2MX	72	DC423-5107	Nt	SUS	Bto
RT1	70	DC423-5107	Nt	SUS	Bto
RT1(RT360)	71-72	DC423-5107	Nt	SUS	Bto
RT1M	70	DC423-5107	Nt	SUS	Bto
RT1MX	71	DC423-5107	Nt	SUS	Bto

#18inch Conversion



WHEEL



BRAKE DISC



BRAKE HOSE



Nt	Narrow thread	SUS	Stainless Nipples
Bto	Built-to-order	STL	Steel Nipples
		AL	Aluminum Nipples

KAWASAKI

FRONT

Bike	Year	Part #	Nt	Nipple	Bto	Bike	Year	Part #	Nt	Nipple	Bto
KX65	00-22	DC421-1006	SUS	SUS	Bto	KLX250SR	93-94	DC421-1107	SUS	SUS	
KX80	86-97	DC421-1014	SUS	SUS	Bto	KLX250ES	95-97	DC421-1237	SUS	SUS	
KX85	98-00	DC421-1015	SUS	SUS	Bto	KLX250	94-97	DC421-1237	SUS	SUS	
KX80_2	01-22	DC421-1015	SUS	SUS	Bto	KLX250S	98-20	DC421-1237	SUS	SUS	
KX85_2	87-97	DC421-1020	SUS	SUS	Bto	KLX250S (USA)	06-09	DC421-1237	SUS	SUS	
KX100	95-97	DC421-1020	SUS	SUS	Bto	KLX250SF (USA)	09	DC421-1286	SUS	SUS	
KX112	98-21	DC421-1022	SUS	SUS		KLX300R	96-07	DC421-1107	SUS	SUS	
	22	DC421-1022	SUS	SUS		KLX450R	20-21	DC421-1237	SUS	SUS	
	74-77	DC421-1031	SUS	SUS	Bto	KLX650R	08-20	DC421-1052	AL	SUS	
	78-79	DC421-1034	SUS	SUS	Bto	KLX650R	93-96	DC421-1107	SUS	SUS	
	80-81	DC421-1036	SUS	SUS	Bto	D-TRACKER125	10-16	DC421-1281	SUS	Bto	
	82	DC421-1038	SUS	SUS	Bto	D-TRACKER	98-07	DC421-1286	SUS	SUS	
	83	DC421-1039	SUS	SUS	Bto	D-TRACKERX	08-16	DC421-1286	SUS	SUS	
	84	DC421-1041	SUS	SUS	Bto	F7(175TR)	71-75	DC421-1085	SUS	Bto	
	85	DC421-1043	SUS	SUS	Bto	F8BISON	71-72	DC421-1088	SUS	Bto	
	86-88	DC421-1045	SUS	SUS	Bto	250TR					
	89-98	DC421-1047	SUS	SUS	Bto	250TR					
	99-05	DC421-1049	AL	SUS	Bto	BISONF11	73-76	DC421-1089	Nt	SUS	Bto
	06-08	DC421-1052	AL	SUS	Bto	250TR	02-14	DC421-1275	SUS	SUS	Bto
	74	DC421-1032	SUS	SUS	Bto	350TRBIGHONE F5	72	DC421-1093	Nt	SUS	Bto
	80-81	DC421-1037	SUS	SUS	Bto	350TRBIGHONE F9	73	DC421-1093	Nt	SUS	Bto
	82	DC421-1038	SUS	SUS	Bto	KT250	75-76	DC421-1031	Nt	SUS	Bto
	83	DC421-1039	SUS	SUS	Bto	SUPERSHERPA KL250	97-08	DC421-1239	SUS	SUS	
	84	DC421-1041	SUS	SUS	Bto	VERSYS-					
	85	DC421-1043	SUS	SUS	Bto	X250ABS/TOURER	17-20	DC421-1295	SUS	SUS	Bto
	86-88	DC421-1045	SUS	SUS	Bto	250A1/S/SS/SPECIAL	66-71	DC421-2125	SUS	SUS	Bto
	89-98	DC421-1047	SUS	SUS	Bto	250SS	72-75	DC421-2125	SUS	SUS	Bto
	99-04	DC421-1049	AL	SUS	Bto	350A7/SS/AVENGER/	67-71	DC421-2125	SUS	SUS	Bto
	05	DC421-1051	AL	SUS	Bto	SPECIAL					
	06-08	DC421-1052	AL	SUS	Bto	AVENGER/					
KX420	80-82	DC421-1037	SUS	SUS	Bto	71-72	DC421-2125	SUS	SUS	Bto	
KX450	74	DC421-1032	SUS	SUS	Bto	350SS(Drum)	73	DC421-2142	Nt	SUS	Bto
	83	DC421-1039	SUS	SUS	Bto	400SS	74-75	DC421-2142	Nt	SUS	Bto
	84	DC421-1041	SUS	SUS	Bto	500SS(Disk)	69-71	DC421-2145	SUS	SUS	Bto
KX500	85	DC421-1043	SUS	SUS	Bto	500SS(Drum)	72-75	DC421-2147	Nt	SUS	Bto
	86-88	DC421-1045	SUS	SUS	Bto	500SS(Disk)	71-73	DC421-2147	Nt	SUS	Bto
	89-04	DC421-1047	SUS	SUS	Bto	750H2	74	DC421-2147	Nt	SUS	Bto
KX250F	04-05	DC421-1051	AL	SUS	Bto	KH400	76-82	DC421-2142	Nt	SUS	Bto
	06-18	DC421-1052	AL	SUS	Bto	KH500	76	DC421-2155	Nt	SUS	Bto
KX250	19-22	DC421-1052	AL	SUS	Bto	650W2SS/W2TT	68-69	DC421-2151	SUS	SUS	Bto
KX250X	21-22	DC421-1052	AL	SUS	Bto	650W1S/SA	70-71	DC421-2151	SUS	SUS	Bto
KX450F	06-18	DC421-1052	AL	SUS	Bto	400RS	74-75	DC421-2142	Nt	SUS	Bto
KX450	19-22	DC421-1052	AL	SUS	Bto	650RS (W3)	73-74	DC421-2147	Nt	SUS	Bto
KX450X	21-22	DC421-1052	AL	SUS	Bto	750RS	74-75	DC421-2147	Nt	SUS	Bto
KD125	75-79	DC421-1031	SUS	SUS	Bto	Z750TWIN	76	DC421-2155	Nt	SUS	Bto
KD175	76-79	DC421-1031	SUS	SUS	Bto	Z200	77-79	DC421-2120	SUS	SUS	Bto
KE125	76-82	DC421-1031	SUS	SUS	Bto	Z400	76-79	DC421-2142	Nt	SUS	Bto
KE175	76-78	DC421-1031	SUS	SUS	Bto	Z650FOUR	76-77	DC421-2155	Nt	SUS	Bto
KE250	80-83	DC421-1142	SUS	SUS	Bto	Z650	78-79	DC421-2155	Nt	SUS	Bto
KMX125	77-79	DC421-1141	SUS	SUS	Bto	Z750FOUR	76-79	DC421-2155	Nt	SUS	Bto
KMX125(USA)	86-89	DC421-1102	SUS	SUS	Bto	900SUPER4	72-73	DC421-2147	Nt	SUS	Bto
KMX200	87-91	DC421-1103	SUS	SUS	Bto	900Z1	74-75	DC421-2147	Nt	SUS	Bto
KDX125SR	90-99	DC421-1107	SUS	SUS	Bto	KZ1000	77	DC421-2155	Nt	SUS	Bto
KDX175	80-82	DC421-1036	SUS	SUS	Bto	Z1000	78-79	DC421-2155	Nt	SUS	Bto
KDX200C	86-88	DC421-1045	SUS	SUS	Bto	ESTRELLA	92-16	DC421-2130	SUS	SUS	Bto
KDX200R	89	DC421-1045	SUS	SUS	Bto	ESTRELLA	95-06	DC421-2130	SUS	SUS	Bto
KDX200SR	89	DC421-1107	SUS	SUS	Bto	RS/RS LE	96-06	DC421-2132	SUS	SUS	Bto
	90-93	DC421-1045	SUS	SUS	Bto	ESTRELLA RS CUSTOM	96-99	DC421-2132	SUS	SUS	Bto
KDX200(USA)	89-92	DC421-1107	SUS	SUS	Bto	W400	06-08	DC421-2149	SUS	SUS	Bto
KDX220R	93-06	DC421-1107	SUS	SUS	Bto	W650	99-08	DC421-2149	SUS	SUS	Bto
KDX220SR	94-05	DC421-1107	SUS	SUS	Bto	W800	11-16	DC421-2149	SUS	SUS	Bto
KDX250R	94-99	DC421-1107	SUS	SUS	Bto	ZEPHYR750RS	96-03	DC421-2158	SUS	SUS	Bto
KDX250SR	80-01	DC421-1037	SUS	SUS	Bto	ZEPHYR1100RS	96-03	DC421-2161	SUS	SUS	Bto
KDX250	91-95	DC421-1107	SUS	SUS	Bto						
KDX400	79-80	DC421-1037	SUS	SUS	Bto						
KDX420	81	DC421-1037	SUS	SUS	Bto						
KDX450	82	DC421-1037	SUS	SUS	Bto						
KL250	78-79	DC421-1141	SUS	SUS	Bto						
KL600	80-84	DC421-1142	SUS	SUS	Bto						
KL650TENGA	90-91	DC421-1253	SUS	SUS	Bto						
KL650ANHELO	93-95	DC421-1103	SUS	SUS	Bto						
KL600	91-99	DC421-1253	SUS	SUS	Bto						
KL650	05	DC421-1253	SUS	SUS	Bto						
KLR250	84-86	DC421-1144	SUS	SUS	Bto						
KLR250(USA)	97-05	DC421-1144	SUS	SUS	Bto						
KLR600	84-86	DC421-1251	SUS	SUS	Bto						
KLR650	87-07	DC421-1253	SUS	SUS	Bto						
KLX125	08-10	DC421-1256	SUS	SUS	Bto						
KLX150S	10-16	DC421-1023	SUS	SUS							
KLX150BF	09-12	DC421-1023	SUS	SUS							
KLX230	16	DC421-1027	SUS	SUS	Bto						
KLX230R	20-21	DC421-1029	SUS	SUS							
KLX250R	20-21	DC421-1029	SUS	SUS							
KLX250	79-80	DC421-1036	SUS	SUS	Bto						
KLX250R	93-95	DC421-1107	SUS	SUS							
KLX250R(USA)	94-96	DC421-1107	SUS	SUS							

REAR

Bike	Year	Part #	Nt	Nipple	Bto	Bike	Year	Part #	Nt	Nipple	Bto
KX65	00-22	DC421-5004	SUS	SUS	Bto	KLX125	10-16	DC421-5180	SUS	SUS	
KX80	86-87	DC421-5016	SUS	SUS	Bto	KLX150S	09-12	DC421-5180	SUS	SUS	
KX85	98-00	DC421-5018	SUS	SUS	Bto	KLX150BF	16	DC421-5184	SUS	SUS	Bto
KX80_2	01-22	DC421-5020	SUS	SUS	Bto	KLX230	20-21	DC421-5186	SUS	SUS	
KX85_2	87-97	DC421-5020	SUS	SUS	Bto	KLX230R	20-21	DC421-5186	SUS	SUS	
KX100	95-97	DC421-5021	SUS	SUS	Bto	KLX250	79-80	DC421-5048	SUS	SUS	Bto
KX112	98-21	DC421-5021	SUS	SUS		KLX250R	93-95	DC421-5199	SUS	SUS	
	22	DC421-5041	SUS	SUS	Bto	KLX250R(USA)	94-96	DC421-5199	SUS	SUS	
	74-77	DC421-5041	SUS	SUS	Bto	KLX250SR	93-97	DC421-5199	SUS	SUS	
	78-79	DC421-5044	SUS	SUS	Bto	KLX250ES	94-97	DC421-5199	SUS	SUS	
	80-81	DC421-5048	SUS	SUS	Bto	KLX250	98-20	DC421-5199	SUS	SUS	
	82	DC421-5050	SUS	SUS	Bto	KLX250S(USA)	09	DC421-5199	SUS	SUS	
	84	DC421-5053	SUS	SUS	Bto	KLX250SF(USA)	09	DC421-5256	SUS	SUS	
	85	DC421-5056	SUS	SUS	Bto	KLX300R	96-07	DC421-5199	SUS	SUS	
	86-87	DC421-5059	SUS	SUS	Bto	KLX450R	08-20	DC421-5231	AL	SUS	Bto
	88	DC421-5061	STL	SUS	Bto	KLX650	93-96	DC421-5220	SUS	SUS	Bto
	89-98	DC421-5062	STL	SUS	Bto	KLX650R	93	DC421-5222	STL	SUS	Bto
	99-02	DC421-5063	AL	SUS	Bto	D-TRACKER125	94-96	DC421-5223	STL	SUS	Bto
	03-08	DC421-5065	AL	SUS	Bto	D-TRACKER	10-16	DC421-5251	SUS	SUS	Bto

SUZUKI

Nt Narrow thread SUS Stainless Nipples
 Bto Built-to-order STL Steel Nipples
 AL Aluminum Nipples

FRONT

Bike	Year	Part #	Nt	Nipple	Bto	Bike	Year	Part #	Nt	Nipple	Bto
RM80	82-85	DC422-1014	SUS	Bto		SX200R	85-91	DC422-1130	SUS	Bto	
	86-01	DC422-1015	SUS	Bto		RA125	84-88	DC422-1108	SUS	Bto	
RM85	02-03	DC422-1015	SUS	Bto		RH250	84-88	DC422-1037	SUS	Bto	
	04-20	DC422-1017	SUS	Bto		RMX250R(JP)	93-98	DC422-1035	AL		
RM80L	95-01	DC422-1016	SUS	Bto		RMX250R(US)	89-98	DC422-1035	AL		
	02-03	DC422-1016	SUS	Bto		RMX250S	92-98	DC422-1037	SUS	Bto	
RM85L	04-20	DC422-1018	SUS	Bto		DF200E	97	DC422-1130	SUS	Bto	
	75-76	DC422-1023	SUS	Bto		DF200SE	96-09	DC422-1130	SUS	Bto	
RM125	77	DC422-1024	Nt	SUS	Bto	DJEBEL125SE	93-00	DC422-1130	SUS	Bto	
	78	DC422-1025	Nt	SUS	Bto	DJEBEL200SE	94-06	DC422-1130	SUS	Bto	
RM125	79-80	DC422-1026	Nt	SUS	Bto	DJEBEL	95-05	DC422-1035	AL		
	81-84	DC422-1030	SUS	Bto		DR250RX					
RM250	86-96	DC422-1035	AL			DR125(US)	86-88	DC422-1130	SUS	Bto	
	97-00	DC422-1036	AL	Bto		DR200(US)	86-88	DC422-1130	SUS	Bto	
TM250	01-08	DC422-1035	AL			DR250S	82	DC422-1133	SUS	Bto	
	72-75	DC422-1023	SUS	Bto		DR250SH	90-94	DC422-1109	SUS	Bto	
RM250	76	DC422-1023	SUS	Bto		DR250SHE	91-92	DC422-1109	SUS	Bto	
	77	DC422-1024	Nt	SUS	Bto	DR250SE	90-95	DC422-1109	SUS	Bto	
RM250	78	DC422-1025	Nt	SUS	Bto	DR250R	95-00	DC422-1035	AL		
	79	DC422-1027	SUS	Bto		DR250(US)	85	DC422-1037	SUS	Bto	
RM250	81-82	DC422-1031	SUS	Bto		DR350S	90-99	DC422-1109	SUS	Bto	
	83-84	DC422-1030	SUS	Bto		DR350SE	90-99	DC422-1109	SUS	Bto	
RM250	86-96	DC422-1035	AL			DR650S	90-91	DC422-1109	SUS	Bto	
	97-00	DC422-1036	AL	Bto		DR650SE	92-19	DC422-1038	SUS	Bto	
RM370	01-08	DC422-1035	AL			DRZ250	01-07	DC422-1035	AL		
	76-77	DC422-1023	SUS	Bto		DRZ400	00-04	DC422-1036	AL	Bto	
TM400	71-75	DC422-1023	SUS	Bto		DRZ400E	00-07	DC422-1036	AL	Bto	
	78	DC422-1025	Nt	SUS	Bto	DRZ400S	00-08	DC422-1137	AL	Bto	
RM400	79	DC422-1027	SUS	Bto		DRZ400SM	05-08	DC422-1206	AL		
	80	DC422-1028	Nt	SUS	Bto	DRZ400SM(US)	05-19	DC422-1206	AL		
RM465	81-82	DC422-1031	SUS	Bto		250SB	02-06	DC422-1205	SUS	Bto	
	83-84	DC422-1030	SUS	Bto		GRASSTRACKER	00-16	DC422-1311	SUS	Bto	
RM500	04-06	DC422-1051	AL	Bto		TU250G					
	07-22	DC422-1042	AL			GRASSTRACKER					
RMZ250	05-22	DC422-1042	AL			BIGBOY	01-16	DC422-1312	SUS	Bto	
RMZ450	10-19	DC422-1042	AL			TU250GB					
RMX450Z	03	DC422-1122	SUS	Bto		VANVAN	02-16	DC422-1300	SUS	Bto	
DRZ125L	04-09	DC422-1124	SUS	Bto		RV200					
TS125R	89	DC422-1037	SUS	Bto		T20	65-69	DC422-2111	SUS	Bto	
	90-97	DC422-1109	SUS	Bto		T250	66-72	DC422-2111	SUS	Bto	
TS200R	89	DC422-1037	SUS	Bto		T350	69-72	DC422-2111	SUS	Bto	
	90-96	DC422-1109	SUS	Bto		T500	68-75	DC422-2121	SUS	Bto	
TS250	69-70	DC422-1095	SUS	Bto		GT250(Disk)	72-77	DC422-2112	Nt	SUS	Bto
	71-73	DC422-1096	SUS	Bto		GT380(Drum)	72-78	DC422-2122	SUS	Bto	
TS400	74-76	DC422-1097	SUS	Bto		GT380(Disk)	73-78	DC422-2123	Nt	SUS	Bto
	77-83	DC422-1098	SUS	Bto		GT500(Drum)	71-75	DC422-2121	SUS	Bto	
SP125	72-73	DC422-1096	SUS	Bto		GT500(Disk)	76-77	DC422-2123	Nt	SUS	Bto
	74-77	DC422-1097	SUS	Bto		GT550(Disk)	72-77	DC422-2123	Nt	SUS	Bto
SP200	82-88	DC422-1130	SUS	Bto		GT750(Drum)	71	DC422-2124	Nt	SUS	Bto
	86-88	DC422-1130	SUS	Bto		GT750(Disk)	72-77	DC422-2123	Nt	SUS	Bto
SP250	82-84	DC422-1133	SUS	Bto		RE5	74-76	DC422-2123	Nt	SUS	Bto
	85	DC422-1037	SUS	Bto		GS250	80-81	DC422-2112	Nt	SUS	Bto
SP370	78	DC422-1098	SUS	Bto		GS400	76-78	DC422-2112	Nt	SUS	Bto
	80	DC422-1098	SUS	Bto		GS550	77-79	DC422-2123	Nt	SUS	Bto
SP400	81-84	DC422-1028	Nt	SUS	Bto	GS750	76-79	DC422-2123	Nt	SUS	Bto
	85	DC422-1037	SUS	Bto		VOLTY	94-04	DC422-2115	Nt	SUS	Bto
SP600	85-91	DC422-1130	SUS	Bto		ST250/E	07-15	DC422-2116	Nt	SUS	Bto

REAR

Bike	Year	Part #	Nt	Nipple	Bto	Bike	Year	Part #	Nt	Nipple	Bto
RM80	82-89	DC422-5008	SUS	Bto		SP200	86-88	DC422-5121	SUS	Bto	
	90-01	DC422-5009	SUS	Bto		SP250	82-85	DC422-5131	SUS	Bto	
RM85	02-03	DC422-5010	SUS	Bto		SP370	78	DC422-5025	SUS	Bto	
	04-20	DC422-5012	SUS	Bto		SP400	80	DC422-5025	SUS	Bto	
RM80L	95-01	DC422-5011	SUS	Bto		SX125R	85-91	DC422-5121	SUS	Bto	
	02-03	DC422-5011	SUS	Bto		SX200R	85-91	DC422-5121	SUS	Bto	
RM85L	04-20	DC422-5013	SUS	Bto		RA125	84-88	DC422-5084	SUS	Bto	
	75	DC422-5020	SUS	Bto		RH250	84-88	DC422-5095	SUS	Bto	
TM100	76-77	DC422-5020	SUS	Bto		RMX250R(JP)	93-98	DC422-5042	AL		
	78	DC422-5028	SUS	Bto		RMX250R(US)	89-98	DC422-5042	AL		
RM100(US)	79-80	DC422-5029	Nt	SUS	Bto	RMX250S	92-98	DC422-5097	SUS	Bto	
	73-75	DC422-5020	SUS	Bto		DF200E	97-99	DC422-5122	SUS	Bto	
TM125	75	DC422-5020	SUS	Bto		DJEBEL125SE	93-00	DC422-5122	SUS	Bto	
	76-77	DC422-5024	SUS	Bto		DJEBEL200SE	94-06	DC422-5122	SUS	Bto	
RM125	78	DC422-5028	SUS	Bto		DJEBEL250SEP	93	DC422-5133	SUS	Bto	
	79-80	DC422-5029	Nt	SUS	Bto	DJEBEL	95-05	DC422-5135	AL		
RM125#	81-85	DC422-5035	SUS	Bto		DR250RX					
	86-87	DC422-5039	AL	Bto		DR125S	82-84	DC422-5120	SUS	Bto	
RM125#	88	DC422-5042	AL			DR125(US)	86-88	DC422-5121	SUS	Bto	
	89	DC422-5042	Nt	AL	Bto	DR200SE	96-09	DC422-5122	SUS	Bto	
RM125#	90-08	DC422-5044	AL			DR200(US)	86-88	DC422-5121	SUS	Bto	
	90-08	DC422-5042	AL			DR250S	82	DC422-5131	SUS	Bto	
TM250	72-73	DC422-5023	SUS	Bto		DR250SH	90-91	DC422-5133	SUS	Bto	
	74-75	DC422-5025	SUS	Bto		DR250SHE	91-92	DC422-5133	SUS	Bto	
RM250	76-78	DC422-5027	Nt	SUS	Bto	DR250SE	90-95	DC422-5133	SUS	Bto	
	79	DC422-5030	Nt	SUS	Bto	DR250R	95-00	DC422-5135	AL		
RM250	80	DC422-5033	Nt	SUS	Bto	DR250(US)	85	DC422-5131	SUS	Bto	
	81-83	DC422-5035	SUS	Bto		DR350S	90-93	DC422-5133	SUS	Bto	
RM250#	84-85	DC422-5037	SUS	Bto		DR350SE	90-95	DC422-5133	SUS	Bto	
	86	DC422-5040	AL			DR650S	90-91	DC422-5150	SUS	Bto	
RM250#	88-89	DC422-5042	AL			DR650SE	92-95	DC422-5150	SUS	Bto	
	90-08	DC422-5044	AL			DRZ250	01-07	DC422-5135	AL		
RM370	76-77	DC422-5027	Nt	SUS	Bto	DRZ400	00-04	DC422-5046	AL	Bto	
TM400	71-75	DC422-5025	SUS	Bto		DRZ400E	00-07	DC422-5046	AL	Bto	
RM400	78	DC422-5027	Nt	SUS	Bto	DRZ400S	00-03	DC422-5046	AL	Bto	
RMZ250	04-06	DC422-5052	AL	Bto		DRZ400S(US)	00-19	DC422-5046	AL	Bto	
RMZ250#	07-22	DC422-5065	AL			DRZ400SM	05-08	DC422-5144	AL		
RMZ450	05-22	DC422-5065	AL			250SB	02-06	DC422-5201	SUS	Bto	
RMX450Z	10-19	DC422-5065	AL			GRASSTRACKER	00-16	DC422-5311	SUS	Bto	
TC100	73-74	DC422-5081	SUS	Bto		TU250G					
	75-77	DC422-5083	SUS	Bto		GRASSTRACKER					
TC125	72-74	DC422-5081	SUS	Bto		BIGBOY	01-16	DC422-5312	SUS	Bto	
	75-77	DC422-5083	SUS	Bto		TU250GB					
TC185	74	DC422-5081	SUS	Bto		RL250	74-75	DC422-5220	SUS	Bto	
	75-77	DC422-5083	SUS	Bto		VANVAN	02-16	DC422-5300	SUS	Bto	
TS90	72-73	DC422-5081	SUS	Bto		RV200					
	74-75	DC422-5083	SUS	Bto		T20	65-69	DC422-6112	SUS	Bto	
TS100	75-79	DC422-5083	SUS	Bto		T250	66-72	DC422-6112	SUS	Bto	
	80-81	DC422-5083	SUS	Bto		T350	69-72	DC422-6112	SUS	Bto	
TS100(US)	70-72										



Z-WHEEL
ZIGRAM ROTOR

- Standard sized brake rotor developed for use under extreme conditions with off road riding.
- Thick design for improved strength.
- Made of high carbon stainless steel (SUS420) for better brake feel and corrosion resistance.
- Standard type is a light weight design with holes placed based on strength analysis.
- Mud type has a solid design to keep the mud away from the rotor and prevent frictional wear of brake pads in a muddy race.

STD ROTOR



MUD ROTOR





Bike	Year	FRONT		REAR	
		STD	STD	MUD	MUD
CR125R	95-01	W51-10025	-	-	-
	02-07	W51-10025	W51-20026	W51-22026	-
CR250R	92-94	W51-10024	-	-	-
	95-01	W51-10025	-	-	-
CR500R	02-07	W51-10025	W51-20026	W51-22026	-
	92-94	W51-10024	-	-	-
CRF250R	04-14	W51-10025	W51-20026	W51-22026	-
	15-22	W51-10026	W51-20026	W51-22026	-
CRF450R	02-14	W51-10025	W51-20026	W51-22026	-
	15-22	W51-10026	W51-20026	W51-22026	-
CRF250RX	19-22	W51-10026	W51-20026	W51-22026	-
CRF450RX	17-22	W51-10026	W51-20026	W51-22026	-
CRF450L	19-20	W51-10027	W51-20026	W51-22026	-
CRF450RL	21-22	W51-10027	W51-20026	W51-22026	-
CRF250X	04-17	W51-10025	W51-20026	W51-22026	-
CRF450X	05-17	W51-10025	W51-20026	W51-22026	-
CRF150F/230F	19-22	-	W51-20026	W51-22026	-
	03-17	W51-10024	-	-	-
CRF250F	19-22	W51-10024 #	W51-20033	-	-
CRM250R/AR	89-90	W51-10024	-	-	-
CRF250L	91-99	W51-10024	W51-20033	-	-
	12-21	-	W51-20033	-	-
CRF250L(S)	21	-	W51-20033	-	-
CRF250M	13-19	-	W51-20033	-	-
CRF250RALLY	17-21	-	W51-20033	-	-
CRF250RALLY(S)	21	-	W51-20033	-	-
CRF300L	21	-	W51-20033	-	-
CRF300RALLY	21	-	W51-20033	-	-
SL230	97-01	W51-10024	W51-20033	-	-
XLR125R/200R	93-97	W51-10024	-	-	-
XLR250R/BAJA	89-90	W51-10024	-	-	-
	91-94	W51-10024	W51-20033	-	-
XR230	05-12	W51-10024	W51-20033	-	-
XR250/BAJA/MOTARD	95-07	W51-10024	W51-20033	-	-
XR250R	91-04	W51-10024	W51-20033	-	-
XR400R	96-04	W51-10024	W51-20033	-	-
XR600R	91-06	W51-10024	W51-20033	-	-
XR650R	00-11	W51-10024	-	-	-
YZ125/250	01	W51-10326	-	-	-
	02-16	W51-10326	W51-20326	W51-22326	-
	17-18	W51-10327	W51-20326	W51-22326	-
	19-21	W51-10327	W51-20327	-	-
	22	W51-10327	-	-	-
YZ250F	01	W51-10326	-	-	-
	02-15	W51-10326	W51-20326	W51-22326	-
	16-18	W51-10327	W51-20326	W51-22326	-
	19-20	W51-10327	W51-20327	-	-
	21-22	W51-10327	-	-	-
YZ450F	02	-	W51-20326	W51-22326	-
	03-15	W51-10326	W51-20326	W51-22326	-
	16-17	W51-10327	W51-20326	W51-22326	-
	18-19	W51-10327	W51-20327	-	-
YZ125X	20-22	W51-10327	-	-	-
	17-18	W51-10327	W51-20326	W51-22326	-
	19-22	W51-10327	W51-20327	-	-
YZ250X	16	W51-10326	W51-20326	W51-22326	-
	17-18	W51-10327	W51-20326	W51-22326	-
	19-22	W51-10327	W51-20327	-	-
YZ250FX	15-16	W51-10326	W51-20326	W51-22326	-
	17-18	W51-10327	W51-20326	W51-22326	-
	19-21	W51-10327	W51-20327	-	-
	22	W51-10327	-	-	-
YZ450FX	16-18	W51-10327	W51-20326	W51-22326	-
	19-20	W51-10327	W51-20327	-	-
WR250F	21-22	W51-10327	-	-	-
	02-16	W51-10326	W51-20326	W51-22326	-
	17-18	W51-10327	W51-20326	W51-22326	-
	19-21	W51-10327	W51-20327	-	-
WR450F	22	-	W51-20327	-	-
	02-15	W51-10326	W51-20326	W51-22326	-
	16-18	W51-10327	W51-20326	W51-22326	-
	19-20	W51-10327	W51-20327	-	-
BRONCO	21-22	-	W51-20327	-	-
SEROW225	97-99	W51-10333	-	-	-
SEROW250	85-04	W51-10333	W51-20336	-	-
TRICKER	05-20	W51-10336	W51-20336	-	-
TW225	04-18	W51-10333	W51-20336	-	-
WR250R	02-07	W51-10333	-	-	-
WR250X	07-20	W51-10335	W51-20335	-	-
XT250	07-17	-	W51-20335	-	-
XT250X	08-22	W51-10336	W51-20336	-	-
XTZ125	06-17	W51-10336	W51-20336	-	-
	03-17	W51-10333	-	-	-

ZW is 3.5mm. The stock thickness is 3mm.

Bike	Year	FRONT		REAR		
		STD	STD	MUD	MUD	
KX125/250	03-05	-	W51-20125	W51-22125	-	
	06-08	W51-10126	W51-20125	W51-22125	-	
	04-05	-	W51-20125	W51-22125	-	
KX250F	06-14	W51-10126	W51-20125	W51-22125	-	
	15-18	-	W51-20125	W51-22125	-	
	19	-	W51-20125	W51-22125	-	
KX250	20	-	W51-20126	-	-	
	21-22	-	W51-20125	W51-22125	-	
	21-22	-	W51-20125	W51-22125	-	
KX250X	06-14	W51-10126	W51-20125	W51-22125	-	
KX450F	15-18	-	W51-20125	W51-22125	-	
KX450	19-21	-	W51-20126	-	-	
	22	-	W51-20125	W51-22125	-	
KX450X	21-22	-	W51-20125	W51-22125	-	
KLX450R	08-15	W51-10126	W51-20125	W51-22125	-	
KDX125SR	90-99	W51-10141	W51-20140	-	-	
KDX200R	95-06	-	W51-20140	-	-	
KDX200SR	90-93	W51-10141	W51-20140	-	-	
KDX220R	94-05	W51-10141	W51-20140	-	-	
KDX220SR	94-99	W51-10141	W51-20140	-	-	
KDX250R/SR	91	W51-10141	W51-20140	-	-	
	92-94	-	W51-20140	-	-	
KLX125,D-TRACKER125	10-16	-	W51-20151	-	-	
KLX150BF	16	-	W51-20151	-	-	
KLX150S	09-13	-	W51-20151	-	-	
KLX230(JPN)	20-21	W51-10152	-	-	-	
KLX230 ABS	20-21	W51-10152	-	-	-	
KLX250/SR/ES	93-97	W51-10141	-	-	-	
	98-07	W51-10141	W51-20140	-	-	
	08-20	W51-10141	W51-20141	-	-	
KLX300R	20	-	W51-20141	-	-	
D-TRACKER	98-07	W51-10141	W51-20140	-	-	
D-TRACKER X	08-16	-	W51-20141	-	-	
RM125	88	-	W51-20225	-	-	
	89-98	W51-10326	W51-20225	-	-	
	99-05	W51-10326	-	-	-	
	06-08	W51-10326	-	-	-	
	87-88	-	W51-20225	-	-	
RM250	89-98	W51-10326	W51-20225	-	-	
	99-05	W51-10326	-	-	-	
	06-08	W51-10326	-	-	-	
RM-Z250	04-06	-	W51-20125	W51-22125	-	
	07-18	W51-10226	W51-20227	W51-22227	-	
	19-22	W51-10227	W51-20227	W51-22227	-	
RM-Z450	05-17	W51-10226	W51-20227	W51-22227	-	
	18-22	W51-10227	W51-20227	W51-22227	-	
RMX450Z	10-17	W51-10226	W51-20227	W51-22227	-	
RMX250R	89-98	W51-10326	W51-20225	-	-	
RMX250S	92-98	W51-10326	W51-20225	-	-	
DJEBEL250/XC	96-00	W51-10326	-	-	-	
DR-Z400S/R	00-19	W51-10326	W51-20225	-	-	
DR250R	95-00	W51-10326	-	-	-	
250SB	02-06	W51-10141	W51-20140	-	-	
85SX	21-22	-	W51-20525	W51-22525	-	
	125-450SX/XC	98-22	W51-10525	W51-20525	W51-22525	-
	125-530EXC/XC-W	98-22	W51-10525	W51-20525	W51-22525	-
450SMR	04-14	-	W51-20525	W51-22525	-	
	22	-	W51-20525	W51-22525	-	
TC85	22	-	W51-20525	W51-22525	-	
	TC/FC/TX/FX125-450	14-22	W51-10525	W51-20525	W51-22525	-
	TE/FE125-501	14-22	W51-10525	W51-20525	W51-22525	-
FS450	15-22	-	W51-20525	W51-22525	-	
EC250	21-22	W51-10525	W51-20525	W51-22525	-	
	EC250F	21-22	W51-10525	W51-20525	W51-22525	-
	EC300	21-22	W51-10525	W51-20525	W51-22525	-
	EC350F	21-22	W51-10525	W51-20525	W51-22525	-
	EX250	22	W51-10525	W51-20525	W51-22525	-
	EX250F	21-22	W51-10525	W51-20525	W51-22525	-
	EX300	21-22	W51-10525	W51-20525	W51-22525	-
	EX350F	21-22	W51-10525	W51-20525	W51-22525	-
	EX450F	21-22	W51-10525	W51-20525	W51-22525	-
	MC125	21-22	W51-10525	W51-20525	W51-22525	-
	MC250	22	W51-10525	W51-20525	W51-22525	-
	MC250F	21-22	W51-10525	W51-20525	W51-22525	-
	MC350F	22	W51-10525	W51-20525	W51-22525	-
	MC450F	21-22	W51-10525	W51-20525	W51-22525	-
	MC85	21-22	-	W51-20525	W51-22525	-



Z-WHEEL
BRAKE HOSE

- PTFE inner brake hose covered by stainless mesh provides better stopping power and sensitive control.
- PVC red and blue color brake hose cover protects stainless mesh from rock and mud.
- Chrome plate coated brake banjo. Nut fitting design provides flexible brake hose installation.

Bike	Year	FRONT			REAR			CLUTCH
		C-Black	Blue	Red	C-Black	Blue	Red	C-Black
HONDA								
CR125/250	02-07	W61-12011	W61-12012	-	W61-25051	W61-25052	-	-
CRF250R	04-17	W61-12011	W61-12012	-	W61-25051	W61-25052	-	-
	18-19	W61-12011	W61-12012	-	W61-25071	-	W61-25073	-
	20-22	W61-12011	W61-12012	-	W61-25051	W61-25052	-	-
CRF450R	02-16	W61-12011	W61-12012	-	W61-25051	W61-25052	-	-
	17-18	W61-12011	W61-12012	-	W61-25071	-	W61-25073	-
CRF250RX	19-22	W61-12011	W61-12012	-	W61-25051	W61-25052	-	-
	19	W61-12011	W61-12012	-	W61-25071	-	W61-25073	-
CRF450RX	20-22	W61-12011	W61-12012	-	W61-25051	W61-25052	-	-
CRF450L	17-18	W61-12011	W61-12012	-	W61-25071	-	W61-25073	-
CRF450RL	19-22	W61-12011	W61-12012	-	W61-25051	W61-25052	-	-
CRF250X	19-20	W61-14011	-	-	W61-25071	-	W61-25073	-
	21-22	W61-14011	-	-	W61-25071	-	W61-25073	-
CRF450X	04-05	W61-14011	-	-	W61-25051	W61-25052	-	-
	06	-	-	-	W61-25051	W61-25052	-	-
CRM250R/AR	07-17	W61-14011	-	-	W61-25051	W61-25052	-	-
	05-07	-	-	-	W61-25051	W61-25052	-	-
CRF250L #	08-17	W61-14011	-	-	W61-25051	W61-25052	-	-
CRF250M	19-22	W61-14011	-	-	W61-25071	-	W61-25073	-
CRF250RALLY #	91-98	W61-14021	-	-	-	-	-	-
CRF300L RALLY #	12-20	W61-14011	-	-	W61-25051	W61-25052	-	-
CRF450RL	13-20	W61-14511	-	-	W61-25051	W61-25052	-	-
XR250	17-20	W61-14011	-	-	W61-25051	W61-25052	-	-
XR230/M	21	W61-14011	-	-	-	-	-	-
	95-96	-	-	-	W61-25061	-	W61-25063	-
	00-02	-	-	-	W61-25061	-	W61-25063	-
	03-07	W61-13011	W61-13012	-	W61-25061	-	W61-25063	-
	08-12	W61-10011	-	-	-	-	-	-
YAMAHA								
YZ125/250	05-07	-	-	-	W61-25011	W61-25012	-	-
YZ250F	08-21	W61-12011	W61-12012	-	W61-25011	W61-25012	-	-
	22	W61-12011	W61-12012	-	-	-	-	-
YZ450F	08-20	W61-12011	W61-12012	-	W61-25011	W61-25012	-	-
	21-22	W61-12011	W61-12012	-	-	-	-	-
YZ125X	08-19	W61-12011	W61-12012	-	W61-25011	W61-25012	-	-
YZ250X	20-22	W61-12011	W61-12012	-	-	-	-	-
YZ250FX	17-22	W61-12011	W61-12012	-	W61-25011	W61-25012	-	-
YZ450FX	16-22	W61-12011	W61-12012	-	W61-25011	W61-25012	-	-
	15-21	W61-12011	W61-12012	-	W61-25011	W61-25012	-	-
WR250F	22	W61-12011	W61-12012	-	-	-	-	-
WR450F	16-20	W61-12011	W61-12012	-	W61-25011	W61-25012	-	-
WR155R	21-22	W61-12011	W61-12012	-	-	-	-	-
WR250R	07-22	-	-	-	W61-25011	W61-25012	-	-
TRICKER	07-11	-	-	-	W61-25011	W61-25012	-	-
SEROW225/XT225	18-22	-	-	-	W61-25011	W61-25012	-	-
SEROW250/XT250	04-18	W61-10011	-	-	W61-25031	-	-	-
WR250X	92-04	W61-10011	-	-	-	-	-	-
XT250X	05-20	W61-10011	-	-	W61-25031	-	-	-
XTZ125	08-17	W61-14021	-	-	W61-25011	W61-25012	-	-
	06-17	W61-10011	-	-	W61-25031	-	-	-
	03-17	W61-10011	-	-	-	-	-	-
KAWASAKI								
KX125/250	04-08	W61-12021	W61-12022	W61-12023	-	-	-	-
KX250F	04-05	W61-12021	W61-12022	W61-12023	-	-	-	-
	06	-	-	-	W61-25021	W61-25022	W61-25023	-
KX250	07-18	W61-12021	W61-12022	W61-12023	W61-25021	W61-25022	W61-25023	-
KX250X	19-20	W61-12021	W61-12022	W61-12023	W61-25021	W61-25022	W61-25023	-
KX450F	21-22	W61-12021	W61-12022	W61-12023	W61-25021	W61-25022	W61-25023	W61-10011
	07-09	W61-12021	W61-12022	W61-12023	W61-25021	W61-25022	W61-25023	W61-10011
KX450	10-18	W61-12021	W61-12022	W61-12023	W61-25021	W61-25022	W61-25023	-
KX450X	19-22	W61-12021	W61-12022	W61-12023	W61-25021	W61-25022	W61-25023	W61-10011
KDX220SR	21-22	W61-12021	W61-12022	W61-12023	W61-25021	W61-25022	W61-25023	W61-10011
KDX125SR	94-99	W61-14021	-	-	W61-25051	W61-25052	-	-
KLX250	90-99	-	-	-	W61-25051	W61-25052	-	-
D-TRACKER	98-07	-	-	-	-	W61-25042	-	-
D-TRACKER X	08-20	-	W61-13022	-	-	W61-25042	-	-
KLX125	98-07	-	-	-	-	W61-25042	-	-
KLX150BF	08-16	-	-	-	-	W61-25042	-	-
	10-16	W61-13011	W61-13012	-	-	-	-	-
	16	W61-14011	-	-	-	W61-25042	-	-
SUZUKI								
RM125/250	04-08	W61-12021	W61-12022	W61-12023	-	-	-	-
RMZ250	04-06	W61-12021	W61-12022	W61-12023	-	-	-	-
	09-15	W61-12021	W61-12022	W61-12023	W61-25021	W61-25022	W61-25023	-
RMZ450	16-22	W61-12021	W61-12022	W61-12023	W61-25021	W61-25022	W61-25023	-
	08-15	W61-12021	W61-12022	W61-12023	W61-25021	W61-25022	W61-25023	-
RMX450Z	16-22	W61-12021	W61-12022	W61-12023	W61-25021	W61-25022	W61-25023	-
RMX250S	10-19	-	-	-	W61-25021	W61-25022	W61-25023	-
DR-Z400S	96-98	W61-14021	-	-	W61-26011	-	-	-
DR-Z400E	00-08	W61-14021	-	-	W61-26011	-	-	-
DR-Z400SM	00-07	-	-	-	W61-26011	-	-	-
	05-19	W61-14011	-	-	W61-25061	-	W61-25063	-

ABS not available.





DRC
EX PIPE GUARD 4 ST

- Universal exhaust pipe guard for 4 stroke bikes.
- Protect head pipe from stones and rocks.
- Guard body is made of A 5052 aluminum with titanium anodized finish.
- Easy to install with enclosed stainless pipe bands.
- Fits pipe diameter : 26 mm to 50 mm
- Flexible guard design, applicable on most recent 4 stroke dirt bikes.

Part #	Color
D31-01-110	Ti-Color



DRC
EX PIPE GUARD 2 ST

- Universal exhaust pipe guards for 2 stroke bikes.
- Protect pipe from stones and rocks.
- Guard body is made of A 5052 aluminum with titanium anodized finish.
- Easy to install with enclosed stainless pipe bands.
- Flexible guard design, applicable on most recent 2 stroke dirt bikes.

Part #	Color
D31-01-130	Ti-Color



DRC
HEAT PROTECTOR

- Oval design universal heat protector for 4 stroke exhaust head pipe.
- Made of stainless steel.
- Fits exhaust pipe diameters from 26 mm to 50 mm.
- Comes complete with all mounting hardware needed.

Part #
D31-02-201



Replaced mount kit
Part #
[ZC31-3901](#)



DRC
STAINLESS EXHAUST CLAMP

- Stainless heavy duty exhaust clamp for 4 stroke bikes.
- Made of stainless steel for less corrosion than steel clamps.
- Available in 3 different sizes to fit most exhaust pipes.

Part #	Length
D31-32-360	Diameter 36 - 39 mm
D31-32-400	Diameter 40 - 43 mm
D31-32-440	Diameter 44 - 47 mm



DRC
EXHAUST JOINT GASKET

- Replacement exhaust joint gasket.
- Available for most Japanese dirt bikes.
- The same quality as OEM exhaust joint gasket.

Bike	Year	Part number
HONDA		
CRF150R	07-22	D31-41-010
CRF250R	04-13	D31-41-010
CRF250R(F)	14-17	D31-41-010
CRF250X	04-17	D31-41-010
CRF450R	09-12	D31-41-020
CRF450R(F)	13-16	D31-41-020
CRF250L/M	12-16	D31-41-060
CRF250RALLY	17-20	D31-41-650
XR250R	17-20	D31-41-650
XR400R	95-00	D31-41-010
XR400R	96-04	D31-41-010
XLR250/BAJA	89-94	D31-41-040
XR250/MOTARD/BAJA	95-07	D31-41-050
XR400MOTARD	05-08	D31-41-050
YAMAHA		
YZ250F	06-13	D31-41-610
YZ450F	07-09	D31-41-620
YZ450F(F)	10-13	D31-41-630
YZ450F(F)	14-20	D31-41-610
YZ450F(R)	10-13	D31-41-640
YZ450FX(F)	16-22	D31-41-610
WR250F	01-14	D31-41-630
	04-06	D31-41-610
WR450F	07-11	D31-41-630
	12-15	D31-41-610
WR450F(F)	16-22	D31-41-610
WR250R/X	07-17	D31-41-010
SEROW225/S/W/WE/250	86-20	D31-41-660
TTR250/RAID	93-07	D31-41-040
XT250X	06-18	D31-41-660
TRICKER	04-18	D31-41-660
TW200/E/225E	91-08	D31-41-660

Bike	Year	Part number
KAWASAKI		
KX250F	09-18	D31-41-210
KX250	19-22	D31-41-210
KX250X	21-22	D31-41-210
KX450F	06-11	D31-41-220
	12-18	D31-41-210
KLX125-D-TRACKER125	10-16	D31-41-230
KLX150S	09-13	D31-41-230
KLX230/R	20-21	D31-41-250
KLX250/ES/SR/D-TRACKER	93-99	D31-41-240
KLX250/D-TRACKER	00-16	D31-41-250
SUZUKI		
RM-Z250	07-09	D31-41-410
	10-18	D31-41-420
	19	D31-41-430
RM-Z450	08-20	D31-41-430
DR-Z400S/SM	00-19	D31-41-010
DR250R	96-00	D31-41-440
250SB	02-06	D31-41-250
DR125SE/DF125	93-99	D31-41-440

EXHAUST



CONTROL



TOURING



ELECTRICAL



BODY PARTS



DRIVE



TOOL



TRANSPORT



GARAGE



ACCESSORIES





DRG
PRO EXHAUST SPRING

- Quality replacement spring for your exhaust.
- One end of the spring swivels for a perfect fit.
- Available in 4 different lengths.
- Galvanized to prevent corrosion.
- 4 springs per pack.

Part #	Length
D31-31-157	57 mm (2.28 ")
D31-31-175	75 mm (3 ")
D31-31-183	83 mm (3.32 ")
D31-31-190	90 mm (3.6 ")



DRG
STANDARD EXHAUST SPRING

- Replacement exhaust springs.
- Available in 4 lengths.
- Galvanized to prevent corrosion.
- 5 springs per pack.

Part #	Length
D31-31-057	57 mm (2.28 ")
D31-31-075	75 mm (3 ")
D31-31-083	83 mm (3.32 ")
D31-31-090	90 mm (3.6 ")

EXHAUST



CONTROL



TOURING



ELECTRICAL



BODY PARTS



DRIVE



TOOL



TRANSPORT



GARAGE



ACCESSORIES



DRG
SILENCER REPACK KIT

- Silencer re-pack kit for all silencers.
- For both 2 strokes and 4 strokes.
- Size : 55 x 33 cm t = 12 mm
- Heat proof to 770 °C

Part #
D31-21-120



DRG
HEAT SHIELD

- Protects plastic side panels, gas tank, radiator hoses, etc. from heat damage from exhaust or other hot parts.
- Flexible, cut to fit.
- Adhesive on one side and aluminum shielding on the other.

Part #	Size	Thickness
D31-03-112	250 mm x 245 mm (10 " x 9.8 ")	0.35 mm



DRG
SILENCER PLUG

- Double soft rubber ribs provides an excellent fit to keep water, bugs and dirt out of your exhaust system.
- Available in 2 different sizes, Black and Red handle colors.

S size (Exhaust opening size from 15 mm to 30 mm)		L size (Exhaust opening size from 30 mm to 50 mm)	
Part #	Color	Part #	Color
D31-14-302	Black	D31-14-402	Black
D31-14-304	Red	D31-14-404	Red

DRC STOCK REPLACEMENT LEVER

- Stock replacement brake and clutch levers.
- Available in standard and short length.
- MX, ED and dual sports models available.
- Sold Separately.



Bike	Year	Clutch		Brake	
		STD	SHORT	STD	SHORT
KAWASAKI					
KX65	00-21	D40-01-509	-	D40-11-607	-
	88-93	D40-01-706	D40-03-706	-	-
KX80	94-97	D40-01-706	D40-03-706	D40-11-002	-
	98-99	D40-01-509	-	-	-
	00	D40-01-509	-	D40-11-607	-
KX85	01-22	D40-01-509	-	D40-11-607	-
	95-97	D40-01-706	D40-03-706	D40-11-002	-
KX100	98-99	D40-01-509	-	-	-
	00-21	D40-01-509	-	D40-11-607	-
KX112	22	D40-01-509	-	D40-11-607	-
	88-89	D40-01-706	D40-03-706	-	-
KX125	90-93	D40-01-509	-	-	-
	94-96	D40-01-509	-	D40-11-002	-
	97-99	D40-01-509	-	-	-
	00-05	D40-01-509	-	D40-11-607	-
KX250	06-08	D40-01-708	D40-03-708	D40-11-607	-
	90-92	D40-01-509	-	-	-
	93-96	D40-01-509	-	D40-11-002	-
	97-99	D40-01-509	-	-	-
KX250F	00-04	D40-01-509	-	D40-11-607	-
	05-08	D40-01-708	D40-03-708	D40-11-607	-
	04	D40-01-509	-	D40-11-607	-
	05-12	D40-01-708	D40-03-708	D40-11-607	-
KX250	13-18	D40-01-708	D40-03-708	D40-11-608	-
	19-20	D40-01-708	D40-03-708	D40-11-608	-
KX450F	06-12	D40-01-708	D40-03-708	D40-11-607	-
	13-18	D40-01-708	D40-03-708	D40-11-608	-
KLX450R	08-18	D40-01-707	D40-03-707	D40-11-607	-
	19	D40-01-707	D40-03-707	D40-11-409	D40-13-409
KDX125SR	90-99	D40-01-706	D40-03-706	D40-11-410	D40-13-410
KDX200	86-88	D40-01-706	D40-03-706	-	-
KDX200R	89-90	D40-01-706	D40-03-706	-	-
KDX200SR	89-93	D40-01-706	D40-03-706	-	-
KDX220R	94-95	D40-01-706	D40-03-706	D40-11-002	-
KDX220SR	94-99	D40-01-706	D40-03-706	D40-11-003	D40-13-003
KDX250R	91-94	D40-01-706	D40-03-706	-	-
KDX250SR	91	D40-01-706	D40-03-706	-	-
KDX250SR	92-94	D40-01-706	D40-03-706	D40-11-409	D40-13-409
KLX125/ D-TRACKER125	10-16	D40-01-311	D40-03-311	D40-11-410	D40-13-410
KLX140/L	08-21	-	-	D40-11-409	D40-13-409
KLX140G	17-21	-	-	D40-11-409	D40-13-409
KLX150BF	16	D40-01-311	D40-03-311	D40-11-410	D40-13-410
KLX150S	09-13	D40-01-311	D40-03-311	D40-11-410	D40-13-410
KLX230	20-21	D40-01-311	D40-03-311	D40-11-410	D40-13-410
KLX230R	20-21	D40-01-311	D40-03-311	D40-11-410	D40-13-410
KLX250R	93-95	D40-01-706	D40-03-706	D40-11-002	-
KLX250SR	93-97	D40-01-706	D40-03-706	D40-11-409	D40-13-409
KLX250ES	94-97	D40-01-310	D40-03-310	D40-11-409	D40-13-409
KLX250/ D-TRACKER	98-07	D40-01-310	D40-03-310	D40-11-409	D40-13-409
KLX250	08-20	D40-01-311	D40-03-311	D40-11-410	D40-13-410
D-TRACKER X	08-16	D40-01-311	D40-03-311	D40-11-410	D40-13-410
KLX300R	96	D40-01-706	D40-03-706	D40-11-002	-
	20	-	-	D40-11-607	-
SUPER SHERPA	97-08	D40-01-310	D40-03-310	-	-
VERSYS-X250	17-19	D40-01-311	D40-03-311	D40-11-410	D40-13-410
VERSYS-X250 TOURER	20	D40-01-311	D40-03-311	D40-11-410	D40-13-410
VERSYS-X300	18-19	D40-01-311	D40-03-311	D40-11-410	D40-13-410

Bike	Year	Clutch		Brake	
		STD	SHORT	STD	SHORT
SUZUKI					
RM80/85	89-04	D40-01-706	D40-03-706	-	-
	05-19	D40-01-706	D40-03-706	D40-11-607	-
RM125/250	89-95	D40-01-706	D40-03-706	-	-
	96-03	D40-01-706	D40-03-706	D40-11-002	-
	04-08	D40-01-706	D40-03-706	D40-11-607	-
RM-Z250	04	D40-01-509	-	D40-11-607	-
	05-06	D40-01-708	D40-03-708	D40-11-607	-
	07-22	D40-01-509	-	D40-11-607	-
RM-Z450	05-22	D40-01-509	-	D40-11-607	-
RMX450Z	10-17	-	-	D40-11-607	-
250SB	02-06	D40-01-310	D40-03-310	D40-11-409	D40-13-409
DF200E	97	-	-	D40-11-409	D40-13-409
DJEBEL250XC	96-97	D40-01-706	D40-03-706	D40-11-408	D40-13-408
	98-06	D40-01-508	D40-03-508	D40-11-408	D40-13-408
DR125SE	93-99	-	-	D40-11-409	D40-13-409
DR200SE	93-00	-	-	D40-11-409	D40-13-409
DR200S	15-19	D40-01-508	D40-03-508	D40-11-408	D40-13-408
	95	D40-01-706	D40-03-706	D40-11-409	D40-13-409
DR250R	96	D40-01-706	D40-03-706	D40-11-408	D40-13-408
	97-00	D40-01-508	D40-03-508	D40-11-408	D40-13-408
DR250S/(DJEBEL)	90-94	D40-01-706	D40-03-706	D40-11-409	D40-13-409
DR-Z125/L	08-19	D40-01-508	D40-03-508	D40-11-408	D40-13-408
DR-Z400R	00-04	D40-01-706	D40-03-706	D40-11-002	-
DR-Z400S/SM	00-19	D40-01-508	D40-03-508	D40-11-408	D40-13-408
RMX250S	93-95	D40-01-706	D40-03-706	D40-11-409	D40-13-409
	96-98	D40-01-706	D40-03-706	D40-11-408	D40-13-408
RMX250R(JPN)	93-98	D40-01-706	D40-03-706	-	-
SX125/200	85-91	D40-01-706	D40-03-706	-	-
TS50	83-97	D40-01-706	D40-03-706	-	-
TS125R/200R	89-97	D40-01-706	D40-03-706	D40-11-409	D40-13-409



Bike	Year	Clutch		Brake	
		STD	SHORT	STD	SHORT
HONDA					
CR80R/CR85R	83-97	D40-01-102	D40-03-102	-	-
	98-07	D40-01-102	D40-03-102	D40-11-002	-
CR125R	86-91	D40-01-102	D40-03-102	-	-
	92-03	D40-01-102	D40-03-102	D40-11-002	-
CR250R	04-07	D40-01-101	-	D40-11-002	-
	83-91	D40-01-102	D40-03-102	-	-
CRF150R	92-03	D40-01-102	D40-03-102	D40-11-002	-
	04-07	D40-01-101	-	D40-11-002	-
CRF250R	07-22	D40-01-102	D40-03-102	D40-11-002	-
	04-06	D40-01-101	-	D40-11-002	-
CRF450R	07-22	D40-01-101	-	D40-11-005	-
	02-03	D40-01-102	D40-03-102	D40-11-002	-
	04-06	D40-01-101	-	D40-11-002	-
	07-20	D40-01-101	-	D40-11-005	-
CRF250RX	21-22	-	-	D40-11-005	-
	19-22	D40-01-101	-	D40-11-005	-
CRF450RX	17-20	D40-01-101	-	D40-11-005	-
	21-22	-	-	D40-11-005	-
CRF450L	19-20	D40-01-101	-	-	-
CRF450RL	21-22	D40-01-101	-	-	-
CRF250X	04-17	D40-01-101	-	D40-11-002	-
CRF450X	05-17	D40-01-101	-	D40-11-002	-
CRF125F	19-22	D40-01-101	-	-	-
CRF125F	14-18	-	-	D40-11-002	-
CRF150F/230F	03-09	D40-01-103	-	D40-11-002	-
CRF250F	19-22	D40-01-103	-	D40-11-002	-
CRF150L	18	-	-	D40-11-410	D40-13-410
CRF250L	12-21	-	D40-03-125	D40-11-410	D40-13-410
CRF250L(S)	21	-	D40-03-125	D40-11-410	D40-13-410
CRF250M	13-17	-	D40-03-125	D40-11-410	D40-13-410
CRF250RALLY	17-21	-	D40-03-125	D40-11-410	D40-13-410
CRF250RALLY(S)	21	-	D40-03-125	D40-11-410	D40-13-410
CRF300L	21	-	D40-03-125	D40-11-410	D40-13-410
CRF300RALLY	21	-	D40-03-125	D40-11-410	D40-13-410
CT125	20	-	-	D40-11-410	D40-13-410
TRAIL125	21	-	-	D40-11-410	D40-13-410
CRM50/80	93	-	-	D40-11-003	D40-13-003
	94-01	D40-01-102	D40-03-102	D40-11-003	D40-13-003
CRM250/R	89-93	-	-	D40-11-003	D40-13-003
CRM250R/AR	94-98	D40-01-102	D40-03-102	D40-11-003	D40-13-003
FTR223	00-08	D40-01-103	-	D40-11-003	D40-13-003
SL230	97-04	D40-01-103	-	D40-11-003	D40-13-003
XL250	91-01	D40-01-103	-	D40-11-003	D40-13-003
XLR125R	93-01	D40-01-103	-	D40-11-003	D40-13-003
XLR200R	93-94	D40-01-103	-	D40-11-003	D40-13-003
XLR250/BAJA	85-94	-	-	D40-11-003	D40-13-003
XL-DEGREE	91-98	D40-01-103	-	D40-11-003	D40-13-003
XR230/MOTARD	05-12	D40-01-103	-	D40-11-003	D40-13-003
XR250R CM (RACER)	96-99	D40-01-102	D40-03-102	D40-11-002	-
XR250R DK	89-92	-	-	D40-11-003	D40-13-003
	96-04	D40-01-102	D40-03-102	D40-11-003	D40-13-003
XR400R CM (RACER)	96-04	D40-01-102	D40-03-102	D40-11-002	-
XR400R DK	96-04	D40-01-102	D40-03-102	D40-11-003	D40-13-003
XR650R CM (RACER)	00-07	D40-01-102	D40-03-102	D40-11-002	-
XR650R DK	00-07	D40-01-102	D40-03-102	D40-11-003	D40-13-003
XR250/BAJA/MOTARD	95-07	D40-01-102	D40-03-102	D40-11-003	D40-13-003
XR400MOTARD	05-08	D40-01-102	D40-03-102	D40-11-003	D40-13-003

Bike	Year	Clutch		Brake	
		STD	SHORT	STD	SHORT
YAMAHA					
YZ65	18-22	D40-01-709	-	D40-11-607	-
	80-86	D40-01-706	D40-03-706	-	-
YZ80/85	87-96	D40-01-706	D40-03-706	D40-11-606	D40-13-606
	97-00	D40-01-706	D40-03-706	-	-
	01-14	D40-01-706	D40-03-706	D40-11-607	-
	15-22	D40-01-709	-	D40-11-607	-
	80-84	D40-01-706	D40-03-706	-	-
YZ125	85-88	D40-01-706	D40-03-706	D40-11-606	D40-13-606
	89-99	D40-01-706	D40-03-706	-	-
	00	D40-01-708	D40-03-708	-	-
	01-07	D40-01-708	D40-03-708	D40-11-607	-
	08-14	D40-01-708	D40-03-708	D40-11-608	-
	15-22	D40-01-709	-	D40-11-608	-
	80-84	D40-01-706	D40-03-706	-	-
YZ250	85-88	D40-01-706	D40-03-706	D40-11-606	D40-13-606
	89-99	D40-01-706	D40-03-706	-	-
	00	D40-01-708	D40-03-708	-	-
	01-07	D40-01-708	D40-03-708	D40-11-607	-
	08-14	D40-01-708	D40-03-708	D40-11-608	-
	15-22	D40-01-709	-	D40-11-608	-
	01-06	D40-01-708	D40-03-708	D40-11-607	-
YZ250F	07-08	D40-01-708	D40-03-708	D40-11-608	-
	09-22	D40-01-709	-	D40-11-608	-
	98-99	D40-01-706	D40-03-706	-	-
YZ400F	00	D40-01-708	D40-03-708	-	-
	01-07	D40-01-708	D40-03-708	D40-11-607	-
YZ426F/450F	08	D40-01-708	D40-03-708	D40-11-608	-
	09-22	D40-01-709	-	D40-11-608	-
	17-22	D40-01-709	-	D40-11-608	-
YZ125X	17-22	D40-01-709	-	D40-11-608	-
YZ250X	16-22	D40-01-709	-	D40-11-608	-
YZ250FX	15-19	D40-01-707	D40-03-707	D40-11-608	-
	20-22	D40-01-709	-	D40-11-608	-
YZ450FX	16-18	D40-01-707	D40-03-707	D40-11-608	-
	19-22	D40-01-709	-	D40-11-608	-
	01-02	D40-01-708	D40-03-708	D40-11-607	-
WR250F	03-04	-	-	D40-11-607	-
	05-16	D40-01-707	D40-03-707	D40-11-607	-
	17-22	D40-01-707	D40-03-707	D40-11-608	-
WR400F	00	D40-01-708	D40-03-708	-	-
WR450F	03-04	-	-	D40-11-607	-
	05-15	D40-01-707	D40-03-707	D40-11-607	-
	16-22	D40-01-707	D40-03-707	D40-11-608	-
WR250Z	90-99	D40-01-706	D40-03-706	-	-
BRONCO	97-04	D40-01-706	D40-03-706	D40-11-606	D40-13-606
DT50	88-96	D40-01-706	D40-03-706	-	-
DT200	87	D40-01-706	D40-03-706	D40-11-606	D40-13-606
DT125R/200R	88-99	D40-01-706	D40-03-706	D40-11-606	D40-13-606
DT200WR	91-94	D40-01-706	D40-03-706	-	-
DT230LANZA	97-00	D40-01-706	D40-03-706	D40-11-606	D40-13-606
SEROW225/W/WE	85-04	D40-01-706	D40-03-706	D40-11-606	D40-13-606
SEROW250	05-20	D40-01-706	D40-03-706	D40-11-606	D40-13-606
TRICKER	04-18	D40-01-706	D40-03-706	D40-11-606	D40-13-606
TTR125/LW/E	00-08	D40-01-706	D40-03-706	-	-
TTR125LE	03-22	D40-01-706	D40-03-706	-	-
TT250R/RAID	93-07	D40-01-706	D40-03-706	D40-11-606	D40-13-606
TW200/225	91-99	D40-01-706	D40-03-706	-	-
	00-22	D40-01-706	D40-03-706	D40-11-606	D40-13-606
TY250Z	93-96	D40-01-706	D40-03-706	-	-
TY250ZS	97	D40-01-706	D40-03-706	-	-
WR155R	20	-	-	D40-11-410	D40-13-410
WR250R	07-20	D40-01-706	D40-03-706	D40-11-606	D40-13-606
WR250X	07-17	D40-01-706	D40-03-706	D40-11-606	D40-13-606
XT125	03-12	D40-01-706	D40-03-706	D40-11-410	D40-13-410
XT250	08-22	D40-01-706	D40-03-706	D40-11-410	D40-13-410
XT250X	06-17	D40-01-706	D40-03-706	D40-11-606	D40-13-606

Bike	Year	Clutch		Brake
		STD	SHORT	STD
KTM				
65SX	04-13	D40-01-911	D40-03-911	-
	14-22	D40-01-913	-	D40-01-913
85SX	03-12	D40-01-911	D40-03-911	-
	13-22	D40-01-913	-	D40-01-913
105SX	04-11	D40-01-911	D40-03-911	-
	04	D40-01-911	D40-03-911	-
125SX	05-08	D40-01-911	D40-03-911	D40-11-811
	09-13	-	-	D40-11-811
	14-15	-	-	D40-11-812
	16-22	D40-01-912	-	D40-11-812
144SX	07-08	D40-01-911	D40-03-911	D40-11-811
	09-13	-	-	D40-11-811
150SX	14-15	-	-	D40-11-812
	16-22	D40-01-912	-	D40-11-812
200SX	04	D40-01-911	D40-03-911	-
	03-04	D40-01-911	D40-03-911	-
	05	D40-01-911	D40-03-911	D40-11-811
	06-13	D40-01-912	-	D40-11-811
	14-22	D40-01-912	-	D40-11-812
250SX	05-06	D40-01-911	D40-03-911	D40-11-811
	07-13	D40-01-912	-	D40-11-811
	14-22	D40-01-912	-	D40-11-812
250SX-F	11-13	D40-01-912	-	D40-11-811
	14-22	D40-01-912	-	D40-11-812
350SX-F	03-04	D40-01-911	D40-03-911	-
	05	D40-01-911	D40-03-911	D40-11-811
450SX	06	D40-01-911	D40-03-911	D40-11-811
	07-08	D40-01-911	D40-03-911	D40-11-811
450SX-F	09-12	-	-	D40-11-811
	13	D40-01-912	-	D40-11-811
	14-22	D40-01-912	-	D40-11-812
505SX-F	08	D40-01-911	D40-03-911	D40-11-811
525SX	06	D40-01-911	D40-03-911	D40-11-811
525SX_RACING	03-04	D40-01-911	D40-03-911	-
	05	D40-01-911	D40-03-911	D40-11-811
540SXS	06	D40-01-911	D40-03-911	-
	04	D40-01-911	D40-03-911	-
125EXC	05-08	D40-01-911	D40-03-911	D40-11-811
	09-13	-	-	D40-11-811
	14-16	-	-	D40-11-812
150EXC TPI	20-22	D40-01-912	-	D40-11-812
	04	D40-01-911	D40-03-911	-
200EXC	05-08	D40-01-911	D40-03-911	D40-11-811
	09-13	-	-	D40-11-811
	14-16	-	-	D40-11-812
250EXC_RACING	03-04	D40-01-911	D40-03-911	-
	05-06	D40-01-911	D40-03-911	D40-11-811
	03-04	D40-01-911	D40-03-911	-
250EXC/TPI	05	D40-01-911	D40-03-911	D40-11-811
	06-13	D40-01-912	-	D40-11-811
	14-22	D40-01-912	-	D40-11-812
300EXC/TPI	03-04	D40-01-911	D40-03-911	-
	05	D40-01-911	D40-03-911	D40-11-811
	06-13	D40-01-912	-	D40-11-811
	14-22	D40-01-912	-	D40-11-812
250EXC-F	06-13	D40-01-912	-	D40-11-811
	14-22	D40-01-912	-	D40-11-812
350EXC-F	12-13	D40-01-912	-	D40-11-811
	14-22	D40-01-912	-	D40-11-812
400EXC_RACING	04	D40-01-911	D40-03-911	-
400EXC	05-07	D40-01-911	D40-03-911	D40-11-811
	09-11	D40-01-912	-	D40-11-811
450EXC_RACING	03-04	D40-01-911	D40-03-911	-
	05-07	D40-01-911	D40-03-911	D40-11-811
450EXC-R	08	D40-01-912	-	D40-11-811
	07-13	D40-01-912	-	D40-11-811
450EXC	14-16	D40-01-912	-	D40-11-812
450EXC-F	17-22	D40-01-912	-	D40-11-812
500EXC	12-13	D40-01-912	-	D40-11-811
	14-16	D40-01-912	-	D40-11-812
500EXC-F	17-22	D40-01-912	-	D40-11-812
525EXC	07	D40-01-912	-	D40-11-811
525EXC_RACING	03-04	D40-01-911	D40-03-911	-
	05-07	D40-01-911	D40-03-911	D40-11-811
530EXC	09-11	D40-01-912	-	D40-11-811
530EXC-R	08	D40-01-912	-	D40-11-811
65XC	08-09	D40-01-911	D40-03-911	-
85XC	08-09	D40-01-911	D40-03-911	-
125XC	21-22	D40-01-912	-	D40-11-812
	10-13	-	-	D40-11-811
	14	-	-	D40-11-812
200XC	06-08	D40-01-911	D40-03-911	D40-11-811
	09	-	-	D40-11-811
250XC/TPI	06-13	D40-01-912	-	D40-11-811
	14-22	D40-01-912	-	D40-11-812
300XC/TPI	06-13	D40-01-912	-	D40-11-811
	14-22	D40-01-912	-	D40-11-812
450XC	07	D40-01-911	D40-03-911	D40-11-811
525XC	07	D40-01-911	D40-03-911	D40-11-811
250XC-F	07-13	D40-01-912	-	D40-11-811
	14-22	D40-01-912	-	D40-11-812
350XC-F	11-13	D40-01-912	-	D40-11-811
	14-22	D40-01-912	-	D40-11-812
450XC-F	08	D40-01-911	D40-03-911	D40-11-811
	09	-	-	D40-11-811
	13	D40-01-912	-	D40-11-811
	14-22	D40-01-912	-	D40-11-812
505XC-F	08	D40-01-911	D40-03-911	D40-11-811
	09	-	-	D40-11-811
125XC	21	D40-01-912	-	D40-11-812

Bike	Year	Clutch		Brake
		STD	SHORT	STD
KTM				
125XC-W	17-19	D40-01-912	-	D40-11-812
150XC-W/TPI	17-22	D40-01-912	-	D40-11-812
	06-08	D40-01-911	D40-03-911	D40-11-811
200XC-W	09-13	-	-	D40-11-811
	14-16	-	-	D40-11-812
250XC-W/TPI	06-13	D40-01-912	-	D40-11-811
	14-22	D40-01-912	-	D40-11-812
300MXC	03-04	D40-01-911	D40-03-911	-
	05	D40-01-911	D40-03-911	D40-11-811
300XC-W/TPI	06-13	D40-01-912	-	D40-11-811
	14-22	D40-01-912	-	D40-11-812
250XCF-W	06-13	D40-01-912	-	D40-11-811
	14-16	D40-01-912	-	D40-11-812
	12-13	D40-01-912	-	D40-11-811
350XCF-W	14-16	D40-01-912	-	D40-11-812
	20-22	D40-01-912	-	D40-11-812
400XC-W	07	D40-01-911	D40-03-911	D40-11-811
450XCR-W	09-10	D40-01-912	-	D40-11-811
	08	D40-01-912	-	D40-11-811
	07	D40-01-911	D40-03-911	D40-11-811
450XC-W	09-13	D40-01-912	-	D40-11-811
	14-16	D40-01-912	-	D40-11-812
	12-13	D40-01-912	-	D40-11-811
500XC-W	14-16	D40-01-912	-	D40-11-812
500XCF-W	20-22	D40-01-912	-	D40-11-812
525XC-W	07	D40-01-911	D40-03-911	D40-11-811
530XCR-W	08	D40-01-912	-	D40-11-811
530XC-W	09-10	D40-01-912	-	D40-11-811
450RALLY	11-14	D40-01-911	D40-03-911	-
FACTORYREPLICA	15-21	D40-01-912	-	-
450SMS	04	D40-01-911	D40-03-911	-
	04-08	D40-01-911	D40-03-911	-
450SMR	12-14	D40-01-912	-	-
	22	D40-01-912	-	-
525SMR	04-05	D40-01-911	D40-03-911	-
	04	D40-01-911	D40-03-911	-
525SX_SUPERMOTO	05	D40-01-911	D40-03-911	D40-11-811
	06-07	D40-01-911	D40-03-911	-
560SMR	04-06	D40-01-911	D40-03-911	-
625SMC	03-07	D40-01-911	D40-03-911	-
625SXC	03	D40-01-911	D40-03-911	-
640DUKE_II	03	D40-01-911	D40-03-911	-
640LC4_ADVENTURE	03	D40-01-911	D40-03-911	-
660RALLY	03-07	D40-01-911	D40-03-911	-
FACTORYREPLICA	03-06	D40-01-911	D40-03-911	-
660SMC	04	D40-01-911	D40-03-911	-
660SMS	14-20	D40-01-913	-	D40-01-913
FREERIDE 250F	14-17	D40-01-913	-	D40-01-913
FREERIDE 250R	12-17	D40-01-913	-	D40-01-913
FREERIDE E-SX/XC/SM	15-19	D40-01-913	-	D40-01-913
HUSQVARNA				
TC/WR125-300,	-13	D40-01-912	-	D40-11-811
TE250-511 brembo	17-22	D40-01-913	-	D40-01-913
TC65	14-22	D40-01-913	-	D40-01-913
TC85	14-17	-	-	D40-11-812
TC125/250	22	D40-01-912	-	D40-11-812
TC125	22	D40-01-912	-	D40-11-812
TC250	14-15	D40-01-912	-	D40-11-812
FC250/350/450	16-17	-	-	D40-11-812
TC/FC125-450	18-21	-	-	D40-11-812
brembo type only	22	D40-01-912	-	D40-11-812
FC250 EU	22	D40-01-912	-	D40-11-812
FC350 EU	22	D40-01-912	-	D40-11-812
FC450	14-16	-	-	D40-11-812
TE125	17	-	-	D40-11-812
TE150	14-16	D40-01-912	-	D40-11-812
TE250/300	17	-	-	D40-11-812
FE250/350/450/501/S	14-16	D40-01-912	-	D40-11-812
FE250/350/450/501	17	-	-	D40-11-812
TX125/300	17	-	-	D40-11-812
TX300i	22	D40-01-912	-	D40-11-812
FX250/350/450	17	-	-	D40-11-812
FX350	22	-	-	D40-11-812
FX450	22	D40-01-912	-	D40-11-812
FR450RALLY	16-17	D40-01-912	-	-
FS450	15	D40-01-912	-	-
GASGAS				
MC65	21-22	D40-01-913	-	D40-01-913
MC85	21-22	-	-	D40-01-913
MC125	21-22	D40-01-912	-	D40-11-812
MC250	22	D40-01-912	-	D40-11-812
MC250F	21-22	D40-01-912	-	D40-11-812
MC350F	22	D40-01-912	-	D40-11-812
MC450F	21-22	D40-01-912	-	D40-11-812
EX250	22	D40-01-912	-	D40-11-812
EX300	21-22	D40-01-912	-	D40-11-812
EX250F	21-22	D40-01-912	-	D40-11-812
EX350F	21-22	D40-01-912	-	D40-11-812
EX450F	21-22	D40-01-912	-	D40-11-812



EXHAUST



CONTROL



TOURING



ELECTRICAL



BODY PARTS



DRIVE



TOOL



TRANSPORT



GARAGE



ACCESSORIES



DRG
TEAM GRIP

- Standard MX grip.
- 3 groove wiring system allows secure fastening.
- Closed and open end design are available.
- Open end design for easy installation of hand guards.

CLOSED type

Part #	Color
D41-04-101	Black
D41-04-102	Gray
D41-04-103	Red
D41-04-104	Blue
D41-04-105	Green
D41-04-106	Orange



CLOSED Type



OPEN type

Part #	Color
D41-04-201	Black
D41-04-202	Gray
D41-04-203	Red
D41-04-204	Blue
D41-04-205	Green
D41-04-206	Orange



OPEN Type



DRG
GRIP WIRE

- Wire for motorcycle grips.
- Made of SUS304 stainless steel for strength and corrosion prevention.
- Length : 2.5 m

Part #
D58-11-120



EXHAUST

CONTROL

TOURING

ELECTRICAL

BODY PARTS

DRIVE

TOOL

TRANSPORT

GARAGE

ACCESSORIES



DRC
161 OFF ROAD MIRROR

- Pivot function provides sensitive mirror adjustment.
- Can be folded during hard riding.
- Large viewable mirror body.

Part #	Size
D58-16-110	Right Type
D58-16-120	Left Type
D58-16-140	YAMAHA (Right Type)



DRC
MIRROR HOLDER

- Universal Mirror holder, best for after market perch or on motorcycles without mirror holes.
- Holder body is Made of 7000 grade aluminum.
- Stainless steel screws will not rust.
- Available in black and silver colors.

Part #	Color
D41-06-101	Black
D41-06-106	Silver



DRC
MIRROR HOLE PLUG

- Aluminum screw cap to seal your mirror hole.
- Protect your mirror hole thread from water, dust and mud.
- Made of 7000 grade aluminum, bolt size = M10 - 1.25
- Available in 4 different anodized colors.

Part #	Color
D41-06-502	Blue
D41-06-503	Red
D41-06-508	Ti-Color
D41-06-509	Gold



DRC
PHONE BAR MOUNT

- Bar mount for clamp smart phone or navigation on your handlebar.
- Can be mounted on most handlebar clamp, does not contact handlebar brace.
- Made of A6061 aluminum and black, red and blue anodized finish. Light weight design.
- Aluminum spacer · M8 bolt is included and it corresponds to various clamp shapes.
- Aluminum Mounting pipe diameter 22.2 mm.
- Mounting pitch 55 - 110 mm

Part #	Color
D41-07-001	Black
D41-07-002	Red
D41-07-006	Blue

CAUTION

Please check clamp shape and installation pitch. There are restrictions on the mounting position of the type with the handlebar.



4 positions are available by changing the direction of this product.

2 adjustable height positions.

* If the handle bar has brace bar, 2 positions are available.





CRF250RALLY '17-20



KLX230/S '20-22



XT250 '08-22



CRF250RALLY



CRF250RALLY

KAPPA saddle bag installation example



KLX230



KLX230

DRC
SADDLE BAG SUPPORT

- Saddle bag support kit available for specific models.
- Prevents saddle bags get caught by rear wheels.
- Made of steel 16mm durable pipe with black powder coat finish.
- Can be used with DRC Touring Carrier, comes in left and right supports.
- Maximum loading capacity is 5kg / 11 LB per one side support.



ATTACHMENT KIT
D60-01-

	Bike	Year	Part #
HONDA	CRF250L	12-20	D60-01-031
	CRF250L Type LD	17-20	D60-01-031
	CRF250M	13-20	D60-01-031
	CRF250RALLY	17-20	D60-01-032
	CRF250RALLY Type LD	17-20	D60-01-032
YAMAHA	SEROW250#	05-20	D60-01-321
	XT250#	08-22	D60-01-321
	XT250X#	06-17	D60-01-321
KAWASAKI	KLX230	20-22	D60-01-121
	KLX230S	22	D60-01-121

For SEROW250, XT250 and XT250X, if our Touring Carrier (D60-10-321) is not installed, the ATTACHMENT KIT (D60-01-322) (sold separately) is required.



SEROW250

EXHAUST

CONTROL

TOURING

ELECTRICAL

BODY PARTS

DRIVE

TOOL

TRANSPORT

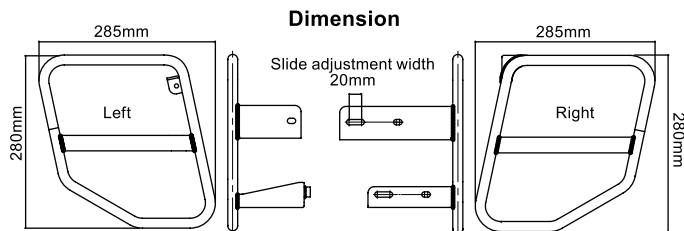
GARAGE

ACCESSORIES



DRC SADDLE BAG SUPPORT for CC50/110

- Saddle bag support for up muffler for CC50 / 110 '18 -.
- By setting two types of mounting positions, down muffler mode and up muffler mode, it can be widely used according to the mounting muffler.
- Material: Steel black powder coating finish.
- Pipe diameter: $\phi 16$



Part #	Bike
D60-01-001	CROSS CUB 50/110(AA06/JA45) '18-21 SUPER CUB50/110 (AA09/JA44) '18-20



Side bag installed image (up muffler mode)



Up muffler mode

Right side attached / left side position adjustable mounting.
Install position of bag support (from the outside of the genuine carrier)
Left side: + 16mm off set to the stock position / Right side: Adjustable in the range of +76 ~ + 96mm to the stock position.

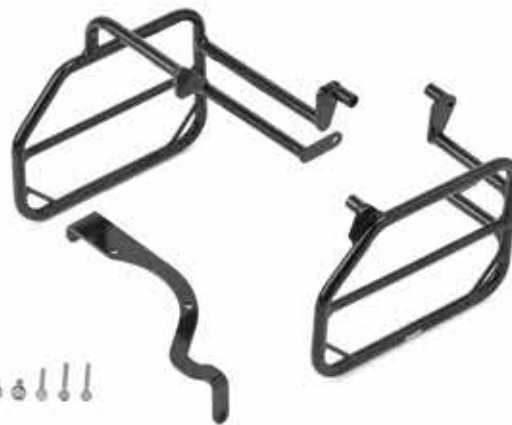


Down muffler mode

Installation to attach in a symmetrical position
Install position of bag support (from the outside of the genuine carrier)
Left : +16mm off set to the stock position / Right: +16mm off set to the stock position



Lightweight and sturdy 16mm diameter pipe holds the side bag securely!

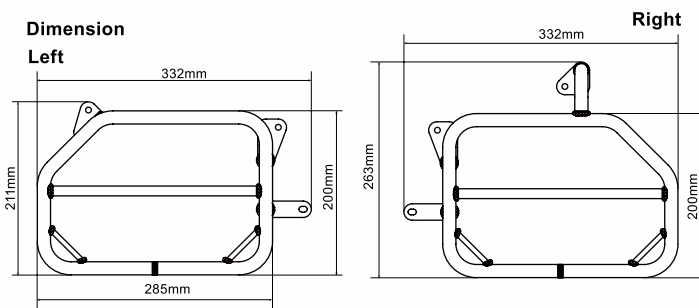


DRC SADDLE BAG SUPPORT for CT125

- Side bag support for CT125.
- Protects the side bags from being caught in the tire and from the heat of the muffler.
- The outer frame is made of a lightweight and highly rigid 16mm diameter hollow pipe.
- The intake duct side allows access to the tool box even when the side bags are installed.
- Can be used with Delta Muffler.

Part #	Bike
D60-01-021	CT125 '20 TRAIL125 '21

Dimension



Two belt loops on each side to prevent flapping.

EXHAUST



CONTROL



TOURING



ELECTRICAL



BODY PARTS



DRIVE



TOOL



TRANSPORT



GARAGE

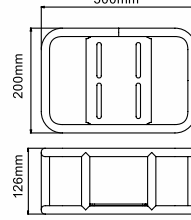


ACCESSORIES





ALUMINUM FRONT CARRIER
Dimension



ALUMINUM FRONT CARRIER CC50/110

- Box type aluminum front carrier.
- The design that uses a pipe shape that fits into stock carrier.
- The mounting position can be adjusted back and forth, it is convenient when mounting a hand guard or screen.
- Maximum loading weight: 2 kg
- Carrier : A5052 Aluminum. Black powder coating finish.
- Pipe diameter: φ16
- Stay : Steel. Black electrodeposition paint finish

Part #	Bike
D60-02-050	CROSS CUB 50/110(AA06/JA45) '18-21

EXHAUST



CONTROL

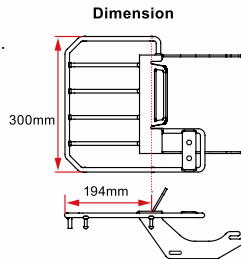


TOURING



FRONT CARRIER CT125/TRAIL125

- Steel front carrier for CT125.
- Designed with cargo hooks for easy loading.
- Can be used with ZETA Adventure Windshield.
- Two 10mm holes are located on the left side of the meter to allow the attachment of a smartphone holder mount.
- Maximum loading weight: 2 kg
- Material: Steel black Powder coating



Smartphone holder Mount can be attached

Part #	Bike
D60-02-001	CT125 '20 TRAIL125 '21

ELECTRICAL



BODY PARTS



DRIVE



TOOL



TRANSPORT



GARAGE



ACCESSORIES



CT125

The fishing rod is not included.



CC110



MONKEY125



V-STRUM250



The angle of the holder can be adjusted to avoid interfering with sidebags or interfering with driving.



SEROW250

FISHING ROD HOLDER UNIVERSAL

- Compatible with bikes that has the left side tandem step holder fixed with two M8 bolts.
- May not be able to be installed on some bikes, depending on the position of the mounting screw holes.

#1 Replace and install the tandem step (left side).

FISHING ROD HOLDER

- Allows easy carrying fishing rods.
- Rod grip diameters up to 30mm.
- Maximum load weight 1.5kg.
- Adjustable angle for up to two fishing rods.
- Not for tandem use.
- Can be used with side bags and DRC side back support for CC110/SEROW250, and with DRC carrier for MONKEY125.
- Loading height is 2 meters from the ground.
- Two passengers are not allowed.
- #1 Replace and install the tandem step (left side).

FISHING ROD HOLDER Application

Bike	Year	Part #
HONDA		
CROSS CUB50	18-20	D60-03-001
SUPER CUB50	18-20	D60-03-001
CROSS CUB110	13-21	D60-03-001
SUPER CUB110	18-20	D60-03-001
MONKEY125	18-20	D60-03-003
CT125	20	D60-03-002
TRAIL125	21	D60-03-002
YAMAHA		
SEROW250 #1	05-20	D60-03-004
TRICKER #1	04-18	D60-03-004
XT250X #1	06-14	D60-03-004

FISHING ROD HOLDER UNIVERSAL Application D60-03-101

Bike	Year	Bike	Year
HONDA			
APE100 #1	04-09	KLX125 #1	10-16
FTR223 #1	03-08	D-TRACKER125 #1	10-15
YAMAHA			
XTZ125 #1	04-15	SUPERSHERPA #1	97-07
TW225 #1	02-07	250TR #1	02-13
WR250R/X #1	07-17	SUZUKI	
		V-STROME250 #1	17-21




CRF250L/M/RALLY



CRF250RALLY



KLX230/S



DRC
TOURING CARRIER

- Rear rack comes with grab bars, designed for specific models.
- Flat surface with many fitting holes for cargo box and its box base installation.
- Comes with loading hooks for secure luggage holding.
- Can be used as grab bars for passenger.
- Can be used with GIVI and Kappa universal box bases.
- Maximum loading capacity is 5 kg / 11 LB.

#Can be used with DRC Saddle bag support.

Loading part dimension : Length 256 mm (10inch) Front side width 235 mm (9.25inch) Rear side width 155 mm (6.1inch)

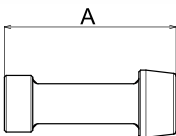
	Bike	Year	Part #
HONDA	MONKEY125	19-21	D60-10-011
	CRF250L	12-20	D60-10-031
	CRF250L Type LD	17-20	D60-10-031
	CRF250M	13-20	D60-10-031
	CRF250RALLY	17-20	D60-10-031
	CRF250RALLY Type LD	17-20	D60-10-031
YAMAHA	SEROW250	05-20	D60-10-321
	XT250	08-22	D60-10-321
	XT250X	06-17	D60-10-321
	WR250R	07-20	D60-10-331
	WR250X	07-17	D60-10-331
KAWASAKI	KLX125	10-16	D60-10-101
	D-TRACKER125	10-15	D60-10-101
	KLX230	20-22	D60-10-121
	KLX230S	22	D60-10-121
	KLX250	08-20	D60-10-131
D-TRACKER X	08-16	D60-10-131	



KAPPA top case installation example

DRC
CARGO ANCHOR KNOB

- Provides additional hooking point for your cargo net.
- Easy to mount, just replace with your seat or sub frame bolts.
- Hook body is made of light weight aluminum with anodized finish, bolt is made of stainless steel for less corrosion.
- 2 length of hooks and bolts sizes are available.
- Comes in pairs.



Part #	Bolt	Size (A)
D59-51-062	M6	32 mm
D59-51-065	M6	47 mm
D59-51-081	M8	33.5 mm
D59-51-085	M8	48.5 mm



EXHAUST



CONTROL



TOURING



ELECTRICAL



BODY PARTS



DRIVE



TOOL



TRANSPORT



GARAGE



ACCESSORIES



This series achieves ideal performance for off road models in all situations, making the most of LED characteristics in compact, energy-conserving and durable forms.

CRF250L/M/RALLY '17-20

CRF250L/M '12-16



DRC EDGE 2 TAIL LIGHT HOLDER 2017-



DRC MOTOLED
EDGE-2 TAIL LIGHT HOLDER CRF250L / M / RALLY

- Edge tail light holder kit designed for HONDA CRF250L/M/RALLY.
- Comes with edge tail light, license plate and flasher brackets.
- The compact design for center of gravity for sport riding.
- Tail light bracket is made of steel for extreme durability.
- Special oval bolt hole allows to adjust up and down tail light position.
- Two different flasher holes for both OEM and 8 mm flashers.

Bike	Part #	Lends Color
CRF250L/M -2016	D45-18-507	Smoke
	D45-18-707	Red
CRF250L/M/RALLY 2017-2020	D45-18-508	Smoke
	D45-18-708	Red

CRF450L/RL '19-22



DRC MOTOLED
EDGE-2 TAIL LIGHT HOLDER CRF450L/RL

- Edge tail light holder kit designed for HONDA CRF450L/RL.
- Tail light brakcet is made of durable and light weight aluminum. Bolt on design.
- The compact design for center of gravity for sport riding.
- It is compatible with only the stock blinker.
- 520g lighter than the stock.

Part #	Lends Color
D45-18-509	Smoke
D45-18-709	Red

EXHAUST

CONTROL

TOURING

ELECTRICAL

BODY PARTS

DRIVE

TOOL

TRANSPORT

GARAGE

ACCESSORIES



WR250R / X REPLACEMENT PARTS



Tail light bracket
Part #
D45-18-130



License plate stay
(With 8 mm hole flashers stay)
Part #
D45-18-131



WR250R/X

Red

Smoke

DRC MOTOLED
EDGE-2 TAIL LIGHT HOLDER WR250R/X

- Edge tail light holder kit designed for YAMAHA WR250R / X.
- Comes with aluminum light weight tail light, license plate and flasher brackets.
- Shorter than OEM license brackets, provides cool looks and good center of mass.
- Special screw holes to enable proper setting of the tail lights.
- Flasher stay hole size : 8 mm

Part #	Lends Color
D45-18-531	Smoke
D45-18-731	Red



Coupler-on design



KLX230

Red

Smoke

DRC MOTOLED
EDGE-2 TAIL LIGHT HOLDER KLX230

- A set of Edge Tail Lights and tail light stays designed for the KLX230.
- Its slim and stylish design fits under the rear fender, also provides centralization of mass.
- Also, the long fenders are eliminated, improving the maintainability of the rear wheel.
- Coupler-on design is easy to install and does not require wiring because it is a specific-model design.
- Compatible with stock turn signals. Also, by using the separately sold "DRC MOTOLED Flasher Holder Plate" allows an after market product flasher (8 mm hole) to install .
- Black coating treatment is applied to steel materials with high durability and rigidity.

Part #	Lends Color
D45-18-516	Smoke
D45-18-716	Red

NORMAL

EDGE-2 TAIL LIGHT HOLDER



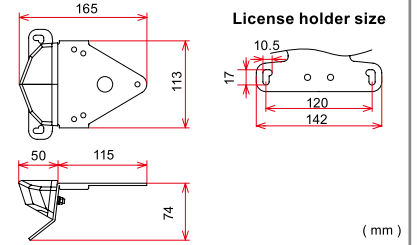
DRC MOTOLED

EDGE-2 TAIL LIGHT HOLDER Aluminum

- Edge tail light with aluminum tail light holder designed for specific models.
- 16 high-intensity red LEDs are used for the tail / stop light, and 3 white LEDs for illuminating the license plate.
- Detachable lens.
- Comes with Flasher stays for DRC LED flashers.
- Plug type terminal included.
- Works on 12 V AC/DC.
- Reflector available. (Parts No [D45-07-899](#))



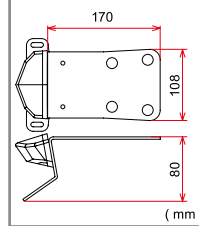
XR250'03-,XR400Motard,DRZ400SM



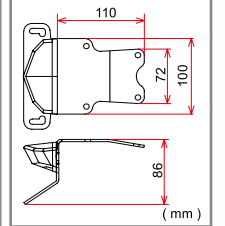
Bike	Part #	Lends Color
XR250'03- , XR400Motard	D45-18-504	Smoke
	D45-18-704	Red
DRZ400SM	D45-18-506	Smoke
	D45-18-706	Red
KLX250 / D-tracker-X '08-	D45-18-514	Smoke
	D45-18-714	Red
KLX125 / 150,D-tracker125	D45-18-515	Smoke
	D45-18-715	Red



KLX250/D-tracker'08-



KLX125/150,D-tracker125



EXHAUST

CONTROL

TOURING

DRC MOTOLED

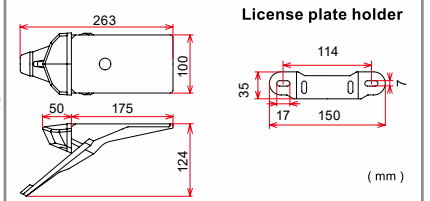
EDGE-2 TAIL LIGHT HOLDER Plastic

- Universal plastic tail light holder with Edge tail light.
- Tail light holder is made of high quality, pliable plastic.
- Plastic material allows for quick and easy installation.
- Flashers can be placed on the flat side of this holder.
- License plate bracket (Japan specification) and plug type terminal included.
- Works on 12 V AC / DC.



Type	Part #	Lends Color
Universal	D45-14-002	Smoke
	D45-14-001	Red

EDGE-2 TAIL LIGHT HOLDER Plastic



ELECTRICAL

BODY PARTS

DRC MOTOLED

EDGE-2 TAIL LIGHT

- 16 high-intensity red LEDs are used for the tail / stop light, and 3 white LEDs for illuminating the license plate.
- Reduces electric power consumption. Offers a longer operating life.
- Detachable lens.
- Lens colors available: red and smoke.
- Plug type terminals are included for installation.
- Works on 12 V AC/DC.

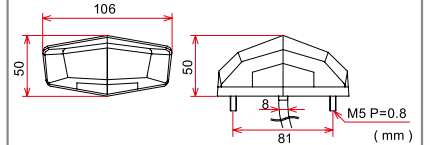


Part #	Lends Color
D45-29-348	Red
D45-29-347	Smoke

REPLACEMENT LENS

Part #	Lends Color
D45-29-488	Smoke
D45-29-487	Red

EDGE-2 TAIL LIGHT



TOOL

TRANSPORT

GARAGE

ACCESSORIES

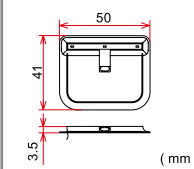
DRC MOTOLED

LICENSE PLATE LIGHT

- Chip LED lights for licence plate.
- Very compact design, best for installing under the rear fender.
- Long operating life. Reduced electrical consumption.
- High impact, water and shock resistant.
- Works on 12 V AC / DC.
- Dimensions : L 50 mm x W 41 mm x H 3.5 mm.



LICENSE PLATE LIGHT





DRC MOTOLED
FENDER ELIMINATOR KIT

- Fender eliminator kit makes rear fender compact and cool looking.
- Designed to mount OE flasher and license plate light.
- Made of durable steel with black paint finish.

*It is easy to install and remove the wheel.

Bike	Part #
VERSYS-X 250/300 '17-	D45-10-120
CRF1100L AFRICA TWIN '20- CRF1100L AFRICA TWIN ADV SPORTS '20-	D45-10-010
MT-09/FZ-09 14-16	D45-10-350



EXHAUST



CONTROL



TOURING



ELECTRICAL



BODY PARTS



DRIVE



TOOL



TRANSPORT



GARAGE



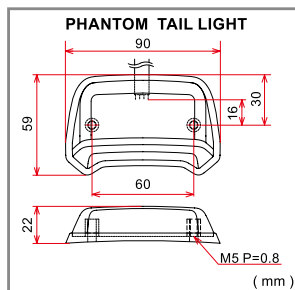
ACCESSORIES



DRC MOTOLED
CRF-X TAIL LIGHT

- Fits CRF 250X / 450X.
- Tail light and stop light in this compact-sized product.
- Smaller and lighter than stock LED light.
- 8 high-intensity LEDs are used.
- Long operating life. Reduced electrical consumption.
- High impact, waterproofed, shock resistant.
- Lens colors available: red.
- Plug type terminals are included for installation.
- Works on 12 V AC / DC.

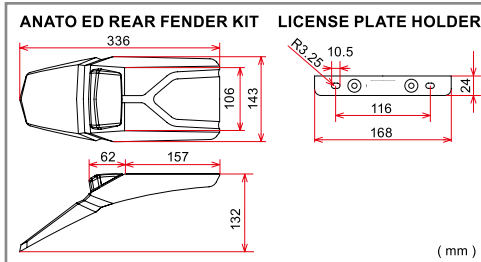
Part #	Lens Color
D45-29-330	Red



DRC MOTOLED
PHANTOM TAIL LIGHT

- High intensity LED light for the rear fender.
- Tail light base is made of flex rubber. Enables a great fit on all shapes of rear fenders with M 5 bolts.
- 8 high-intensity LEDs are used.
- Tail light and stop light in this compact- sized product.
- Plug type terminals are included for installation.
- Works on 12 V AC / DC.

Part #		REPLACEMENT LENS	
Part #	Lens Color	Part #	Lens Color
D45-29-307	Red	D45-29-387	Red



DRC MOTOLED
ANATO ED REAR FENDER

- Universal Enduro rear fender conversion kit with LED tail light.
- Fits on most MX type stock fenders.
- License plate bracket and plug type terminal included.
- Works on 12 V AC / DC.

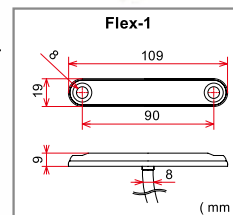
Part #
D45-40-101



DRC MOTOLED
FLEX TAIL LIGHT

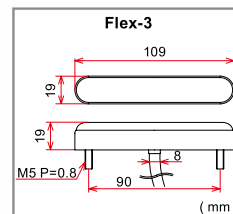
- Flex-1**
- Flex fit shell and body with 16 high quality chip LEDs.
 - Even fits curved surfaces.
 - Tail light and stop light in this compact-sized product.
 - High impact, water and shock resistant.
 - Includes aluminum bolts/nuts.
 - Plug type terminals are included for installation.
 - Works on 12 V AC / DC.
 - Dimensions : L 109 mm x W 19 mm x H 9 mm.

Part #
D45-29-310



- Flex-3**
- Universal LED tail light.
 - 12 pcs oval LEDs.
 - Tail light and stop light in this compact-sized product.
 - Reduced electric power consumption
 - Works on 12 V AC / DC.
 - Dimensions : L 109 mm x W 19 mm x H 19 mm

Part #
D45-29-316

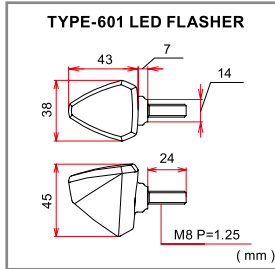


DRC MOTOLED
601 LED FLASHER

- Triangular style flasher.
- Terminals and nuts are included for installation.
- Comes in pairs. Works on 12 V AC / DC.

REPLACEMENT LENS

Part #	Lends Color	Part #	Lends Color
D45-60-107	Orange	D45-60-187	Orange
D45-60-108	Smoke	D45-60-188	Smoke



EXHAUST



CONTROL



TOURING



ELECTRICAL



BODY PARTS



DRIVE



TOOL



TRANSPORT



GARAGE



ACCESSORIES

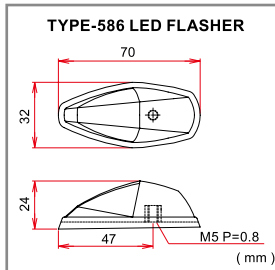


DRC MOTOLED
586 LED FLASHER

- Installs on the fender with screws for secure installation.
- Rubber mount base fits even curved surfaces.
- Terminals and bolts are included for installation.
- Comes in pairs. Works on 12 V AC / DC.

REPLACEMENT LENS

Part #	Lends Color	Part #	Lends Color
D45-58-617	Orange	D45-58-687	Orange
D45-58-618	Smoke	D45-58-688	Smoke


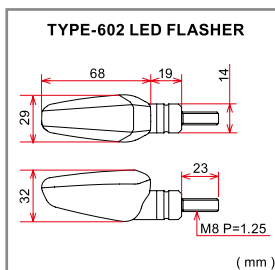


DRC MOTOLED
602 LED FLASHER

- Flexible flasher stays to prevent breakage upon impact.
- Lens colors available: orange, smoke and clear.
- Terminals and nuts are included for installation.
- Comes in pairs. Works on 12 V AC / DC.

REPLACEMENT LENS

Part #	Lends Color	Part #	Lends Color
D45-60-207	Orange	D45-60-287	Orange
D45-60-208	Smoke	D45-60-288	Smoke
D45-60-209	Clear	D45-60-289	Clear



MOTO LED flashers may not work properly without optional parts.

Important note for using LED flasher

LED flashers have very low consumption and the stock flasher relay may not work properly. The most frequent problem, is that the LED may flash at a quick rate using stock flasher relays. Please refer to the chart below to choose our IC relay or Resistor wire for your installation.

	Electric consumption	Difficulty of installation	Parts cost	AC or DC
IC Relay	Low	Skills required	Cheap	DC
Resistor wire kit	Same as stock	Easy	Reasonable	DC/AC

* DRC IC Relay can not be used with motorcycles (XR50/100M, XLR250, WR250F/WR450F, XR650 etc) due to the AC power design. Please use Resistor wire kit for AC power motorcycle.

DRC MOTOLED INDICATOR WIRING

This kit is required when flasher operates like hazard indicators after the IC relay installation.

Place these harnesses in-between the wires from the pilot lamp and the wires from the chassis.

* Some models (*3) require this kit for proper operation.

*3 ----- XR230, KSR110, KLX250, D-TRACKER-'07 etc.

Part #

[D45-91-051](#)



DRC MOTOLED RESISTOR WIRE

When standard bulb flasher is replaced by LED flasher, electric consumption becomes low and stock flasher relay does not work correctly. This Resistor wire helps stabilize the electric power to the LED flasher from stock flasher relay.

: Electric power consumption level is the same as with stock flasher.

: Easy installation.

: One resistor per flasher.

* Some models (*2) require 2 resistors.

: This harness will produce heat when used. Please install in areas where heat is not a problem.

*2 ----- XR230, DR250R, DRZ400S/SM etc.

Part #

[D45-90-710](#)



DRC MOTOLED IC RELAY for DC

Stock flasher relay is designed to work with standard bulb flashers.

When the stock flasher is changed to LED flashers, the stock flasher relay does not work properly due to the difference in power consumption between the stock flasher bulb and the LED flasher. This IC Relay enables LED flashers to work in any configuration.

* Some models require the use of the stock IC relay along with this IC relay. (*1)

: Reduced electrical power usage.

: Some technical skills required for installation.

: One IC relay required for each bike.

: Flasher pilot light can not be used with position light when installed on XR250.

: If the flasher operates like hazard indicators after installation, Indicator lamp wiring kit is required.

: Works on 12V DC.

Can not be used with WR250F/450F

*1----- RMX250S, DRZ400S/SM etc.

Part #

[D45-69-830](#)



Installation of the LED flashers requires special knowledge and technique. Please contact your local dealer if you have any question upon installation.



Type-9901

Part #

[D45-59-901](#)

Front fork tightening bolts : 1 pc, front side

Type-9902

Part #

[D45-59-902](#)

Front fork tightening bolts : 2 pcs front side
Bike:XR,CRM, RMX, KLX, D-Tracker, 250SB etc

Type-9912

Part #

[D45-59-912](#)

Front fork tightening bolts : 2 pcs side
Bike : DRZ400, Tricker

DRC MOTOLED FRONT FLASHER HOLDERS

- Flasher mounting hardware bolts to your top clamp.
- Screw hole is 8 mm in diameter.
- Available in 3 different types.



[D45-59-950](#)

[D45-59-952](#)

[D45-59-953](#)

DRC MOTOLED FLASHER HOLDERS

- Flasher mount adapter for Honda, Yamaha and Kawasaki OEM flasher mounting bracket.
- Use OE brackets with the plates to mount DRC LED flashers.
- Flasher attachment hole diameter : 8 mm
- Available in black, titanium and blue anodized colors.

Shape	Part #	Color	Approximate bend
	D45-59-923	Black	HONDA: CRF250L/M/RALLY 17-20, CTX700/D/N 17-20, GROM125 14-20, NC700X 14-17, NC750X 18-19, CBR1000RR 06-16, CBR600RR 05-18, CRF1000L 16-17, CRF1000L 16-19, CRF1100L AFRICA TWIN/DCT 20-21, CRF1100L AFRICA TWIN ADV SPORTS ES/ DCT20-21, RC213V-S 16, CBR500F/X/R 13-18
	D45-59-953	Black	YAMAHA: YZF-R25/3 15-18, YZF-R6 06-16, YZF-R1 02-14, MT-07 14-17, MT-09 14-18, MT-01 05-09, FZ6/FAZER 04-17, FZ8/FAZER 11-16, FZ1/FAZER 08-14, XJ6N/FIS 09-16, TDM900 02-10, V-MAX 09-17, WR250R/X 07-17, XSR700 18, XSR900 16-18, KLX230 20-21, NINJA1000 11-19, NINJA650R/06-17, NINJA400 18, NINJA250/300 13-18, H2 15-17, ZX-10R/RR 05-17, ZX-6R 05-17, VERSYS1000 15-18, VERSYS650 07-18, VERSYS-X250/300 17-18, Z1000 07-18, Z125 PRO 17-18, Z250SL 14, Z650 17, Z750 05-06, Z800 16, Z900 17, Z900RS 18-19, ER-6N 09-10, KLR650 08-17, VULCAN S 15-17
	D45-59-952	Blue	
	D45-59-950	Ti-color	
	D45-59-953	Black	KAWASAKI KSR110 13, KLX125/D-TRACKER125 10-16, KLX150 09-13, KLX250 08-20, D-TRACKER X 08-16, NINJA250R/08-12

EXHAUST



CONTROL



TOURING



ELECTRICAL



BODY PARTS



DRIVE



TOOL



TRANSPORT



GARAGE



ACCESSORIES





DRC MOTOLED EZ ELECTRIC WIRE KIT

- Easy to install electrical parts (excluding headlight, tail light and flashers) for competition bikes.
- Easy installation. No experience necessary.
- Power source for this kit is completely self-contained (uses 8 AA batteries).
- No need to " chop " into your wiring harness.
- Moto LED's tail lights and flashers are recommended.

Part #

D45-70-052

DRC MOTOLED EZ ELECTRIC WIRE KIT with ANATO / 601 Flasher

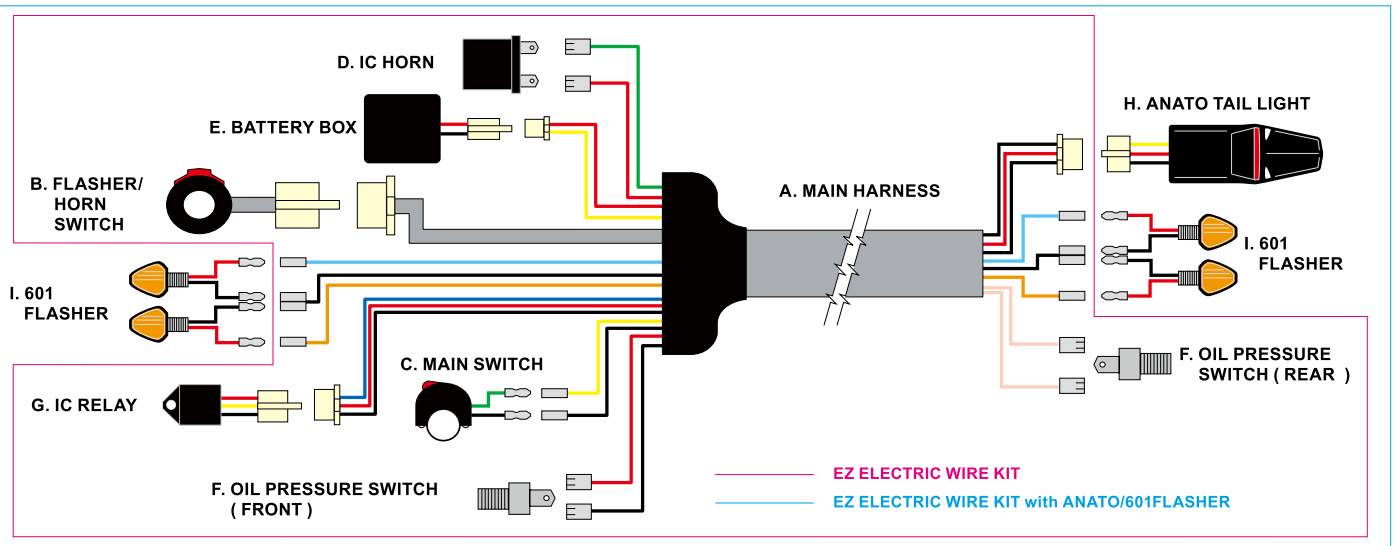
- Complete electrical parts (excluding headlight) for competition bikes.
- Comes with ANATO ED Rear Fender and 2 pairs of 601 Flashers.
- Easy installation. No experience necessary.
- Power source for this kit is completely self-contained (Uses 8 AA batteries).
- No need to " chop " into your wiring harness.

Part #

D45-70-053

Replacement Parts

Part #	Parts	Part #	Parts	Part #	Parts
A. D45-70-161	Main Harness	D. D45-70-167	IC Horn	G. D45-69-830	IC Relay for DC
B. D45-70-163	Flasher/Horn Switch	E. D45-70-169	Battery Box	H. D45-40-101	Motoled Anato ED Rear Fender Kit
C. D45-70-165	Main Switch	F. D45-70-183	Oil Pressure Switch 1 pk (M10-1.25)	I. D45-60-107	Motoled 601 LED Flasher



DRC MOTOLED OIL PRESSURE SWITCH

- Brake oil pressure switch for stop light.
- Made of light weight aluminum with compact design.
- Available in " bolt " or " banjo " type, depending on your machine.
- Terminals are included for installation.



BANJO TYPE

Part #	Size
D45-71-491	M10-1.25
D45-71-492	M10-1.00




BOLT TYPE

Part #	Size
D45-71-481	M10-1.25
D45-71-482	M10-1.00

EZ BATTERY CHARGING KIT

No need to remove the battery for charging!



Terminal Unit



Battery charging harness

DRC MOTOLED EZ BATTERY CHARGING KIT

- Convenient when you store your bike for a long time.
- Terminal unit can be used for various kinds of battery chargers.
- No need to remove the battery when you connect the harness to the terminal unit.
- Easy operation. Just turn the battery charger on.
- Additional battery charging harness available. Part number: [D45-01-002](#)

Part #	Set	Battery charging harness only
D45-01-001	Battery charging harness Terminal Unit	Part # D45-01-002



①

Install the battery charging harness to your bike.



②

Connect the battery charging connector and the terminal unit connector.



③

Connect battery charging clips to the terminal unit and start easy battery charging.



DRC Release Tie Wrap

- Releasable tie wrap, can be re-used.
- Length : 150 mm
- 6 pcs per pack.

Part #
[D58-10-101](#)



DRC Kill Switch

- Universal engine kill switch.
- Terminals are included for installation.

Part #
[D45-00-100](#)





DRC
RIM TAPE

- Protect your tube from nipple heads, valve and rim burrs.
- Excellent water resistant design, prevents dirt, mud, sand and water from entering inside of tire from nipple holes.
- Less sticky glue remains on the rim when replaced, easy to replace.
- Tape roll type, can be used for many wheel sizes.
- Available 2 sizes.

Part #	Rim size	Size
D43-10-024	1.40 to 1.60	Width 24mm / Thickness 0.68mm / total length 5m)
D43-10-030	1.85 to 2.15	Width 30mm / Thickness 0.68mm / total length 5m)



EXHAUST



CONTROL



TOURING



ELECTRICAL



BODY PARTS



DRIVE



TOOL



TRANSPORT



GARAGE



ACCESSORIES



DRC
AIR VALVE CAPS PLASTIC 4 PCS

- Plastic air valve cap.
- Available in 4 factory colors.
- Comes in 2 pairs and 2 colors.

Part #	Color
D58-03-211	Blue & Green
D58-03-212	Red & Yellow



DRC
AIR VALVE CAPS

- Aluminum air valve cap.
- Add some "bling" to your bike.
- Available in 7 beautiful anodized colors.
- Comes in pairs.

Part #	Color	Part #	Color	Part #	Color
D58-03-102	Blue	D58-03-105	Ti-Color	D58-03-109	H-Blue
D58-03-103	Gold	D58-03-106	Red		
D58-03-104	Black	D58-03-107	Orange		



DRC
AIR VALVE CAP WITH VALVE WRENCH

- The aluminum part can be used as a valve core remover / wrench.
- Made of A6061 aluminum.
- Available in 6 beautiful anodized colors.
- Comes in pairs.

Part #	Color	Part #	Color
D58-05-102	Blue	D58-05-105	Ti-Color
D58-05-103	Gold	D58-05-106	Red
D58-05-104	Black		



DRC
RIM LOCK NUTS

- Threaded at the top only. Takes less time to remove or tighten.
- Made of aluminum and available in 7 beautiful anodized colors.
- Comes in pairs.

Part #	Color	Part #	Color	Part #	Color
D58-02-102	Blue	D58-02-105	Ti-Color	D58-02-109	H-Blue
D58-02-103	Gold	D58-02-106	Red		
D58-02-104	Black	D58-02-107	Orange		



DRC
AIR VALVE MUD GUARDS

- Keeps dirt and water out of your tire.
- Available in black, blue, red and orange.
- Comes in pairs.

Part #	Color	Part #	Color
D58-06-001	Black	D58-06-003	Red
D58-06-002	Blue	D58-06-007	Orange



DRC
RIM LOCK SPACERS

- Form fit provides a secure, tighter fit over stock set-up.
- Made of aluminum and available in 7 beautiful anodized colors.
- Comes in pairs.

Part #	Color	Part #	Color	Part #	Color
D58-01-102	Blue	D58-01-105	Ti-Color	D58-01-109	H-Blue
D58-01-103	Gold	D58-01-106	Red		
D58-01-104	Black	D58-01-107	Orange		



DRC RIM LOCK

- Die-cast aluminum body with molded rubber flap to prevent abrasion of inner tube.
- Recommended for use on all off road bikes or any use that requires low tire pressures.
- Bolt is made of SUS304 stainless steel to prevent corrosion.
- Available in 5 different sizes.

Part #	Size
D43-21-014	1.40 inch
D43-21-016	1.60 inch
D43-21-018	1.85 inch
D43-21-021	2.15 inch
D43-21-025	2.50inch



DRC RIM HOLE PLUG

- Plug cap for rim lock holes on the rim.
- Prevents mud and dust from entering the tire through the rim lock hole.
- Comes in pairs.

Part #
D58-03-301



DRC UNI-FLOW HOSE

- Gas cap hose with one way valve.
- Prevents fuel from flowing out of gas tank.
- Swivel valve design allows smooth removal of gas cap without twisting the gas cap hose.
- Valve is made of 7000 grade aluminum.
- Available 4 hose colors.

Part #	Color
D58-08-201	Black
D58-08-202	Red
D58-08-203	Blue
D58-08-206	Orange



DRC SKID PLATE FOAM

- Prevents mud from accumulating and adding weight to your machine.
- Installs between your skid plate and engine.

Part #	Size
D58-17-012	300 mm x 150 mm x 40 mm

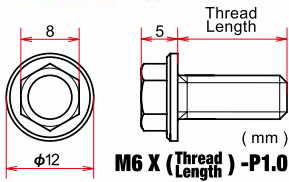


DRC
ALUMINUM BOLT

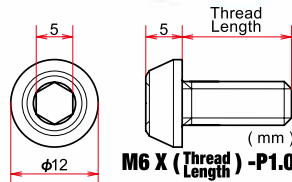
- Made of 7000 grade aluminum.
- Light weight.
- Select from flange-head or taper-head for each bolt size.
- Suitable for mounting plastics and more.
- Colors available: Titanium, Gold, Red, Blue and Black.
- Available in M6 size.
- Tightening torque M6 Bolts 6N /m



M6 Flange Bolt



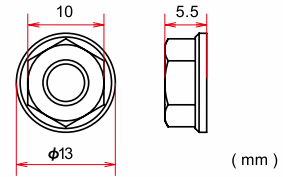
M6 Taper Bolt



DRC
ALUMINUM NUT

- Made of 7000 grade aluminum.
- Light weight.
- Suitable for mounting plastics and more.
- Colors available: Titanium, Gold, Red, Blue and Black.
- Available in M6 size.

M6 Flange Nut



M6 Aluminum Flange Bolt			
Color	Size	4 pack	20 pack
Blue	12mm	D58-51-112	-
	16mm	D58-51-116	-
	20mm	D58-51-120	-
	25mm	D58-51-125	-
	30mm	D58-51-130	-
Red	12mm	D58-51-212	-
	16mm	D58-51-216	-
	20mm	D58-51-220	-
	25mm	D58-51-225	-
Gold	12mm	D58-51-312	-
	16mm	D58-51-316	-
	20mm	D58-51-320	-
	25mm	D58-51-325	D58-51-825
	30mm	D58-51-330	-
Titanium color	12mm	D58-51-412	-
	16mm	D58-51-416	-
	20mm	D58-51-420	-
	30mm	D58-51-430	-
	35mm	D58-51-435	-

M6 Aluminum Taper Bolt			
Color	Size	4 pack	20 pack
Blue	12mm	D58-52-112	-
	16mm	D58-52-116	-
	20mm	D58-52-120	-
	25mm	D58-52-125	-
	30mm	D58-52-130	D58-52-630
Red	35mm	D58-52-135	D58-52-635
	12mm	D58-52-212	-
	16mm	D58-52-216	-
	20mm	D58-52-220	-
	25mm	-	D58-52-725
Gold	35mm	D58-52-235	-
	12mm	D58-52-312	-
	16mm	D58-52-316	-
	20mm	D58-52-320	-
	35mm	D58-52-335	-
Titanium color	12mm	D58-52-412	-
	16mm	D58-52-416	-
	20mm	D58-52-420	-
	35mm	D58-52-435	-

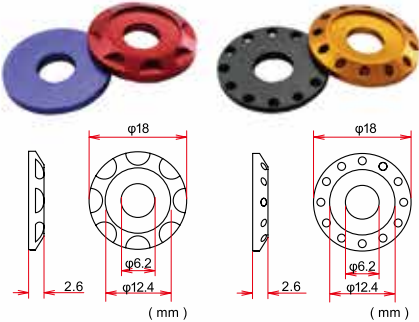
M6 Aluminum Flange Nut		
Color	Size	4 pack
Blue	M6-P1.0	D58-53-101
Red		D58-53-201
Gold		D58-53-301
Titanium color		D58-53-401

DRC
ALUMINUM SPACER

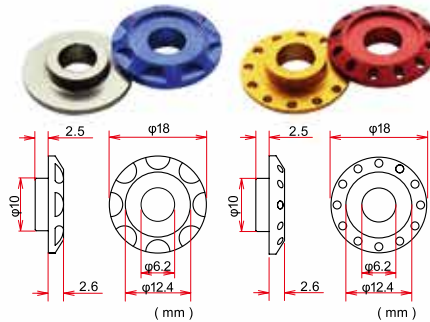
- Made of forged 6061 Aluminum, light weight.
- Available φ 18 mm M6 and φ 20 mm M6 washer sizes.
- Suitable for mounting plastics and more.
- Available in 4 different designs and 5 different anodized colors.



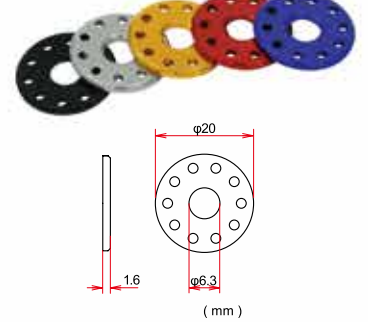
Type 01 (M6 18 mm) Type 02 (M6 18 mm)



Type 11 (M6 18 mm) Type 12 (M6 18 mm)



Type 31 (M6 20 mm)



φ 18 M6 Aluminum Spacer			
Color	Size	4 Pack	20 Pack
Blue	Type 01	D58-57-111	-
Red		D58-57-121	-
Gold		D58-57-131	-
Titanium color		D58-57-141	-
Black		D58-57-151	D58-57-154
Blue	Type 02	D58-57-211	-
Red		D58-57-221	-
Gold		D58-57-231	-
Titanium color		D58-57-241	-
Black		D58-57-251	-

φ 18 M6 Aluminum Spacer			
Color	Size	4 Pack	20 Pack
Blue	Type 11	D58-57-311	D58-57-314
Red		D58-57-321	D58-57-324
Gold		D58-57-331	D58-57-334
Titanium color		D58-57-341	-
Black		D58-57-351	D58-57-354
Blue	Type 12	D58-57-411	-
Red		D58-57-421	-
Gold		D58-57-431	-
Titanium color		D58-57-441	-
Black		D58-57-451	-

φ 20 M6 Aluminum Spacer		
Color	size	10 pack
Blue	Type 31	D58-58-114
Red		D58-58-124
Gold		D58-58-134
Titanium color		D58-58-144
Black		D58-58-154

EXHAUST

CONTROL

TOURING

ELECTRICAL

BODY PARTS

DRIVE

TOOL

TRANSPORT

GARAGE

ACCESSORIES

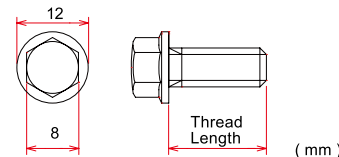
Steel and Stainless M6 Bolts / Nuts

M6 Steel Flange Bolt		
Size	5 pack	25 pack
M6X15-P1.0	D58-31-415	-
M6X20-P1.0	D58-31-420	-
M6X25-P1.0	D58-31-425	D58-31-825
M6X30-P1.0	D58-31-430	D58-31-830
M6X35-P1.0	D58-31-435	D58-31-835
M6X40-P1.0	D58-31-440	D58-31-840
M6X45-P1.0	D58-31-445	D58-31-845

M6 Stainless Flange Bolt		
Size	5 pack	15 pack
M6X10-P1.0	D58-35-110	D58-35-210
M6X15-P1.0	D58-35-115	-
M6X20-P1.0	D58-35-120	D58-35-220
M6X25-P1.0	D58-35-125	D58-35-225
M6X30-P1.0	D58-35-130	-
M6X35-P1.0	D58-35-135	-



DRC **M6 FLANGE BOLT**
M6 X (Thread Length) - P1.0



EXHAUST



CONTROL



TOURING



ELECTRICAL



BODY PARTS



DRIVE



TOOL



TRANSPORT



GARAGE



ACCESSORIES

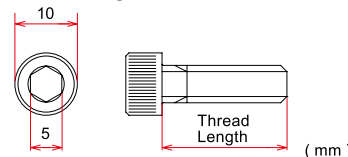


M6 Stainless Cap Bolt		
Size	5 pack	15 pack
M6X10-P1.0	D58-35-510	D58-35-610
M6X15-P1.0	D58-35-515	D58-35-615
M6X20-P1.0	D58-35-520	D58-35-620
M6X25-P1.0	D58-35-525	D58-35-625
M6X30-P1.0	D58-35-530	D58-35-630
M6X35-P1.0	D58-35-535	D58-35-635



DRC **M6 CAP BOLT**

M6 X (Thread Length) - P1.0

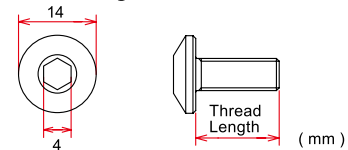


M6 Stainless Taper Bolt		
Size	4 pack	
M6X10-P1.0	D58-36-010	
M6X15-P1.0	D58-36-015	
M6X25-P1.0	D58-36-025	
M6X30-P1.0	D58-36-030	



DRC **M6 TAPER BOLT**

M6 X (Thread Length) - P1.0



DRC **M6 FLANGE NUT**
M6 X - P1.0

M6 nut steel

M6 nut stainless

Part #

Part #

[D58-31-501](#) 5 pack

[D58-35-801](#) 5 pack



DRC **M6 FLANGE LOCK NUT**
M6 X - P1.0

Part #

[D58-31-502](#) 5 pack



Make your bike look stylish with anodized aluminum washers and bolts.

** Please check Tightening torque with your service manual.
Routine screw and bolt torque checking required.
Please do not use aluminum bolts and nuts in areas of high temperature.

DRC **Stainless M6 Bolt / Nut Box Set**

10 mm / 15 mm / 20 mm / 25 mm / 30 mm / 35 mm
(Each x 15 pcs / Nut x 15 pcs)

Stainless Cap

Part #

[D58-35-401](#)



DRC **GASKET WASHER**

- Aluminum gasket washer can be used for drain bolts or gaskets on your bike.
- 6 different washer sizes available.
- Available 5 pcs pack for personal use, 50 pcs pack for shop use.



GASKET WASHER

Part #	Description	
D59-52-530	M6	5 pcs
D59-52-540	M8	5 pcs
D59-52-550	M10	5 pcs
D59-52-560	M12	5 pcs
D59-52-565	M12 (KTM)	5 pcs
D59-52-570	M14	5 pcs
D59-52-830	M6	50 pcs
D59-52-840	M8	50 pcs
D59-52-850	M10	50 pcs
D59-52-860	M12	50 pcs
D59-52-865	M12 (KTM)	50 pcs
D59-52-870	M14	50 pcs

Protects the meter from scratches, dirt and UV!



Hard type (PET)
Works for the instrument panels with a flat surface.

Soft type (TPU)
Works for meter instrument panel with curved surfaces and 3D shapes. It adheres to curved surfaces and is difficult to peel off.

When applying to a spherical or curved surface, work carefully so as not to create wrinkles.

Meter Screen Protective Film



**Scratch-proof
Stain-proof**

**UV
protection**

**For
motorcycle**

2 sets

DRG METER SCREEN PROTECTIVE FILM

- Meter Screen Protective Film provides strong protection.
- A film for just fit cut into a meter shape (1 mm clearance around the meter)
- Compatible with CRF1100L touch panel.
- Two types of materials, PET and TPU.
- PET clear hard type for flat meter shape.
- Clear soft type for curved and three-dimensional shapes.
- When the film is removed, no marks are left.
- 2 sheets per set.

EXHAUST

CONTROL

TOURING

ELECTRICAL

BODY PARTS

DRIVE

TOOL

TRANSPORT

GARAGE

ACCESSORIES

Bike	Year	Part #	Material
HONDA			
CC110	18-21	D50-11-000	TPU
MONKEY125	19-21	D50-11-001	TPU
CT125	20	D50-11-001	TPU
TRAIL125	21	D50-11-001	TPU
GROM	14-20	D50-11-002	TPU
	21	D50-11-006	PET
CB125R	18-21	D50-11-005	PET
ADV150	20	D50-11-007	PET
CRF250L/M	17-20	D50-11-002	TPU
CRF250L	21	D50-11-006	PET
CRF250L(S)	21	D50-11-006	PET
CRF300L	21	D50-11-006	PET
CRF250RALLY	17-20	D50-11-002	TPU
	21	D50-11-006	PET
CRF250RALLY(S)	21	D50-11-006	PET
CRF300L RALLY	21	D50-11-006	PET
CB250R	18-20	D50-11-005	PET
CBR250RR	17-21	D50-11-008	PET
	17-19	D50-11-009	PET
REBEL250	20	D50-11-010	PET
CB300R	18-20	D50-11-005	PET
GB350	21	D50-11-016	PET
GB350 S	21	D50-11-016	PET
CB400F	13-18	D50-11-002	TPU
	13-18	D50-11-002	TPU
CBR400R	19-21	D50-11-011	PET
	13-18	D50-11-002	TPU
400X	19-20	D50-11-011	PET
CB400 SUPER FOUR	18-20	D50-11-012	PET
CB400 SUPER BOL D'OR	18-20	D50-11-012	PET
CRF450L	19-20	D50-11-003	PET
CRF450RL	21-22	D50-11-003	PET
	17-19	D50-11-009	PET
REBEL500	20	D50-11-010	PET
CB500X	13-18	D50-11-002	TPU
CB500F	13-18	D50-11-002	TPU

Bike	Year	Part #	Material
HONDA			
CB650R	19-21	D50-11-011	PET
CBR650R	19-21	D50-11-011	PET
NC750X	21	D50-11-013	PET
X-ADV	21	D50-11-015	PET
CB1000R	21	D50-11-015	PET
CRF1100L *	20-21	D50-11-004	PET
REBEL1100	21	D50-11-017	PET
CB1100/RS/EX	17-20	D50-11-014	PET
CB1300 SUPER FOUR	16-20	D50-11-012	PET
CB1300 SUPER BOL D'OR	16-20	D50-11-012	PET
KAWASAKI			
Z125PRO	19-21	D50-11-105	TPU
KLX230	20-21	D50-11-100	PET
VERSYS-250X/300X	17-20	D50-11-101	TPU
ZX-25R/SE	21-22	D50-11-101	TPU
NINJA250	18-22	D50-11-101	TPU
Z250	19-22	D50-11-106	TPU
NINJA400	18-22	D50-11-101	TPU
Z400	19-22	D50-11-106	TPU
NINJA650	17-19	D50-11-101	TPU
NINJA650	20-21	D50-11-104	PET
ZX-6R	19-21	D50-11-101	TPU
Z650	20	D50-11-104	PET
W800/STREET/CAFÉ	15-21	D50-11-102	PET
MEGURO K3	21	D50-11-102	PET
Z900	20-21	D50-11-103	PET
Z900RS/CAFE	18-22	D50-11-103	PET
NINJA ZX-10R	21	D50-11-104	PET
NINJA ZX-10RR	21	D50-11-104	PET
NINJA1000	17-19	D50-11-101	TPU
NINJA1000SX	20-21	D50-11-104	PET
Z H2	20-21	D50-11-104	PET
SUZUKI			
V-STROM 250	17-20	D50-11-200	PET
GSX250R	17-20	D50-11-200	PET
SV650/X	17-19	D50-11-201	PET

Bike	Year	Part #	Material
SUZUKI			
V-STROM 650/XT	17-19	D50-11-202	PET
GSX-S750	18-19	D50-11-201	PET
GSX-S1000	17-20	D50-11-201	PET
GSX-S1000F	19-20	D50-11-201	PET
V-STROM 1000	18-19	D50-11-202	PET
V-STROM 1050/XT	20	D50-11-203	PET
GSX-R1000R	17-20	D50-11-204	PET
KATANA	19-20	D50-11-204	PET
YAMAHA			
SEROW250	05-20	D50-11-300	PET
YZF-R25	19-21	D50-11-302	PET
MT-25	20-21	D50-11-302	PET
MT-03	20-21	D50-11-302	PET
SR400	00-21	D50-11-305	TPU
XSR700	18-21	D50-11-303	PET
XSR900	18-21	D50-11-303	PET
TENERE700	20-21	D50-11-301	PET
NIKEN/GT	18-20	D50-11-304	PET
MT-10	17-21	D50-11-304	PET
FZ-10	17	D50-11-304	PET
KTM			
690 ENDURO R	19-21	D50-11-400	PET
690 SMC R	19-21	D50-11-400	PET
790 ADVENTURE/R/ RALLY	19-20	D50-11-401	PET
125DUKE	17-21	D50-11-401	PET
390DUKE	17-21	D50-11-401	PET
390 ADVENTURE	20-21	D50-11-401	PET
HUSQVARNA			
701ENDURO/LR	16-21	D50-11-400	PET
701SUPERMOTO	16-21	D50-11-400	PET

*Touch panel compatible. Set of touch panel and indicator panel.

Bike	Year	Pin/Spring
HONDA		
CR125/250	02-07	D48-01-102
CRF150R	07-22	D48-01-101
CRF250R	04-22	D48-01-102
CRF250RX	19-22	D48-01-102
CRF450R	02-22	D48-01-102
CRF450RX	17-22	D48-01-102
CRF450L	19-20	D48-01-102
CRF450RL	21-22	D48-01-102
CRF250X	04-17	D48-01-102
CRF450X	05-22	D48-01-102
CRM50/80	88-98	D48-01-109
CRF110F	13-22	D48-01-103
CRF125F	14-22	D48-01-103
CRF230F	03-19	D48-01-103
CRF250F	19-22	D48-01-103
CRM250R/AR	91-98	D48-01-105
CRF150L	18	D48-01-103
CRF250L/M	12-21	D48-01-101
CRF250L(S)	21	D48-01-101
CRF250RALLY	17-21	D48-01-101
CRF250RALLY(S)	21	D48-01-101
CRF300L	21	D48-01-101
CRF300RALLY	21	D48-01-101
CRF1000L AFRICA TWIN/DCT	16-17	D48-01-104
	18-19	D48-01-101
CRF1100L AFRICA TWIN/DCT	20-21	D48-01-101
CRF1100L AFRICA TWIN ADV SPORTS ES/DCT	20-21	D48-01-101
SL230	97-01	D48-01-104
TLM200	85-87	D48-01-105
TLM220	88-93	D48-01-105
TLR250	86	D48-01-105
XL250 DEGREE	91-95	D48-01-105
XLR250R	87-94	D48-01-108
XR230	05-13	D48-01-104
XR250R(ME06)	86-95	D48-01-108
XR250R(ME08)	96-04	D48-01-106
SUPER XR250/BAJA	95-02	D48-01-106
XR250/MOTARD	03-07	D48-01-106
XR400R	96-04	D48-01-106
XR600R	92-00	D48-01-106
XR650L	92-20	D48-01-106
XR650R	00-07	D48-01-107
YAMAHA		
YZ65	18-22	D48-01-110
YZ85	02-21	D48-01-110
YZ125/250	99-22	D48-01-110
YZ250F	01-22	D48-01-110
YZ450F	03-22	D48-01-110
YZ125X	17-22	D48-01-110
YZ250X	16-22	D48-01-110
YZ250FX	15-22	D48-01-110
YZ450FX	16-22	D48-01-110
WR250F	01-22	D48-01-110
WR400F-450F	99-22	D48-01-110
DT200WR	91-94	D48-01-112
DT230LANZA	97-98	D48-01-112
SEROW225	95-04	D48-01-113
SEROW250/TRICKER	04-20	D48-01-112
TT250R/RAID	93-97	D48-01-112
WR155R	20	D48-01-112
WR250R/X	07-20	D48-01-111
XTZ125	13-17	D48-01-113
XTZ250	08-22	D48-01-112
KAWASAKI		
KX65	00-22	D48-01-122
KX80/85/100	98-22	D48-01-122
KX112	22	D48-01-122
KX125-250	91-96	D48-01-116
KX500	88-04	D48-01-116
KX250F	09-18	D48-01-114
KX250	19-22	D48-01-114
KX450F	09-18	D48-01-114
KX450	19-22	D48-01-114
KX250X	21-22	D48-01-114
KX450X	21-22	D48-01-114
KDX125SR	90-99	D48-01-115
KDX200R/SR	89-93	D48-01-115
KDX220R/SR	94-05	D48-01-116
KDX250R/SR	91-94	D48-01-116
KLX125,D-TRACKER125	10-16	D48-01-115
KLX150BF	16	D48-01-115
KLX150S	09-13	D48-01-115
KLX250/D-TRACKER	98-20	D48-01-106
KLX300R	96-21	D48-01-106
SUPER SHERPA	97-10	D48-01-115
SUZUKI		
RM125	92-02	D48-01-117
RM250	91-00	D48-01-117
RM-Z250	10-22	D48-01-118
RM-Z450	10-22	D48-01-118
RMX450Z	10-19	D48-01-118
RMX250R	89-99	D48-01-117
RMX250S	93-99	D48-01-117
DJEBEL250/250XC	93-06	D48-01-112
DR250/350S/R	90-00	D48-01-112
DR-Z400E/R/S/SM	00-19	D48-01-117



DRG
FOOT PEG SPRING PIN SET

- Replacement foot peg spring and pin set.
- Kit comes with foot peg pins, springs, washers and cotter pins.
- Pin is made of stainless steel, high corrosion and wear resistance.
- Available for many models.

Bike	Year	Pin/Spring
KTM		
65SX	09-22	D48-01-119
	03-17	D48-01-119
85SX	18-22	D48-01-120
	98-15	D48-01-119
125SX/250-450SX-F	16-22	D48-01-120
	98-16	D48-01-119
250SX	17-22	D48-01-120
125-530 EXC/EXC-F	98-16	D48-01-119
250-500 EXC/EXC-F	17-22	D48-01-120
125-300XC	06-16	D48-01-119
	17-22	D48-01-120
250-450XC-F	08-15	D48-01-119
	16-22	D48-01-120
200-530XC-W/XCF-W	06-16	D48-01-119
125-300XC-W	17-22	D48-01-120
FREERIDE250F	18-19	D48-01-119
FREERIDE250R	14-17	D48-01-119
FREERIDE350	12-17	D48-01-119
690ENDURO/R	08-21	D48-01-119
690SMC/R	08-21	D48-01-119
690SUPER MOTO/R	07-09	D48-01-119
790ADVENTURE/R	19-21	D48-01-119
890ADVENTURE/R	21	D48-01-119
950ADVENTURE/S	03-06	D48-01-119
950SUPER ENDURO/R	06-10	D48-01-119
950SUPER MOTO/R	05-08	D48-01-119
990ADVENTURE/R/S	06-13	D48-01-119
990SUPER MOTO/R/T	09-13	D48-01-119
1050ADVENTURE	15-16	D48-01-119
1090ADVENTURE/R	17	D48-01-119
1190ADVENTURE/R	13-16	D48-01-119
1290SUPER ADVENTUR/R/S/T	15-17	D48-01-119
HUSQVARNA		
TC85	14-17	D48-01-119
	18-22	D48-01-120
TC125/FC250-450	14-15	D48-01-119
	16-22	D48-01-120
TC250	14-16	D48-01-119
	17-22	D48-01-120
TE/FE125-501	14-16	D48-01-119
	17-22	D48-01-120
TX125	17-18	D48-01-120
TX/FX300-450	17-22	D48-01-120
701ENDURO	16-21	D48-01-119
701SUPER MOTO	16-21	D48-01-119
FS450	15	D48-01-119
	16-21	D48-01-120
GASGAS		
MC65	21-22	D48-01-119
MC85	21-22	D48-01-120
MC125	21-22	D48-01-120
MC250	22	D48-01-120
MC250F	21-22	D48-01-120
MC350F	22	D48-01-120
MC450F	21-22	D48-01-120
EC300	21-22	D48-01-120
EC250F	21-22	D48-01-120
EC350F	21-22	D48-01-120
EX250	22	D48-01-120
EX300	21-22	D48-01-120
EX250F	21-22	D48-01-120
EX350F	21-22	D48-01-120
EX450F	21-22	D48-01-120
BETA		
RR2T 125-300	13-19	D48-01-119
RR4T 350-500	10-19	D48-01-119
X-TRAINER	15-22	D48-01-119

EXHAUST



CONTROL



TOURING



ELECTRICAL



BODY PARTS



DRIVE



TOOL



TRANSPORT



GARAGE



ACCESSORIES





EXHAUST



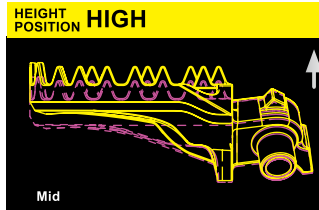
CONTROL



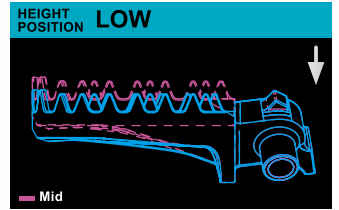
DRC WIDE FOOTPEG

- Durable steel wide foot pegs.
- Made of chromium molybdenum steel for extreme durability.
- 50 mm step width provides better grip and control.
- Mid, High (5 mm higher than medium peg position) and Low (5 mm lower than medium peg position) are available for rider's body type or use. (Excluding some models.)
- Black powder coating finish.

* Foot peg height may differ from stock peg height on some models.



High gravity point allows for easy lean on the bike. Good for shorter riders.



Low gravity point provides better traction during standing ride. Good for taller riders.

TOURING



ELECTRICAL



BODY PARTS



DRIVE



TOOL



TRANSPORT



GARAGE



ACCESSORIES



DRC ULTRA WIDE FOOTPEG

- Wider foot pegs than our DRC foot pegs for pro use.
- 57 mm width foot pegs provides better foot peg traction and control.
- Made of chromium molybdenum steel for extreme durability.
- Black powder coating finish.



CRF1000L Stock

35 mm

CRF1000L Ultra Wide

57 mm

Bike	Year	Wide Foot Peg			Ultra-Wide Foot Peg
		Low (-5)	Mid	High (+5)	
HONDA					
CR125/250	02-07	-	D48-02-532	D48-02-632	D48-02-832 #2
CRF150R	07-22	-	D48-02-532	D48-02-632	D48-02-832 #2
CRF250R	04-22	-	D48-02-532	D48-02-632	D48-02-832 #2
CRF250RX	19-22	-	D48-02-532	D48-02-632	D48-02-832 #2
CRF450R	02-22	-	D48-02-532	D48-02-632	D48-02-832 #2
CRF450RX	17-22	-	D48-02-532	D48-02-632	D48-02-832 #2
CRF450L	19-20	-	D48-02-532	D48-02-632	D48-02-832 #2
CRF450RL	21-22	-	D48-02-532	D48-02-632	D48-02-832 #2
CRF250X	04-17	-	D48-02-532	D48-02-632	D48-02-832 #2
CRF450X	05-22	-	D48-02-532	D48-02-632	D48-02-832 #2
CRF110F	13-16	-	D48-02-533	-	-
CRF125F	14-18	-	D48-02-533	-	-
CRF230F	03-19	-	D48-02-503	-	-
CRF250F	19-22	-	D48-02-503	-	-
CRM50/80	88-98	-	D48-02-542	-	-
CRM250R/AR	91-98	-	D48-02-524	-	-
CROSS CUB110 #4	13-21	-	D48-02-543	-	-
CT125	20-21	-	D48-02-545	-	-
TRAIL125	21	-	D48-02-545	-	-
CRF150L	18	-	D48-02-503	-	-
CRF250L/M	12-21	-	D48-02-532	D48-02-632	D48-02-832
CRF250L(S)	21	-	D48-02-532	D48-02-632	D48-02-832
CRF250RALLY	17-21	-	D48-02-532	D48-02-632	D48-02-832
CRF250RALLY(S)	21	-	D48-02-532	D48-02-632	D48-02-832
CRF300L	21	-	D48-02-532	D48-02-632	D48-02-832
CRF300RALLY	21	-	D48-02-532	D48-02-632	D48-02-832
CRF1000L	16-17	-	D48-02-534	-	D48-02-834
AFRICA TWIN/DCT	18-19	D48-02-532	D48-02-632	-	D48-02-832
CRF1100L AFRICA TWIN/DCT	20-21	D48-02-532	D48-02-632	-	D48-02-832
CRF1100L AFRICA TWIN ADV SPORTS ES/DCT	20-21	D48-02-532	D48-02-632	-	D48-02-832
SL230	97-01	-	D48-02-534	-	-
XL250 DEGREE	91-95	-	D48-02-534	-	-
XR230	05-13	-	D48-02-534	-	-
XR250R(ME08)	96-04	-	D48-02-524	-	-
SUPER XR250/BAJA	95-02	-	D48-02-524	-	-
XR250/MOTARD	03-07	-	D48-02-524	-	-
XR400R	96-04	-	D48-02-534	-	-
XR600R	92-00	-	D48-02-534	-	-
XR650L	92-20	-	D48-02-534	-	-
XR650R	00-07	-	D48-02-534	-	-
YAMAHA					
YZ65	18-22	D48-02-406	D48-02-506	D48-02-606	D48-02-806
YZ85	02-21	D48-02-406	D48-02-506	D48-02-606	D48-02-806
YZ125/250	99-22	D48-02-406	D48-02-506	D48-02-606	D48-02-806
YZ250F	01-16	D48-02-406	D48-02-506	D48-02-606	D48-02-806
	17-22	-	D48-02-406	D48-02-506	D48-02-806 #2
YZ450F	03-15	D48-02-406	D48-02-506	D48-02-606	D48-02-806
	16-22	-	D48-02-406	D48-02-506	D48-02-806 #2
YZ125X	17-22	D48-02-406	D48-02-506	D48-02-606	D48-02-806
YZ250X	16-22	D48-02-406	D48-02-506	D48-02-606	D48-02-806
YZ250FX	15-22	-	D48-02-406	D48-02-506	D48-02-806 #2
YZ450FX	16-22	-	D48-02-406	D48-02-506	D48-02-806 #2
WR250F	01-06	D48-02-406	D48-02-506	D48-02-606	D48-02-806
	07-22	-	D48-02-406	D48-02-506	D48-02-806
WR400F-450F	99-15	D48-02-406	D48-02-506	D48-02-606	D48-02-806
	16-22	-	D48-02-406	D48-02-506	D48-02-806 #2
DT200WR	91-94	-	D48-02-535	-	-
DT230LANZA	97-98	-	D48-02-535	-	-
SEROW225	95-04	-	D48-02-536	-	-
SEROW250/TRICKER	04-20	-	D48-02-535	-	-
TT250R/RAID	93-97	-	D48-02-535	-	-
WR155R	20	-	D48-02-535	-	-
WR250R/X	07-20	D48-02-437	D48-02-537	D48-02-637	-
XTZ125	13-17	-	D48-02-535	-	-
XT250	08-22	-	D48-02-535	-	-
TENERE700	20-21	D48-02-406	D48-02-506	D48-02-606	D48-02-806 #5
KAWASAKI					
KX65	00-22	-	D48-02-523	-	-
KX80/85/100	98-22	D48-02-523	-	-	-
KX112	22	D48-02-523	-	-	-
KX250F	09-18	-	D48-02-531	D48-02-631	D48-02-831 #2
KX250	19-22	-	D48-02-531	D48-02-631	D48-02-831 #2
KX450F	09-18	-	D48-02-531	D48-02-631	D48-02-831 #2
KX450	19-22	-	D48-02-531	D48-02-631	D48-02-831 #2
KX250X	21-22	-	D48-02-531	D48-02-631	D48-02-831 #2
KX450X	21-22	-	D48-02-531	D48-02-631	D48-02-831 #2
KDX220R	94-05	-	D48-02-526	-	-
KDX250R	91-94	-	D48-02-526	-	-
KLX110/L	02-20	-	D48-02-551	-	-
KLX110R L	21-22	-	D48-02-551	-	-
KLX125-D-TRACKER125	10-16	-	D48-02-507	-	-
KLX150BF	16	-	D48-02-507	-	-
KLX150S	09-13	-	D48-02-507	-	-
KLX230	20-21	-	D48-02-544	-	-
KLX230R	20-21	-	D48-02-544	-	-
KLX250/D-TRACKER	98-20	-	D48-02-522	-	-
KLX300R	96-21	-	D48-02-522	-	-

Bike	Year	Wide Foot Peg			Ultra-Wide Foot Peg
		Low (-5)	Mid	High (+5)	
SUZUKI					
RM85	02-20	-	D48-02-561	-	-
RM125/250	91-00	-	D48-02-521	-	-
RM-Z250	10-22	-	D48-02-520	-	D48-02-820
	08-09	-	-	D48-02-605	-
RM-Z450	10	-	D48-02-520	-	D48-02-820
	12-22	-	D48-02-520	-	D48-02-820
RMX450Z	10-19	-	D48-02-520	-	D48-02-820
RMX250R	89-99	-	D48-02-521	-	-
RMX250S	93-99	-	D48-02-521	-	-
DJEBEL250/250XC	93-06	-	D48-02-507	-	-
DR250/350S/R	90-00	-	D48-02-507	-	-
DR-Z400E/R/S/SM	00-19	-	D48-02-521	-	-
KTM					
65SX	09-22	D48-02-410	D48-02-510	D48-02-610	D48-02-810
	13-17	D48-02-410	D48-02-510	D48-02-610	D48-02-810
85SX	18-22	D48-02-482	D48-02-582	D48-02-682	D48-02-882
	98-15	D48-02-410	D48-02-510	D48-02-610	D48-02-810
125SX/250-450SX-F	16-22	D48-02-482	D48-02-582	D48-02-682	D48-02-882
	98-16	D48-02-410	D48-02-510	D48-02-610	D48-02-810
250SX	17-22	D48-02-482	D48-02-582	D48-02-682	D48-02-882
125-530 EXC/EXC-F	98-16	D48-02-410	D48-02-510	D48-02-610	D48-02-810
250-500 EXC/EXC-F	17-22	D48-02-582	D48-02-682	-	D48-02-882 #3
125-300XC	06-16	D48-02-410	D48-02-510	D48-02-610	D48-02-810
	17-22	D48-02-482	D48-02-582	D48-02-682	D48-02-882
250-450XC-F	08-15	D48-02-410	D48-02-510	D48-02-610	D48-02-810
	16-22	D48-02-482	D48-02-582	D48-02-682	D48-02-882
200-530XC-W/XCF-W	06-16	D48-02-410	D48-02-510	D48-02-610	D48-02-810
125-300XC-W	17-22	D48-02-582	D48-02-682	-	D48-02-882 #3
FREERIDE250F	18-19	D48-02-410	D48-02-510	D48-02-610	D48-02-810
FREERIDE250R	14-17	D48-02-410	D48-02-510	D48-02-610	D48-02-810
FREERIDE350	12-17	D48-02-410	D48-02-510	D48-02-610	D48-02-810
790ADVENTURE/R	19-21	D48-02-410	D48-02-510	D48-02-610	D48-02-810
890ADVENTURE/R	19-21	D48-02-410	D48-02-510	D48-02-610	D48-02-810
950ADVENTURE/S	03-06	D48-02-410	D48-02-510	D48-02-610	D48-02-810
950SUPER ENDURO/R	06-10	D48-02-410	D48-02-510	D48-02-610	D48-02-810
950SUPER MOTO/R	05-08	D48-02-410	D48-02-510	D48-02-610	D48-02-810
990ADVENTURE/R/S	06-13	D48-02-410	D48-02-510	D48-02-610	D48-02-810
990SUPER MOTO/R/T	09-13	D48-02-410	D48-02-510	D48-02-610	D48-02-810
1050ADVENTURE	15-16	D48-02-410	D48-02-510	D48-02-610	D48-02-810
1090ADVENTURE/R	17	D48-02-410	D48-02-510	D48-02-610	D48-02-810
1190ADVENTURE/R	13-16	D48-02-410	D48-02-510	D48-02-610	D48-02-810
1290SUPER ADVENTURE/R/S/T	15-17	D48-02-410	D48-02-510	D48-02-610	D48-02-810
HUSQVARNA					
WR125,TE250,SM250	07-09	D48-02-481	D48-02-581	D48-02-681	-
	14-17	D48-02-410	D48-02-510	D48-02-610	D48-02-810
TC85	18-22	D48-02-482	D48-02-582	D48-02-682	D48-02-882
	14-15	D48-02-410	D48-02-510	D48-02-610	D48-02-810
TC125/FC 250-450	16-22	D48-02-482	D48-02-582	D48-02-682	D48-02-882
	14-16	D48-02-410	D48-02-510	D48-02-610	D48-02-810
TC250	17-22	D48-02-482	D48-02-582	D48-02-682	D48-02-882
	14-16	D48-02-410	D48-02-510	D48-02-610	D48-02-810
TE/FE125-501	17-22	D48-02-582	D48-02-682	-	D48-02-882 #3
	17-18	D48-02-582	D48-02-682	-	D48-02-882 #3
TX125	17-22	D48-02-482	D48-02-582	D48-02-682	D48-02-882
TX/FX300-450	15	D48-02-410	D48-02-510	D48-02-610	D48-02-810
FS450	16-21	D48-02-582	D48-02-682	-	D48-02-882
EX350F	21-22	D48-02-482	D48-02-582	D48-02-682	D48-02-882
EX450F	21-22	D48-02-482	D48-02-582	D48-02-682	D48-02-882 #3
GASGAS					
MC65	21-22	D48-02-410	D48-02-510	D48-02-610	D48-02-810
MC85	21-22	D48-02-482	D48-02-582	D48-02-682	D48-02-882
MC125	21-22	D48-02-482	D48-02-582	D48-02-682	D48-02-882
MC250	22	D48-02-482	D48-02-582	D48-02-682	D48-02-882
MC250F	21-22	D48-02-482	D48-02-582	D48-02-682	D48-02-882
MC350F	22	D48-02-482	D48-02-582	D48-02-682	D48-02-882
MC450F	21-22	D48-02-482	D48-02-582	D48-02-682	D48-02-882
EC300	21-22	D48-02-582	D48-02-682	-	D48-02-882
EC250F	21-22	D48-02-582	D48-02-682	-	D48-02-882
EC350F	21-22	D48-02-582	D48-02-682	-	D48-02-882
EX250	22	D48-02-482	D48-02-582	D48-02-682	D48-02-882
EX300	21-22	D48-02-482	D48-02-582	D48-02-682	D48-02-882
EX250F	21-22	D48-02-482	D48-02-582	D48-02-682	D48-02-882
EX350F	21-22	D48-02-482	D48-02-582	D48-02-682	D48-02-882
EX450F	21-22	D48-02-482	D48-02-582	D48-02-682	D48-02-882
BETA					
RR2T 125-300	13-19	D48-02-410	D48-02-510	D48-02-610	D48-02-810
RR4T 350-500	10-19	D48-02-410	D48-02-510	D48-02-610	D48-02-810
X-TRAINER	15-22	D48-02-410	D48-02-510	D48-02-610	D48-02-810

#1 Stock -10 mm

#2 Stock +5 mm

#3 Stock -5 mm

#4 Spring included

#5 D48-01-110 FOOT PEG SPRING PIN SET are required for fitting.



EXHAUST



CONTROL



TOURING



ELECTRICAL



BODY PARTS



DRIVE





DRC
MOTARD FOOT PEG

- 50 mm step width provides better grip and control.
- Shorter length, higher peg position for super moto racing use, prevents peg body wear by hitting asphalt.
- Equipped with replacable peg slider.
- Made of chromium molybdenum steel for extreme durability.
- Black powder coating finish.
- Replacement peg slider available.

EQUIPPED PEG SLIDER



DRC
REPLACEMENT PEG SLIDER

Comes in pairs.
4 screws for attachment are included.

Part #

D48-02-999



	Bike	Year	Part #
H O N D A	CR125/250	02-07	D48-02-932
	CRF150R	07-22	D48-02-932
	CRF250R	04-22	D48-02-932
	CRF250RX	19-22	D48-02-932
	CRF450R	02-22	D48-02-932
	CRF450RX	17-22	D48-02-932
	CRF450L	19-20	D48-02-932
	CRF450RL	21-22	D48-02-932
	CRF250X	04-17	D48-02-932
	CRF450X	05-22	D48-02-932
	CRF250LM	12-21	D48-02-932
	CRF250L(S)	21	D48-02-932
	CRF250RALLY	17-21	D48-02-932
	CRF250RALLY(S)	21	D48-02-932
	CRF300L	21	D48-02-932
	CRF300RALLY	21	D48-02-932
	Y A M A H A	CRF1000L AFRICA TWIN/DCT	18-19
CRF1100L AFRICA TWIN/DCT		20-21	D48-02-932
CRF1100L AFRICA TWIN		20-21	D48-02-932
ADV SPORTS ES/DCT		20-21	D48-02-932
YZ65		18-22	D48-02-906
YZ85		02-21	D48-02-906
YZ125/250		99-22	D48-02-906
YZ250F		01-22	D48-02-906
YZ400F-450F		99-22	D48-02-906
YZ125X		17-22	D48-02-906
K A W A S A K I	YZ250X	16-22	D48-02-906
	YZ250FX	15-22	D48-02-906
	YZ450FX	16-22	D48-02-906
	WR250F	01-22	D48-02-906
	WR400F-450F	99-22	D48-02-906
	WR250R/X	07-20	D48-02-937
	TENERE 700	20-21	D48-02-906 #1
	KX250F	09-18	D48-02-931
	KX250	19-22	D48-02-931
	KX450F	09-18	D48-02-931
S U Z U K I	KX450	19-22	D48-02-931
	KX250X	21-22	D48-02-931
	KX450X	21-22	D48-02-931
	KLX250/D-TRACKER	98-20	D48-02-922
	KLX300R	96-21	D48-02-922
	RM125/250	91-00	D48-02-921
	RMX250R	89-99	D48-02-921
	RMX250S	93-99	D48-02-921
	DR-Z400E/R/S/SM	00-19	D48-02-921
	K T M	125SX/250-450SX-F	98-15
		16-22	D48-02-982
250SX		98-16	D48-02-910
		17-22	D48-02-982
125-530 EXC/EXC-F		98-16	D48-02-910
		17-22	D48-02-982
125-300XC		06-16	D48-02-910
		17-22	D48-02-982
250-450XC-F		08-15	D48-02-910
		16-22	D48-02-982
H U S Q V A R N A	125-530XC-W/XCF-W	06-16	D48-02-910
		17-22	D48-02-982
	790ADVENTURE/R	19-21	D48-02-910
	890ADVENTURE/R	21	D48-02-910
	950ADVENTURE/S	03-06	D48-02-910
	950SUPER ENDURO	06-10	D48-02-910
	950SUPER MOTO/R	05-08	D48-02-910
	990ADVENTURE	06-13	D48-02-910
	990SUPER MOTO/R/T	09-13	D48-02-910
	1050ADVENTURE	15-16	D48-02-910
G A S G A S	1090ADVENTURE/R	17	D48-02-910
	1190ADVENTURE/R	13-16	D48-02-910
	1290SUPER ADVENTURE/R/S/T	15-17	D48-02-910
	TC125/FC 250-450	14-15	D48-02-910
		16-22	D48-02-982
	TC250	14-16	D48-02-910
		17-22	D48-02-982
	TE/FE125-501	14-16	D48-02-910
		17-22	D48-02-982
	TX/FX125-450	17-22	D48-02-982
B E T A	FS450	15	D48-02-910
		16-22	D48-02-982
	MC125	21-22	D48-02-982
	MC250	22	D48-02-982
	MC250F	21-22	D48-02-982
	MC350F	22	D48-02-982
	MC450F	21-22	D48-02-982
	EC300	21-22	D48-02-982
	EC250F	21-22	D48-02-982
	EC350F	21-22	D48-02-982
E X T R A	EX250	22	D48-02-982
	EX300	21-22	D48-02-982
	EX250F	21-22	D48-02-982
	EX350F	21-22	D48-02-982
	EX450F	21-22	D48-02-982
	RR2T 125-300	13-19	D48-02-910
	RR4T 350-500	10-19	D48-02-910
	X-TRAINER	15-22	D48-02-910

#1 D48-01-110 FOOT PEG SPRING PIN SET are required for fitting.

DRC
WELD-ON FOOT PEG WIDENERS

- A material kit that widens the foot pegs by processing, such as cutting, bending and welding.
- The best kit for widening aftermarket parts and vehicles with out wide foot peg settings.
- Sold in pairs

[Please note] Welding equipment is required for the work.

Part #	Material	Thickness	Length
D48-02-010	Steel	3 mm	180 mm



EXHAUST



CONTROL



TOURING



ELECTRICAL



BODY PARTS



DRIVE



TOOL



TRANSPORT



GARAGE



ACCESSORIES



Best spring for grown-up to ride



CRF150R

DRC DRC FRONT FORK 85/150cc adult specification

- Originally designed a spring that gives the most suitable suspension effect when going off-road on a mini motocross.
- The optimum spring rate is set for each model with a weight of 65 kg as a guide.
- Achieves stress-free and comfortable sports riding by improving stability and reducing the feeling of bottoming out on motocross courses.

Bike	Year	Front		
		Part #	Spring rate	Comparison with the stock
CR80R/85R	96-04	D35-01-808	3.3N/mm	11-29%
	05-07	D35-01-818	4.1N/mm	48%
CR80RII/85RII	96-07	D35-01-808	3.3N/mm	12-20%
CRF150R	07-22	D35-01-818	4.1N/mm	23%
CRF150RII	07-22	D35-01-818	4.1N/mm	16%
YZ80/85	97-21	D35-01-838	3.5N/mm	25%
YZ80LW/85LW	97-21	D35-01-838	3.5N/mm	21%
KX80/85	01-22	D35-01-838	3.5N/mm	23%
KX80II/85II	98-22	D35-01-838	3.5N/mm	23%
KX100	95-21	D35-01-838	3.5N/mm	23%
KX112	22	D35-01-838	3.5N/mm	23%
RM80/85	05-17	D35-01-808	3.3N/mm	20%
RM80L/85L	05-17	D35-01-808	3.3N/mm	20%

[Caution] Assemble the front with the marking on the bottom.



DRC DRC FRONT FORK / REAR SHOCK SPRING

- Uniquely designed springs that provide the most suitable suspension effect when traveling off-road.
- With a weight of 65 kg as a guide, a spring rate of -15% to +30% is set depending on the model.
- Improves stability and reduces the feeling of bottoming out when driving on dirt, and realizes comfortable sports riding without stress in various fields.

When doing off-road sports driving on a trail bike or a fan ride bike.

"I want a little more traction"

"The suspension is hard so that I get tired"

"I feel floating"

Designed with the concept of "just right" to eliminate such dissatisfaction



KLX230

Bike	Year	Front			Rear			
		Part#	Spring rate	Ratio	Part#	Color	Spring rate	Ratio
CRF125F	14-18	D35-01-013	7 N/mm	About 13%UP	D35-02-023	White	126.8 N/mm	About 30%UP
	19-21	D35-01-023	8.5 N/mm	About 30%UP	D35-02-033	White	103.6 N/mm	About 30%UP
	12-20	D35-01-001	8.6 N/mm	About 25%UP	D35-02-001	White	107.1 N/mm	About 20%UP
CRF250L	21	D35-01-004	7-11 N/mm	About 25%UP	D35-02-005	White	79.3 N/mm	About 25%UP
CRF250L LD	17-20	D35-01-002	9.1 N/mm	About 35%UP	D35-02-003	White	108.5 N/mm	About 35%UP
CRF250L(S)	21	D35-01-003	8.6 N/mm	About 25%UP	D35-02-004	White	87.5 N/mm	About 25%UP
CRF250Rally	17-20	D35-01-001	8.6 N/mm	About 30%UP	D35-02-002	White	77.2 N/mm	About 30%UP
CRF250Rally LD	21	D35-01-004	7-11 N/mm	About 25%UP	D35-02-006	White	79.3 N/mm	About 25%UP
CRF250Rally(S)	17-20	D35-01-002	9.1 N/mm	About 35%UP	D35-02-003	White	108.5 N/mm	About 35%UP
CRF250Rally(S)	21	D35-01-003	8.8 N/mm	About 25%UP	D35-02-004	White	87.5 N/mm	About 25%UP
TT-R125LWE	03-07	D35-01-313	4 N/mm	About 30%UP	D35-02-313	Black	80.1 N/mm	About 30%UP
	08-11	-	-	-	D35-02-313	Black	80.1 N/mm	About 30%UP
SEROW250	05-20	D35-01-343	4.4 N/mm	About 20%UP	-	-	-	-
WR250R(Lv.3)	07-17	D35-01-363	4 N/mm	About 15%DOWN	D35-02-363	Black	68.5 N/mm	About 10%DOWN
WR250R(Lv.5)	07-16	D35-01-365	5.2 N/mm	About 10%UP	D35-02-365	Blue	82.2 N/mm	About 6%UP
TEGENER700	17	D35-01-365	5.2 N/mm	About 10%UP	-	-	-	-
KLX125/150S	20	D35-01-373	6.3 N/mm	About 10%UP	D35-02-373	White	77 N/mm	About 10%UP
KLX250	10-16	D35-01-123	4.6 N/mm	About 30%UP	-	-	-	-
KLX230	08-16	D35-01-153	4.6 N/mm	About 20%UP	D35-02-153	Black	60.2 N/mm	About 13%UP
KLX230R	20-21	D35-01-163	3.9 N/mm	About 25%UP	D35-02-163	White	61.7 N/mm	About 25%UP
KLX230R	20-21	D35-01-163	3.9 N/mm	About 25%UP	D35-02-163	White	61.7 N/mm	About 25%UP

*WR250R (Lv.3) is softer than Normal and (Lv.5) is harder. For KLX125/150S, it is necessary to set the rear suspension firmly and adjust the front and rear balance. (Example: If the weight is 70 kg, return it by one step from the spring initial adjustment position MAX.) D-TRACKER 125 cannot be installed. "



EXHAUST



CONTROL



TOURING



ELECTRICAL



BODY PARTS



DRIVE



TOOL



TRANSPORT



GARAGE



ACCESSORIES



High Lift ◀ Normal ▶ Lowdown



Bike	Year	HIGH LIFT		LOWDOWN	
		Part #	Table : up and down amount	Part #	Table : up and down amount
CRM250R	89-90	D46-01-201	-30mm	D46-01-501	+20mm
CRM250R/AR	91-98	D46-01-202	-27mm	D46-01-502	+20mm
DT200WR	91-94	D46-01-236	-30mm	D46-01-536	+20mm
DT230LANZA	97-98	D46-01-237	-20mm	D46-01-537	+20mm
SEROW250	05-20	D46-01-234	-31mm	D46-01-543	+26mm
XT250X	06-17	D46-01-234	-31mm	D46-01-543	+26mm
TRICKER	04-18	D46-01-234	-30mm	D46-01-543	+31mm
TENERE700	21	D46-01-238	-40mm	-	-
KX65	00-22	D46-01-224	-30mm	-	-
		D46-01-225	-50mm	-	-
KDX125SR	90-99	D46-01-211	-25mm	-	-
KDX200SR	89-93	D46-01-211	-30mm	D46-01-512	+20mm
KDX220SR	94-99	D46-01-213	-30mm	-	-
KDX250SR	91-94	D46-01-214	-30mm	-	-
KLX250/SR/ES	93-07	D46-01-210	-33mm	D46-01-510	+10mm
KLX250	08-16	D46-01-210	-23mm	D46-01-510	+21mm
D-TRACKER	98-07	D46-01-210	-33mm	D46-01-510	+10mm
D-TRACKER X	08-16	D46-01-210	-23mm	D46-01-510	+21mm
SUPER SHERPA	97-08	D46-01-216	-25mm	D46-01-516	+25mm
VERSYS-X250	17-19	D46-01-221	-25mm	-	-
VERSYS-X300	17-19	D46-01-221	-25mm	-	-

DRC
REAR SUSPENSION LINK KIT 
LOWDOWN / LIFT UP

- Kit to lift up or lowdown the bike.
- Allows to optimal bike position for a rider by changing seat height, link ratio, caster angle.
- The lowdown type : The amount of descent is designed to maximize the performance without losing the off road function.
- The high lift type : Allows improved nimble steering and better traction as the wheelbase becomes shorter with a steep caster.
- Easy installation with two bolts.
- Black color.

[Important note]
As the link ratio changes, the lowdown type makes the suspension softer, and the high lift type becomes harder. Please re-adjust the front and rear suspension as necessary. Depending on the setting, modification may be required on the side stand in some case.

Measuring rear axle vertical with no Load.



DRC
FF STROKE INDICATOR 48-49 mm 2 pcs

- STROKE INDICATOR for front fork.
- Convenient for suspension setting and confirming 1G.
- For installation, remove the fork and spread it from the top of the outer tube.
- The material is fluororubber, which is excellent in oil resistance, heat resistance, and weather resistance.
- Compatible with inner tube diameters of Φ 48 mm to Φ 49 mm.

Part #
D59-37-248



Part #	Description
D59-52-530	M6 5 pcs
D59-52-540	M8 5 pcs
D59-52-550	M10 5 pcs
D59-52-560	M12 5 pcs
D59-52-565	M12 (KTM) 5 pcs
D59-52-570	M14 5 pcs
D59-52-830	M6 50 pcs
D59-52-840	M8 50 pcs
D59-52-850	M10 50 pcs
D59-52-860	M12 50 pcs
D59-52-865	M12 (KTM) 50 pcs
D59-52-870	M14 50 pcs

DRC
GASKET WASHER

- Aluminum gasket washer can be used for drain bolts or gaskets on your bike.
- 6 different washer sizes available.
- Available 5 pcs pack for personal use, 50 pcs pack for shop use.



DRC
SAFTY WIRE PLATE

- Provides safety wire hooking point on your engine case.
- Place in between engine cover and its bolt near by oil filler or drain bolts.
- Made of stainless steel.
- Comes with 3 plates.

Part #
D58-20-111

EXHAUST

CONTROL

TOURING

ELECTRICAL

BODY PARTS

DRIVE

TOOL

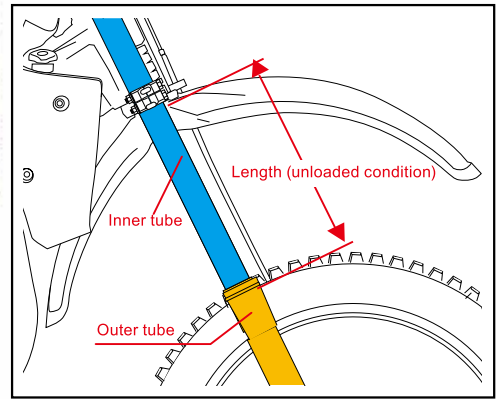
TRANSPORT

GARAGE

ACCESSORIES

DRC
SILICONE FORK BOOTS

- Made of durable and flexible silicone rubber.
- It has a Constant flexibility even in high or low temperature.
- Mat rubber surface finish.
- Protect your inner tube from mud or dirt during your ride.
- Comes with steel attaching bands.



Size	Length	Inner tube diameter	outer tube diameter
Type S	270 - 330 mm	$\phi 31 - \phi 34$ mm, $\phi 35 - \phi 38$ mm	$\phi 50 - \phi 55$ mm, $\phi 56 - \phi 60$ mm
	Length Maximum length	With rubber band	With rubber band
Type L	330 - 400 mm	$\phi 36 - \phi 39$ mm, $\phi 40 - \phi 45$ mm	$\phi 56 - \phi 59$ mm, $\phi 60 - \phi 63$ mm
	Length Maximum length	With rubber band	With rubber band

* Fork boots size may differ for each item due to rubber products. Please refer to above size as a guide.

DRC
SILICONE FORK BOOTS TYPE S



Part #	Color	Reference model
D58-15-311	Black	CRF150F 03-14, CRF230F 03-14, SL230 97-04, XR230/Motard 05-08, XLR125/200 93-95, XL250/Degree 91-95, NX250 88-94
D58-15-312	Blue	SEROW250 05-14, SEROW225 85-04
D58-15-313	Red	DT125/200 85-87, KMX200 87-91, KLX125 10-SUPER SHERPA 97-08, KLE250 93-95
D58-15-315	Yellow	DJEBEL125/200 93-99, SX125/200R 85-91

DRC
SILICONE FORK BOOTS TYPE L



Part #	Color	Reference model
D58-15-711	Black	CRM250 89-90, XLR250/Baja 87-94, XR250(MD30) 95-02, XR250Baja 95-04
D58-15-712	Blue	XR400R 96-06, XR600R 88-00
D58-15-713	Red	CR125/250 81-89, DT125R/200R 88-90
D58-15-714	Green	DT230/LANZA 97-00, TTR250/Raid 93-97, YZ125/250 79-88
D58-15-715	Yellow	KDX220R/SR 94-99, KX125/250 79-88, RMX250S/R 96-98, DR250R/RX 95-05, RM125/250 84-88, DT125/200 85-87, KMX200 87-91, KLX125 10-SUPER SHERPA 97-08, KLE250 93-95, DJEBEL125/200 93-99, SX125/200R 85-91

DRC
FORK BOOTS BAND 2 pcs

- Metal clamp for fork boots corresponding to each fork diameter.
- Useful when changing fork boots. It very optimum item for old models that is not easy to get the stock parts. Sold in pairs.

Part #	Inner fork diameter
D58-15-815	For inner tube diameter 35-38mm (36-40mm band inner diameter) SUS304



DRC
STUCK BELT

- Stuck belt easy to pull bikes from front side when the bikes stacks at mud, sand, steep uphill.
- Made of durable strap belts used on DRC tie down belt, for extreme durability.
- Sewn loops are durable than metal fitting type, works great even pulled with powerful force.
- Rubber ring on both side tighten the loop and hold stuck belt position on front fork secure.
- Available 2 length sizes, 580mm regular size and 700mm long size.
- 580mm regular size for standard dirt bikes, including KTM EXC model.
- 700mm long size for dual sport models and dirt bike comes with head light.
- Black belt color.

Part #	Size
D36-15-118	580mm
D36-15-120	700mm



DRC
STAINLESS BRAKE PIN SET

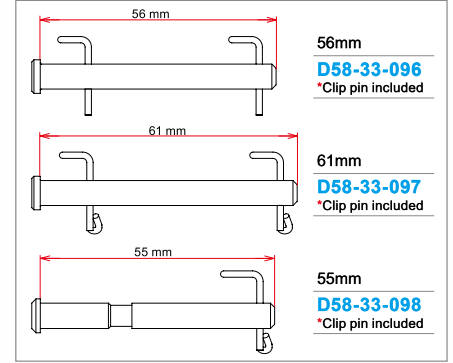
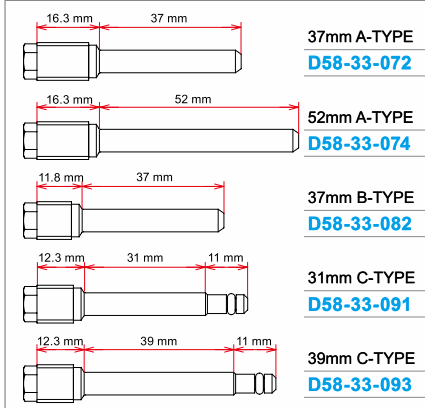
- Features an 8 mm hex head, allowing quick and easy brake pad changes. #1
- Made of SUS304 stainless steel that resists corrosion, heat and galling.
- Comes in a set for each specific configuration.
- Replacement pins are available.

#1 (Excluding D58-33-241,D58-33-242)



CONTENTS LIST

Set Part number	Front	Rear
D58-33-201	37 mm A-TYPE 1 pcs D58-33-072	52 mm A-TYPE 1 pcs D58-33-074
	37 mm A-TYPE 1 pcs D58-33-072	39 mm C-TYPE 1 pcs D58-33-093
D58-33-202	37 mm B-TYPE 1 pcs D58-33-082	52 mm A-TYPE 1 pcs D58-33-074
	-	52 mm A-TYPE 2 pcs D58-33-074
D58-33-221	31 mm C-TYPE 1 pcs D58-33-091	52 mm A-TYPE 1 pcs D58-33-074
	-	52 mm A-TYPE 1 pcs D58-33-097
D58-33-231	-	52 mm A-TYPE 1 pcs D58-33-098
	-	52 mm A-TYPE 1 pcs D58-33-098
D58-33-232	56 mm Front 1 pcs D58-33-096	61 mm Rear 1 pcs D58-33-097
	55 mm 1 pcs D58-33-098	55 mm 1 pcs D58-33-098



Bike	Year	Set	Front	Rear
HONDA				
CR125R	90-01	D58-33-201	D58-33-072	D58-33-074
	02-07	D58-33-202	D58-33-072	D58-33-093
CR250R	90-01	D58-33-201	D58-33-072	D58-33-074
	02-07	D58-33-202	D58-33-072	D58-33-093
CRF250R	04-18	D58-33-202	D58-33-072	D58-33-093
CRF250RX	19-22	D58-33-203	D58-33-091	D58-33-093
	19-22	D58-33-203	D58-33-091	D58-33-093
CRF450R	02-18	D58-33-202	D58-33-072	D58-33-093
CRF450RX	19-22	D58-33-203	D58-33-091	D58-33-093
	17-18	D58-33-202	D58-33-072	D58-33-093
CRF450L	19-20	D58-33-202	D58-33-072	D58-33-093
CRF450RL	21-22	D58-33-202	D58-33-072	D58-33-093
CRF250X	04-17	D58-33-202	D58-33-072	D58-33-093
CRF450X	05-17	D58-33-202	D58-33-072	D58-33-093
CRF250F	19-22	D58-33-202	D58-33-072	D58-33-093
CRM250R/AR	91-98	D58-33-201	D58-33-072	D58-33-074
XR230	05-12	D58-33-201	D58-33-072	D58-33-074
XR250/MOTARD	03-07	D58-33-201	D58-33-072	D58-33-074
SUPER XR/BAJA	95-02	D58-33-201	D58-33-072	D58-33-074
XLR250/BAJA	89-94	D58-33-201	D58-33-072	D58-33-074
XR400MOTARD	05-07	D58-33-201	D58-33-072	D58-33-074
XR400R	95-04	D58-33-201	D58-33-072	D58-33-074
XR600R	89-99	D58-33-201	D58-33-072	D58-33-074
XR650R	00-07	D58-33-201	D58-33-072	D58-33-074
YAMAHA				
YZ125	98-22	D58-33-201	D58-33-072	D58-33-074
YZ250	98-22	D58-33-201	D58-33-072	D58-33-074
YZ250F	01-22	D58-33-201	D58-33-072	D58-33-074
YZ400F	98	D58-33-201	D58-33-072	D58-33-074
YZ426F	00-02	D58-33-201	D58-33-072	D58-33-074
YZ450F	03-22	D58-33-201	D58-33-072	D58-33-074
YZ125X	17-22	D58-33-201	D58-33-072	D58-33-074
YZ250X	16-22	D58-33-201	D58-33-072	D58-33-074
YZ250FX	15-22	D58-33-201	D58-33-072	D58-33-074
YZ450FX	16-22	D58-33-201	D58-33-072	D58-33-074
WR250F	01-22	D58-33-201	D58-33-072	D58-33-074
WR450F	03-22	D58-33-201	D58-33-072	D58-33-074
WR250R	07-20	D58-33-232	D58-33-091	D58-33-074
WR250X	07-17	D58-33-231	D58-33-074	D58-33-074
KAWASAKI				
KX125	95-96	D58-33-201	D58-33-072	D58-33-074
	97-08	D58-33-221	D58-33-082	D58-33-074
KX250	95-96	D58-33-201	D58-33-072	D58-33-074
	97-08	D58-33-221	D58-33-082	D58-33-074
KX250F	04-18	D58-33-221	D58-33-082	D58-33-074
KX250	19-22	D58-33-221	D58-33-082	D58-33-074
KX450F	06-18	D58-33-221	D58-33-082	D58-33-074
KX450	19-22	D58-33-221	D58-33-082	D58-33-074
KX250X	21-22	D58-33-221	D58-33-082	D58-33-074
KX450X	21-22	D58-33-221	D58-33-082	D58-33-074
KLX450R	06-15	D58-33-221	D58-33-082	D58-33-074
KLX250/D-TACKER	98-07	D58-33-201	D58-33-072	D58-33-074
SUZUKI				
RM125	99-04	D58-33-201	D58-33-072	D58-33-074
	05-08	D58-33-202	D58-33-072	D58-33-093
RM250	99-04	D58-33-201	D58-33-072	D58-33-074
	05-08	D58-33-202	D58-33-072	D58-33-093

Bike	Year	Set	Front	Rear
SUZUKI				
RMZ250	04-06	D58-33-221	D58-33-082	D58-33-074
	07	D58-33-201	D58-33-072	D58-33-074
RMZ450	08-22	D58-33-202	D58-33-072	D58-33-093
	05-07	D58-33-201	D58-33-072	D58-33-074
RMX450Z	08-22	D58-33-202	D58-33-072	D58-33-093
	10-19	D58-33-202	D58-33-072	D58-33-093
RMX250S/R	96-98	D58-33-201	D58-33-072	D58-33-074
DRZ400S/R	00-05	D58-33-201	D58-33-072	D58-33-074
DRZ400SM	04-19	D58-33-202	D58-33-072	D58-33-093
KTM				
125-530 SX/SX-F/EXC/EXC TPI/EXC-F/XC/XC TPI/XC-W/XC-F	00-22	D58-33-241	D58-33-096	D58-33-097
HUSQVARNA				
CR/WR125	07-12	D58-33-241	D58-33-096	D58-33-097
TC250	04-13	D58-33-241	D58-33-096	D58-33-097
TC450	04-10	D58-33-241	D58-33-096	D58-33-097
TC510	05-10	D58-33-241	D58-33-096	D58-33-097
TE250	06-13	D58-33-241	D58-33-096	D58-33-097
TE450	06-10	D58-33-241	D58-33-096	D58-33-097
TE510	06-10	D58-33-241	D58-33-096	D58-33-097
TXC250/450/510	08-10	D58-33-241	D58-33-096	D58-33-097
TC125/250	14-17	D58-33-241	D58-33-096	D58-33-097
TC125/250 breombo type only	18-22	D58-33-241	D58-33-096	D58-33-097
TE125-300/I	14-17	D58-33-241	D58-33-096	D58-33-097
FC250-450	18-21	D58-33-242	D58-33-098	D58-33-098
FC250-450 breombo type only	14-17	D58-33-241	D58-33-096	D58-33-097
FE250-501	18-21	D58-33-242	D58-33-098	D58-33-098
TX125	17	D58-33-241	D58-33-096	D58-33-097
	18-19	D58-33-242	D58-33-098	D58-33-098
TX300/I	17	D58-33-241	D58-33-096	D58-33-097
	18-22	D58-33-242	D58-33-098	D58-33-098
FX350/450	17	D58-33-241	D58-33-096	D58-33-097
	18-22	D58-33-242	D58-33-098	D58-33-098
GASGAS				
MC125	21-22	D58-33-241	D58-33-096	D58-33-097
MC250	22	D58-33-241	D58-33-096	D58-33-097
MC250F	21-22	D58-33-241	D58-33-096	D58-33-097
MC350F	22	D58-33-241	D58-33-096	D58-33-097
MC450F	21-22	D58-33-241	D58-33-096	D58-33-097
EX250	22	D58-33-241	D58-33-096	D58-33-097
EX300	21-22	D58-33-241	D58-33-096	D58-33-097
EX250F	21-22	D58-33-241	D58-33-096	D58-33-097
EX350F	21-22	D58-33-241	D58-33-096	D58-33-097
EX450F	21-22	D58-33-241	D58-33-096	D58-33-097

Replacement

DRC
BRAKE PIN CLIP SET breombo

Part #	Front pin	Rear pin
D58-33-095	2pcs	2pcs



DRC
BRAKE PIN CLIP SET magura

Part #	Front pin	Rear pin
D58-33-099	1pcs	1pcs



Please refer to fitting application below for each configuration.



DRC
BRAKE SAVER

- Prevents brake pedal from catching on berms, branches and rocks.
- Available colors: Black, Blue and Red.

Part #	Color
D58-19-100	Black
D58-19-101	Blue
D58-19-103	Red

DRC RADIATOR HOSE

- Durable silicone radiator hose for dirt bikes.
- Available for MX, ED racers and street dirt bikes.
- Smooth inner surface allows for increased coolant flow.
- Available in red, blue and orange colors.

Durable mesh fiber

High heat resistance and durable silicon rubber



Bike	Year	Red	Blue	Hose qty
HONDA				
CRF250R	14-15	D47-01-063	-	5
	16-17	D47-01-033	-	5
	18-21	D47-01-153	-	4
CRF450R	15-16	D47-01-103	-	6
	17-20	D47-01-023	-	4
CRF250RX	21-22	D47-11-003	-	4
CRF450L	19-20	D47-01-153	-	4
CRF450RL	19-20	D47-01-173	-	5
CRF450RL	21-22	D47-01-173	-	5
CRM250R	94-96	D47-01-113	-	4
CRF250L/M	12-20	D47-01-143	-	2
CRF250L	21	D47-11-013	-	2
CRF250RALLY	17-20	D47-01-143	-	2
	21	D47-11-013	-	2
CRF300L	21	D47-11-013	-	2
CRF300RALLY	21	D47-11-013	-	2
YAMAHA				
YZ85	19-21	-	D47-01-612	2
YZ125	05-22	-	D47-01-782	4
YZ250	05-21	-	D47-01-792	4
YZ250F	14-18	-	D47-01-662	4
	19-22	-	D47-01-672	4
YZ450F	14-17	-	D47-01-702	4
YZ450F	18-22	-	D47-01-732	4
YZ125X	17-22	-	D47-01-782	4
YZ250X	16-22	-	D47-01-792	4
YZ250FX	15-19	-	D47-01-752	4
	20-22	-	D47-01-672	4
WR250F	15-19	-	D47-01-752	4
WR250R/X	07-20	D47-01-723	D47-01-722	3
KAWASAKI				
KX85	14-22	D47-01-223	D47-01-222	3
KX100	14-21	D47-01-223	D47-01-222	3
KX112	22	D47-01-223	D47-01-222	3
KX250	05-08	-	D47-01-392	4
KX250F	09-16	-	D47-01-242	5
	17-18	-	D47-01-252	4
KX250	19	-	D47-01-252	4
	20	-	D47-01-262	5
	21-22	-	D47-01-332	5
KX450F	09-15	-	D47-01-282	6
	16-18	-	D47-01-292	6
KX450	19-22	-	D47-01-302	6
KX450X	21-22	-	D47-01-302	6
KLX250/D-TRACKER	93-07	D47-01-313	-	5
KLX250/D-TRACKER X	08-20	D47-01-323	D47-01-322	4
SUZUKI				
RMZ250	07-09	D47-01-443	-	5
	10	D47-01-453	-	3
	19-22	D47-01-512	-	4
RMZ450	18-19	-	D47-01-502	5
DRZ400S/SM	00-17	D47-01-523	D47-01-522	3

Bike	Year	Red	Blue	Orange	Hose qty
KTM					
65SX	16-19	-	-	D47-01-828	2
85SX	04-12	-	-	D47-01-817	2
	13-17	-	-	D47-01-818	2
250SX	19-22	-	D47-02-010	D47-01-910	3
250SX-F	11-12	-	-	D47-01-847	3
250SX-F	16-18	-	-	D47-01-958	3
250SX-F	19-22	-	D47-02-020	D47-01-920	2
350SX-F	16-18	-	-	D47-01-958	3
	19-22	-	D47-02-020	D47-01-920	2
450SX-F	16-18	-	-	D47-01-879	3
	19-22	-	D47-02-030	D47-01-930	3
HUSQVARNA					
WR250/300	06-10	D47-02-193	-	-	4
TE,SMR250	10-11	D47-02-053	-	-	3
SMS/TE630	10-11	D47-02-213	-	-	6
TC85	14-17	-	D47-01-812	-	2
TC125	14-15	-	D47-01-982	-	3
TC250	19-21	-	D47-02-010	D47-01-910	3
FC250	14-15	-	D47-01-952	-	2
	19-21	-	D47-02-020	D47-01-920	2
FC350	14-15	-	D47-01-952	-	2
	19-21	-	D47-02-020	D47-01-920	2
FC450	16-18	-	D47-01-873	-	3
	19-21	-	D47-02-030	D47-01-930	3
GASGAS					
MC250	22	-	D47-02-010	D47-01-910	3
MC250F	21-22	-	D47-02-020	D47-01-920	2
MC350F	22	-	D47-02-020	D47-01-920	2
MC450F	21-22	-	D47-02-030	D47-01-930	3
TM					
MX,EN,SMR/M 250F/450F/630F	05-11	-	D47-02-462	-	4



DRC RADIATOR CAP

- High pressure radiator cap for racing use.
- High pressure of 1.6 kgf / cm² increases coolant's boiling point.
- Prevents the boiling and vaporization of the coolant during hard riding.
- Protects your engine from overheating.

Part #

D47-31-016



EXHAUST



CONTROL



TOURING



ELECTRICAL



BODY PARTS



DRIVE



TOOL



TRANSPORT



GARAGE



ACCESSORIES





DURA LIGHT Type



DURA STD Type

DRC
DURA FRONT SPROCKET

- Front sprocket available from DRC, made of durable SCM 420 steel.
- Great looking black zinc finish for corrosion resistance.
- Front sprockets available for most dirt bikes.
- Lighter front sprocket design available for recent racing models.

EXHAUST

CONTROL

TOURING

ELECTRICAL

BODY PARTS

DRIVE

TOOL

TRANSPORT

GARAGE

ACCESSORIES

** Enter tooth number to complete part number when ordering.

Bike	Year	Size	Part#	Tooth
HONDA				
CR125R	04-07	520	D331-549-**L	13
CR250R	88-07	520	D331-539-**L	13
CR500R	88-01	520	D331-539-**L	13
CRF150R	07-22	420	D331-307-**L	15
CRF250R	04-17	520	D331-549-**L	13
	22	520	D331-539-**L	13
CRF250RX	22	520	D331-539-**L	13
CRF450R	02-22	520	D331-539-**L	13
CRF450RX	17-22	520	D331-539-**L	13
CRF250X	04-17	520	D331-549-**L	13
CRF450X	05-17	520	D331-539-**L	13
TRX450	04-05	520	D331-539-**L	13
YAMAHA				
MX90	74-75	428	D331-404-**L	13,14
MX/YZ125	74-76	428	D331-404-**L	13,14
YZ60	81-84	420	D331-304-**L	13,14
YZ80	81-01	428	D331-404-**L	13,14
YZ85	02-21	428	D331-412-**L	14
YZ125	05-22	520	D331-548-**L	13
YZ250	99-22	520	D331-530-**L	13
YZ250F	01-21	520	D331-548-**L	13
YZ400F	98-99	520	D331-530-**L	13
YZ426F	00-02	520	D331-530-**L	13
YZ450F	03-22	520	D331-530-**L	13
YZ125X	17-22	520	D331-548-**L	13
YZ250X	16-22	520	D331-530-**L	13
YZ250FX	15-22	520	D331-548-**L	13
YZ450FX	16-22	520	D331-530-**L	13
WR250F	01-22	520	D331-548-**L	13
WR250R/X	07-20	520	D331-548-**L	13
WR250Z	99-02	520	D331-530-**L	13
WR400F	98-99	520	D331-530-**L	13
WR426F	00-02	520	D331-530-**L	13
WR450F	03-21	520	D331-530-**L	13
CT1/CT175	70	428	D331-404-**L	13,14
DT1/DT250	68-78	520	D331-530-**L	13
DT125R	88-98	428	D331-412-**L	14
DT200R	88-90	428	D331-412-**L	14
DT230LANZA	97-98	428	D331-412-**L	14
DT400	75-	520	D331-530-**L	13
DT50LW(17W)	82-96	420	D331-304-**L	13,14
DT90	74-76	428	D331-404-**L	13,14
HT1/HT90	70	428	D331-404-**L	13,14
PW80	83-06	420	D331-304-**L	13,14
RT1/RT360/DT360	69-74	520	D331-530-**L	13
TDR125	89-	428	D331-412-**L	14
TDR250	91	520	D331-530-**L	13
TT500	76	520	D331-530-**L	13
TTR50	06-17	420	D331-304-**L	13,14
TTR90	00-07	420	D331-304-**L	13,14
TTR110	08-22	420	D331-304-**L	13,14
TY125	76-89	428	D331-404-**L	13,14
TY175	77-80	428	D331-404-**L	13,14
XT500	76-81	520	D331-530-**L	13
TA125	73-74	428	D331-404-**L	13,14
KAWASAKI				
KX60	83-00	420	D331-304-**L	13,14
KX65	00-22	420	D331-304-**L	13,14
KX80/85/100	79-22	420	D331-304-**L	13,14
KX112	22	420	D331-304-**L	13,14
KX250	99-08	520	D331-530-**L	13
KX250F	06-18	520	D331-547-**L	13
KX250	19-22	520	D331-547-**L	13
KX250X	21-22	520	D331-547-**L	13
KX450F	06-18	520	D331-530-**L	13
KX450	19-22	520	D331-530-**L	13
KX450X	21-22	520	D331-530-**L	13
KLX450R	08-09	520	D331-530-**L	13
NINJA650/R	09-16	520	D331-530-**L	13
SUZUKI				
RM80	82-01	428	D331-404-**L	13,14
RM85	02-19	428	D331-404-**L	13,14
RM125	75	428	D331-404-**L	13,14
RM-Z250	13-15	520	D331-524-**L	13
RM-Z450	13-14	520	D331-541-**L	13
RMX450Z	10-17	520	D331-541-**L	13
RA125	84	428	D331-404-**L	13,14
TM125	73-75	428	D331-404-**L	13,14

DURA LIGHT Type

Bike	Year	Size	Part#	Tooth
SUZUKI				
TS90	70	428	D331-404-**L	13,14
TS125	71-81	428	D331-404-**L	13,14
LT80	87-88	428	D331-404-**L	13,14
RV125	73-74	428	D331-404-**L	13,14
KTM				
85SX	03-17	428	D331-411-**L	14
125SX	98-22	520	D331-537-**L	13,14
150SX	09-22	520	D331-537-**L	13,14
250SX	94-22	520	D331-537-**L	13,14
250SX-F	06-22	520	D331-537-**L	13,14
350SX-F	11-22	520	D331-537-**L	13,14
450SX-F	07-22	520	D331-537-**L	13,14
125EXC	96-16	520	D331-537-**L	13,14
200EXC	97-16	520	D331-537-**L	13,14
250EXC/TPI	97-22	520	D331-537-**L	13,14
300EXC/TPI	96-22	520	D331-537-**L	13,14
250EXC-F	06-22	520	D331-537-**L	13,14
350EXC-F	12-22	520	D331-537-**L	13,14
450EXC/F	03-22	520	D331-537-**L	13,14
500EXC/F	12-22	520	D331-537-**L	13,14
530EXC	08-11	520	D331-537-**L	13,14
150XC	10-14	520	D331-537-**L	13,14
250XC	06-22	520	D331-537-**L	13,14
300XC	06-22	520	D331-537-**L	13,14
250XC-F	07-22	520	D331-537-**L	13,14
350XC-F	11-22	520	D331-537-**L	13,14
450XC-F	08-22	520	D331-537-**L	13,14
125XC-W	17-18	520	D331-537-**L	13,14
150XC-W	17-22	520	D331-537-**L	13,14
200XC-W	06-16	520	D331-537-**L	13,14
250XC-W	06-22	520	D331-537-**L	13,14
300XC-W	06-22	520	D331-537-**L	13,14
250XCF-W	06-16	520	D331-537-**L	13,14
350XCF-W	12-22	520	D331-537-**L	13,14
450XC-W	07-16	520	D331-537-**L	13,14
500XC-W	12-16	520	D331-537-**L	13,14
530XC-W	09-10	520	D331-537-**L	13,14
FREERIDE250F	18-19	520	D331-537-**L	13,14
FREERIDE250R	14-17	520	D331-537-**L	13,14
FREERIDE350	12-17	520	D331-537-**L	13,14
HUSQVARNA				
TC85	14-17	428	D331-411-**L	14
TC125	14-22	520	D331-537-**L	13,14
TC250	14-22	520	D331-537-**L	13,14
FC250	14-22	520	D331-537-**L	13,14
FC350	14-22	520	D331-537-**L	13,14
FC450	14-22	520	D331-537-**L	13,14
TE125	14-16	520	D331-537-**L	13,14
TE150/I	17-22	520	D331-537-**L	13,14
TE250/I	14-22	520	D331-537-**L	13,14
TE300/I	14-22	520	D331-537-**L	13,14
FE250	14-22	520	D331-537-**L	13,14
FE350	14-22	520	D331-537-**L	13,14
FE450	14-22	520	D331-537-**L	13,14
FE501	14-22	520	D331-537-**L	13,14
TX125	17-19	520	D331-537-**L	13,14
TX300/I	17-22	520	D331-537-**L	13,14
FX350	17-22	520	D331-537-**L	13,14
FX450	17-22	520	D331-537-**L	13,14
GASGAS				
200/250/350/400/450	97-13	520	D331-536-**L	13
MC125	21-22	520	D331-537-**L	13,14
MC250	22	520	D331-537-**L	13,14
MC250F	21-22	520	D331-537-**L	13,14
MC350F	22	520	D331-537-**L	13,14
MC450F	21-22	520	D331-537-**L	13,14
EC250/300	21-22	520	D331-537-**L	13,14
EC250F/350F	21-22	520	D331-537-**L	13,14
EX250	22	520	D331-537-**L	13,14
EX300	21-22	520	D331-537-**L	13,14
EX250F/350F/450F	21-22	520	D331-537-**L	13,14
BETA				
RR2T 125	18-22	520	D331-537-**L	13,14
RR2T 200	19-22	520	D331-537-**L	13,14
RR2T 250/300	15-22	520	D331-537-**L	13,14
RR4T 350/390/430/480	15-22	520	D331-537-**L	13,14
X-TRAINER250	17-22	520	D331-537-**L	13,14
X-TRAINER300	15-22	520	D331-537-**L	13,14

** Enter tooth number to complete part number when ordering.

Bike	Year	Size	Part#	Tooth
HONDA				
CR50/60	83-86	420	D331-303.**	13,14,15
CR80R	80-85	420	D331-303.**	13,14,15
CR85R	86-02	420	D331-308.**	13,14,15
CR125M	03-07	420	D331-308.**	13,14,15
	74-78	428	D331-408.**	13,14,15,16,17
	79-85	520	D331-507.**	13,14
CR125R	86	520	D331-546.**	13
	87-03	520	D331-545.**	12,13,14
	04-07	520	D331-549.**	12,13,14
CR250M	73-77	520	D331-504.**	13,14
CR250R	79-85	520	D331-511.**	14
	88-07	520	D331-539.**	13,14
CR450/480/500R	81-85	520	D331-511.**	14
CR500R	88-01	520	D331-539.**	13,14
CRF150R	07-22	420	D331-307.**	14,15,16
	04-17	520	D331-549.**	12,13,14
CRF250R	18-21	520	D331-554.**	13
	22	520	D331-539.**	13,14
CRF250RX	19-21	520	D331-554.**	13
	22	520	D331-539.**	13,14
CRF450R	02-22	520	D331-539.**	13,14
CRF450RX	17-22	520	D331-539.**	13,14
CRF250X	04-17	520	D331-549.**	12,13,14
CRF450X	05-17	520	D331-539.**	13,14
CRF110F	13-22	420	D331-303.**	13,14,15
CRF125F	14-22	428	D331-402.**	13,14
CRF150F	03-17	520	D331-508.**	12,13,14
CRF230F	03-19	520	D331-508.**	12,13,14
CRF250F	19-22	520	D331-521.**	12,13,14
CROSS CUB110	18-21	428	D331-418.**	14,15
CRF150L	18	428	D331-408.**	13,14,15,16
CRF250L/M	12-21	520	D331-521.**	12,13,14
CRF250L(S)/RALLY(S)	21	520	D331-521.**	12,13,14
CRF250RALLY	17-20	520	D331-521.**	12,13,14
CRF300L/L RALLY	21	520	D331-521.**	12,13,14
CRM50/80	88-98	420	D331-303.**	13,14,15
CRM250R	89-90	520	D331-542.**	13,14
CRM250R/AR	91-99	520	D331-543.**	13,14,15
CT250SILKROAD	82	520	D331-518.**	12,13,14
EZ9	90	428	D331-409.**	14,15
FMX650	05-08	520	D331-534.**	14,15
FTR223	00-14	520	D331-508.**	12,13,14
	85	520	D331-507.**	13,14
FTR250	86	520	D331-506.**	12,13,14
	76	520	D331-504.**	13,14
MR250	74-76	428	D331-408.**	13,14,15,16,17
MT125	74-76	520	D331-504.**	13,14
MT250	74-76	520	D331-504.**	13,14
MTX50R	85	420	D331-303.**	13,14,15
MTX80R	85	420	D331-303.**	13,14,15
MTX125R	83	428	D331-409.**	14,15
MTX200R	83-88	520	D331-507.**	13,14
NX125	88-90	428	D331-409.**	14,15
NX650	88	520	D331-518.**	12,13,14
RTL250	94-04	520	D331-506.**	11,12,13
SL125	73	428	D331-409.**	14,15
SL230	97-04	520	D331-508.**	12,13,14
SL250	72-74	520	D331-519.**	13,14,15
SLR650	97-01	520	D331-534.**	14,15
TL125	73-76	428	D331-409.**	14,15
TLM200	85-87	520	D331-506.**	11,12,13
TLM220	88-93	520	D331-506.**	11,12,13
TLM240	86	520	D331-506.**	11,12,13
TLM260	86	520	D331-506.**	11,12,13
TLM260	93	520	D331-506.**	11,12,13
TLR200	83	520	D331-506.**	11,12,13
TLR250	85-87	520	D331-510.**	14
XL50S	80	420	D331-303.**	13,14,15
XL80S	80	420	D331-303.**	13,14,15
XL125K	75-78	428	D331-409.**	14,15
XL125S	79-81	428	D331-409.**	14,15
XL125R	82-85	428	D331-409.**	14,15
XL175	76	520	D331-504.**	13,14
XL200R	83	520	D331-507.**	13,14
XL230	02-03	520	D331-508.**	12,13,14
XL250 DEGREE	91-95	520	D331-521.**	12,13,14
XL250K	76-78	520	D331-519.**	13,14,15
XL250S	79-82	520	D331-519.**	13,14,15
XL250R	83	520	D331-518.**	12,13,14
XL400/500/600S/R	78-88	520	D331-518.**	12,13,14
XLR80	90	420	D331-303.**	13,14,15
XLR125	93-97	428	D331-408.**	13,14,15,16,17
XLR200	93-	520	D331-508.**	12,13,14
XLR250	85-86	520	D331-508.**	12,13,14
XLR250/BAJA(MD20/22)	87-94	428	D331-408.**	13,14,15,16,17
XLR250 520COMBART	87-94	520	D331-508.**	12,13,14
XLX250	84	520	D331-505.**	13,14
XR50/100MOTARD	05-08	420	D331-303.**	13,14,15
XR50/CRF50F	02-17	420	D331-308.**	13,14,15
XR70	97-99	420	D331-303.**	13,14,15
XR70R/CRF70F	00-12	420	D331-308.**	13,14,15
XR75/80R/CRF80F	73-13	420	D331-303.**	13,14,15
XR100/R/CRF100F	81-13	428	D331-403.**	14,15,16
XR125L	03-07	428	D331-408.**	13,14,15,16,17
XR200	80-02	520	D331-507.**	13,14
XR230/M	05-12	520	D331-508.**	12,13,14
XR250/BAJA/MOTARD (MD30)	95-07	520	D331-521.**	12,13,14
	79-81	520	D331-519.**	13,14,15
XR250	82-83	520	D331-518.**	12,13,14
	84-87	520	D331-507.**	13,14
XR250R (ME06)	88-95	520	D331-508.**	12,13,14
XR250R (ME08)	96-05	520	D331-521.**	12,13,14
XR350R	83-84	520	D331-505.**	13,14
	85-87	520	D331-510.**	14
XR400MOTARD	05-08	520	D331-543.**	13,14,15
XR400R	96-04	520	D331-543.**	13,14,15
XR500/600	79-90	520	D331-518.**	12,13,14
XR600R	91-00	520	D331-527.**	14,15
XR650L	93-20	520	D331-527.**	14,15
XR650R	00-07	520	D331-529.**	14,15
ATC200X	83-85	520	D331-507.**	13,14
ATC250R	83-86	520	D331-511.**	14
ATC350	85-86	520	D331-510.**	14
TRX200		520	D331-504.**	13,14
TRX250R	86-89	520	D331-511.**	14
TRX400	05-14	520	D331-527.**	14,15
TRX450	04-05	520	D331-539.**	13,14
Z50R	88-99	420	D331-303.**	13,14,15
CB125	73-86	428	D331-409.**	14,15
CB200	75	520	D331-504.**	13,14
CB223S		520	D331-508.**	12,13,14
CBF250	04-05	520	D331-521.**	12,13,14
CL200	75	520	D331-504.**	13,14
FX650	99-01	520	D331-534.**	14,15
GB250	85-	520	D331-505.**	13,14
NSR50	87-	420	D331-303.**	13,14,15
SUPER CUB110	18-19	428	D331-418.**	14,15
REBEL250	88	520	D331-505.**	13,14

Bike	Year	Size	Part#	Tooth
YAMAHA				
MX90	74-75	428	D331-404.**	13,14,15
MX/YZ125	74-76	428	D331-404.**	13,14,15
YZ50	80	420	D331-301.**	12,13,14,15
YZ60	81-84	420	D331-304.**	12,13,14,15
	74-77	420	D331-301.**	12,13,14,15
YZ80	78-80	428	D331-401.**	13,14
	81-01	428	D331-404.**	13,14,15
YZ85	02-21	428	D331-412.**	13,14,15,16,17
	77-86	520	D331-501.**	12,13
YZ125	87-04	520	D331-535.**	13,14,15
	05-22	520	D331-548.**	12,13,14
YZ175	76	520	D331-501.**	12,13
	77-98	520	D331-513.**	13,14,15,16
YZ250	99-22	520	D331-530.**	12,13,14
YZ250F	01-21	520	D331-548.**	12,13,14
YZ400F	98-99	520	D331-530.**	12,13,14
YZ426F	00-02	520	D331-530.**	12,13,14
YZ450F	03-22	520	D331-530.**	12,13,14
YZ125X	17-22	520	D331-548.**	12,13,14
YZ250X	16-22	520	D331-530.**	12,13,14
YZ250FX	15-22	520	D331-548.**	12,13,14
YZ450FX	16-22	520	D331-530.**	12,13,14
WR125	98-02	520	D331-535.**	13,14,15
WR200	91	520	D331-535.**	13,14,15
WR250F	01-22	520	D331-548.**	12,13,14
WR155R	20	428	D331-406.**	14,15,16
WR250R/X	07-20	520	D331-548.**	12,13,14
	89-98	520	D331-513.**	13,14,15,16
	99-02	520	D331-530.**	12,13,14
WR400F	89-99	520	D331-530.**	12,13,14
WR426F	00-02	520	D331-530.**	12,13,14
WR450F	03-21	520	D331-530.**	12,13,14
AG200	85	428	D331-406.**	14,15,16
BW200	85-88	520	D331-501.**	12,13
BW350	87-88	520	D331-501.**	12,13
CT1/CT175	70	428	D331-404.**	13,14,15
DT1/DT250	68-78	520	D331-530.**	12,13,14
DT125R	85-87	428	D331-406.**	14,15,16
	88-98	428	D331-412.**	13,14,15,16,17
DT125R 520COMBART	88-98	520	D331-535.**	13,14,15
DT200R	88-90	428	D331-412.**	13,14,15,16,17
DT200R 520COMBART	88-90	520	D331-535.**	13,14,15
DT200WR	91-94	520	D331-535.**	13,14,15
DT230LANZA 520COMBART	97-98	520	D331-535.**	13,14,15
DT230LANZA	97-98	428	D331-412.**	13,14,15,16,17
DT400	75-	520	D331-530.**	12,13,14
DT50LW(17W)	82-96	420	D331-304.**	12,13,14,15
DT90	74-76	428	D331-404.**	13,14,15
FT50	71	420	D331-301.**	12,13,14,15
GT50		420	D331-301.**	12,13,14,15
GT80		420	D331-301.**	12,13,14,15
HT1/HT90	70	428	D331-404.**	13,14,15
IT175	77-83	520	D331-501.**	12,13
IT200	84-86	520	D331-501.**	12,13
JT60	71	420	D331-301.**	12,13,14,15
PW80	83-06	420	D331-304.**	12,13,14,15
RT1/RT360/DT360	69-74	520	D331-530.**	12,13,14
SEROW225	85-04	428	D331-406.**	14,15,16
SEROW250	05-20	428	D331-415.**	

** Enter tooth number to complete part number when ordering.

Bike	Year	Size	Part#	Tooth
KAWASAKI				
KX60	83-00	420	D331-304-**	12,13,14,15
KX65	00-22	420	D331-304-**	12,13,14,15
KX80/85/100	79-22	420	D331-304-**	12,13,14,15
KX112	22	420	D331-304-**	12,13,14,15
KX125	80-93	520	D331-501-**	12,13
	94-08	520	D331-509-**	12,13,14,15
	74-86	520	D331-514-**	13,14
KX250	87-98	520	D331-513-**	13,14,15,16
	99-08	520	D331-530-**	12,13,14
	80-82	520	D331-514-**	13,14
KX420	83-86	520	D331-514-**	13,14
KX500	87-04	520	D331-513-**	13,14,15,16
	04-05	520	D331-520-**	13
KX250F	06-18	520	D331-547-**	12,13,14
KX250	19-22	520	D331-547-**	12,13,14
KX250X	21-22	520	D331-547-**	12,13,14
KX450F	06-18	520	D331-530-**	12,13,14
KX450	19-22	520	D331-530-**	12,13,14
KX450X	21-22	520	D331-530-**	12,13,14
KLX450R	08-09	520	D331-530-**	12,13,14
125TR	71-73	428	D331-406-**	13,14,15,16
175TR	71-73	428	D331-406-**	13,14,15,16
250TR (F11) 520COMBART	73-76	520	D331-517-**	15
250TR	02-14	520	D331-533-**	14,15
350TR(F5) 520COMBART	71	520	D331-517-**	15
AE50/80	81	420	D331-302-**	13,14,15
D-TRACKER125	10-16	428	D331-416-**	13
D-TRACKER/X	01-16	520	D331-532-**	13,14,15
KD125	75-79	428	D331-406-**	13,14,15,16
KD175	76-79	428	D331-406-**	13,14,15,16
KDX125SR	90-99	428	D331-405-**	13,14,15,16
KDX175	79-82	520	D331-501-**	12,13
	83	520	D331-501-**	12,13
KDX200	84-88	520	D331-513-**	13,14,15,16
KDX200R	89-93	520	D331-513-**	13,14,15,16
KDX200SR	89-93	520	D331-513-**	13,14,15,16
KDX220R	94-05	520	D331-513-**	13,14,15,16
KDX220SR	94-99	520	D331-513-**	13,14,15,16
KDX250	82-85	520	D331-514-**	13,14
KDX250R	91-94	520	D331-513-**	13,14,15,16
KDX250SR	91-94	520	D331-513-**	13,14,15,16
KDX400	79	520	D331-514-**	13,14
KDX420	80-81	520	D331-514-**	13,14
KDX450	82	520	D331-514-**	13,14
KL250	79-83	520	D331-513-**	13,14,15,16
KLE250	93-95	520	D331-533-**	14,15
KLE400	91-99	520	D331-533-**	14,15
KLE500	01-07	520	D331-533-**	14,15
KLR250	84-05	520	D331-533-**	14,15
KLR600	84-86	520	D331-533-**	14,15
KLR650R	89-17	520	D331-533-**	14,15
KLT200	80-84	520	D331-514-**	13,14
KLT250	82-84	520	D331-514-**	13,14
KLX110/L	02-20	420	D331-302-**	13,14,15
KLX110R L	21-22	420	D331-302-**	13,14,15
KLX125	10-16	428	D331-416-**	13
KLX150BF	16	428	D331-416-**	13
KLX230	20	520	D331-532-**	13,14,15
KLX230R	20	520	D331-532-**	13,14,15
KLX250	01-16	520	D331-532-**	13,14,15
KLX250R	93-00	520	D331-513-**	13,14,15,16
KLX250SR/ES	93-00	520	D331-513-**	13,14,15,16
KLX300R	96-07	520	D331-513-**	13,14,15,16
KMX125	86-89	428	D331-405-**	13,14,15,16
KMX200	87-91	428	D331-405-**	13,14,15,16
SUPER SHERPA	97-09	520	D331-513-**	13,14,15,16
KXT250	84-86	520	D331-514-**	13,14
A1 520COMBART	69	520	D331-517-**	15
250SS 520COMBART	72	520	D331-517-**	15
AR50	81	420	D331-302-**	13,14,15
AR80	81	420	D331-302-**	13,14,15
BJ250		520	D331-533-**	14,15
CS250	85	520	D331-533-**	14,15
EN500	96-00	520	D331-533-**	14,15
EX500		520	D331-533-**	14,15
GPX400R		520	D331-533-**	14,15
GPZ400R		520	D331-533-**	14,15
GPZ550		520	D331-533-**	14,15
KH250 520COMBART	75-82	520	D331-517-**	15
KR-1	88-	520	D331-533-**	14,15
KV75	75	420	D331-301-**	12,13,14,15
NINJA250/R	08-17	520	D331-532-**	13,14,15
NINJA250SL	15-16	520	D331-532-**	13,14,15
NINJA650/R	09-16	520	D331-530-**	12,13,14
Z250	13-17	520	D331-532-**	13,14,15
Z250SL	16-17	520	D331-532-**	13,14,15
ZX-6R	03-06	520	D331-529-**	14,15
ZXR400		520	D331-533-**	14,15

Bike	Year	Size	Part#	Tooth
SUZUKI				
RM80	77-81	428	D331-401-**	13,14
	82-01	428	D331-404-**	13,14,15
RM85	02-19	428	D331-404-**	13,14,15
RM125	75	428	D331-404-**	13,14,15
RM125 520COMBART	75-79	520	D331-544-**	12,13
RM125	76-79	428	D331-414-**	13,14
	80-08	520	D331-544-**	12,13
	75-81	520	D331-552-**	13,14,15
RM250	82-08	520	D331-523-**	12,14,15
	04-06	520	D331-520-**	13
	07-12	520	D331-544-**	12,13
RM-Z250	13-15	520	D331-524-**	13,14
	05-12	520	D331-540-**	13,14
	13-14	520	D331-541-**	13,14
RMX450Z	10-17	520	D331-541-**	13,14
250SB	02-06	520	D331-532-**	13,14,15
DF125	97-	428	D331-413-**	14,16
DF200	97-	520	D331-525-**	15
DJEBEL125	93-	428	D331-413-**	14,16
DJEBEL200	93-04	520	D331-525-**	15
DJEBEL250	96	520	D331-523-**	12,14,15
DR/SP250	82-85	520	D331-526-**	13,14
DR/SP370	78-82	520	D331-526-**	13,14
DR125S	80-85	428	D331-414-**	13,14
DR250R	95-00	520	D331-523-**	12,14,15
DR250S/350S	90-93	520	D331-523-**	12,14,15
DR400	79-80	520	D331-526-**	13,14
DR500	81-83	520	D331-526-**	13,14
DR600	85-89	520	D331-516-**	16
DR650RSE	90-95	520	D331-516-**	16
DR750	88-89	520	D331-517-**	15
DR800	88-93	520	D331-517-**	15
DR-Z70	08-17	428	D331-401-**	13,14
DR-Z125	03-16	428	D331-413-**	14,16
DR-Z400R/E/S/SM	00-17	520	D331-523-**	12,14,15
JR50	80	420	D331-301-**	12,13,14,15
JR80	82-04	428	D331-401-**	13,14
OM50	76	420	D331-301-**	12,13,14,15
PE250	78-82	520	D331-552-**	13,14,15
PE400	80-81	520	D331-552-**	13,14,15
RA125	84	428	D331-404-**	13,14,15
RH250-88	88	520	D331-523-**	12,14,15
RMX250R	89-98	520	D331-523-**	12,14,15
RMX250S	92-98	520	D331-523-**	12,14,15
SP400	79-80	520	D331-526-**	13,14
SP500	81-83	520	D331-526-**	13,14
SX125	85-	428	D331-413-**	14,16
SX200	85	520	D331-523-**	12,14,15
TM125	73-75	428	D331-404-**	13,14,15
TM250 520COMBART	72-75	520	D331-509-**	12,13,14,15
TM400 520COMBART	71-75	520	D331-509-**	12,13,14,15
TS50	79-82	420	D331-301-**	12,13,14,15
TS50W	83-95	420	D331-305-**	12,13,14
TM75	74	420	D331-301-**	12,13,14,15
TS90	70	428	D331-404-**	13,14,15
TS125	71-81	428	D331-404-**	13,14,15
TS125R 520COMBART	89	520	D331-502-**	14
TS125R	89-97	428	D331-405-**	13,14,15,16
TS200R	89-96	520	D331-502-**	14
TS250 520COMBART	71-76	520	D331-509-**	12,13,14,15
TS250 520COMBART	77-81	520	D331-523-**	12,14,15
LT80	87-88	428	D331-404-**	13,14,15
LT250	85-92	520	D331-523-**	12,14,15
AC50	69	420	D331-301-**	12,13,14,15
DS250 520COMBART	80	520	D331-523-**	12,14,15
GN125	80	428	D331-414-**	13,14
GN250	82-88	520	D331-526-**	13,14
GN400	80-82	520	D331-526-**	13,14
GS125	80	428	D331-414-**	13,14
GT250 520COMBART	73-77	520	D331-509-**	12,13,14,15
OR50	76	420	D331-301-**	12,13,14,15
RG50	90-	425	D331-305-**	12,13,14
RG200	92-	520	D331-502-**	14
RV50	72	420	D331-301-**	12,13,14,15
RV125	73-74	428	D331-404-**	13,14,15
TU250GRASSTRACKER		520	D331-526-**	13,14
VANVAN200	02-	520	D331-502-**	14
WOLF200	92-	520	D331-502-**	14

EXHAUST

CONTROL

TOURING

ELECTRICAL

BODY PARTS

DRIVE

TOOL

TRANSPORT

GARAGE

ACCESSORIES


** Enter tooth number to complete part number when ordering.

Bike	Year	Size	Part#	Tooth
KTM				
65SX	98-22	420	D331-306.**	12,13,14
85SX	03-17	428	D331-411.**	13,14
125SX	98-22	520	D331-537.**	12,13,14,15
150SX	09-22	520	D331-537.**	12,13,14,15
250SX	94-22	520	D331-537.**	12,13,14,15
250SX-F	06-22	520	D331-537.**	12,13,14,15
350SX-F	11-22	520	D331-537.**	12,13,14,15
450SX-F	07-22	520	D331-537.**	12,13,14,15
125EXC	96-16	520	D331-537.**	12,13,14,15
200EXC	97-16	520	D331-537.**	12,13,14,15
250EXC/TPI	97-22	520	D331-537.**	12,13,14,15
300EXC/TPI	96-22	520	D331-537.**	12,13,14,15
250EXC-F	06-22	520	D331-537.**	12,13,14,15
350EXC-F	12-22	520	D331-537.**	12,13,14,15
450EXC/F	03-22	520	D331-537.**	12,13,14,15
500EXC/F	12-22	520	D331-537.**	12,13,14,15
530EXC	08-11	520	D331-537.**	12,13,14,15
150XC	10-14	520	D331-537.**	12,13,14,15
250XC	06-22	520	D331-537.**	12,13,14,15
300XC	06-22	520	D331-537.**	12,13,14,15
250XC-F	07-22	520	D331-537.**	12,13,14,15
350XC-F	11-22	520	D331-537.**	12,13,14,15
450XC-F	08-22	520	D331-537.**	12,13,14,15
125XC-W	17-18	520	D331-537.**	12,13,14,15
150XC-W	17-22	520	D331-537.**	12,13,14,15
200XC-W	06-16	520	D331-537.**	12,13,14,15
250XC-W	06-22	520	D331-537.**	12,13,14,15
300XC-W	06-22	520	D331-537.**	12,13,14,15
250XCF-W	06-16	520	D331-537.**	12,13,14,15
350XCF-W	12-22	520	D331-537.**	12,13,14,15
450XC-W	07-16	520	D331-537.**	12,13,14,15
500XC-W	12-16	520	D331-537.**	12,13,14,15
530XC-W	09-10	520	D331-537.**	12,13,14,15
FREERIDE250F	18-19	520	D331-537.**	12,13,14,15
FREERIDE250R	14-17	520	D331-537.**	12,13,14,15
FREERIDE350	12-17	520	D331-537.**	12,13,14,15
690ENDURO/R	08-21	520	D331-538.**	14,15,16
690DUKE	08-16	520	D331-538.**	14,15,16
690SMC/R	08-21	520	D331-538.**	14,15,16
HUSQVARNA				
CR125/WR125	98-08	520	D331-553.**	13
TE250/350/400/510/610	90-08	520	D331-551.**	12,13,14,15,16
WR250	00-08	520	D331-551.**	12,13,14,15,16
WR360	00-08	520	D331-551.**	12,13,14,15,16
TC65	17-22	420	D331-306.**	12,13,14
TC85	14-17	428	D331-411.**	13,14
TC125	14-22	520	D331-537.**	12,13,14,15
TC250	14-22	520	D331-537.**	12,13,14,15
FC250	14-22	520	D331-537.**	12,13,14,15
FC350	14-22	520	D331-537.**	12,13,14,15
FC450	14-22	520	D331-537.**	12,13,14,15
TE125	14-16	520	D331-537.**	12,13,14,15
TE150/I	17-22	520	D331-537.**	12,13,14,15
TE250/I	14-22	520	D331-537.**	12,13,14,15
TE300/I	14-22	520	D331-537.**	12,13,14,15
FE250	14-22	520	D331-537.**	12,13,14,15
FE350	14-22	520	D331-537.**	12,13,14,15
FE450	14-22	520	D331-537.**	12,13,14,15
FE501	14-22	520	D331-537.**	12,13,14,15
TX125	17-19	520	D331-537.**	12,13,14,15
TX300/I	17-22	520	D331-537.**	12,13,14,15
FX350	17-22	520	D331-537.**	12,13,14,15
FX450	17-22	520	D331-537.**	12,13,14,15
701 ENDURO	16-21	520	D331-538.**	14,15,16
701SUPER MOTO	16-21	520	D331-538.**	14,15,16
GASGAS				
GASGAS125EC	03-14	520	D331-535.**	13,14,15
GASGAS200/250/350/400/450	97-13	520	D331-536.**	13
MC65	21-22	420	D331-306.**	12,13,14
MC125	21-22	520	D331-537.**	12,13,14,15
MC250	22	520	D331-537.**	12,13,14,15
MC250F	21-22	520	D331-537.**	12,13,14,15
MC350F	22	520	D331-537.**	12,13,14,15
MC450F	21-22	520	D331-537.**	12,13,14,15
EC250	21-22	520	D331-537.**	12,13,14,15
EC300	21-22	520	D331-537.**	12,13,14,15
EC250F	21-22	520	D331-537.**	12,13,14,15
EC350F	21-22	520	D331-537.**	12,13,14,15
EX250	22	520	D331-537.**	12,13,14,15
EX300	21-22	520	D331-537.**	12,13,14,15
EX250F	21-22	520	D331-537.**	12,13,14,15
EX350F	21-22	520	D331-537.**	12,13,14,15
EX450F	21-22	520	D331-537.**	12,13,14,15
BETA				
RR2T 125	18-22	520	D331-537.**	12,13,14,15
RR2T 200	19-22	520	D331-537.**	12,13,14,15
RR2T 250	15-22	520	D331-537.**	12,13,14,15
RR2T 300	15-22	520	D331-537.**	12,13,14,15
RR4T 350	15-22	520	D331-537.**	12,13,14,15
RR4T 390	15-22	520	D331-537.**	12,13,14,15
RR4T 430	15-22	520	D331-537.**	12,13,14,15
RR4T 480	15-22	520	D331-537.**	12,13,14,15
X-TRAINER250	17-22	520	D331-537.**	12,13,14,15
X-TRAINER300	15-22	520	D331-537.**	12,13,14,15

EXHAUST



CONTROL



TOURING



ELECTRICAL



BODY PARTS



DRIVE



TOOL



TRANSPORT



GARAGE



ACCESSORIES





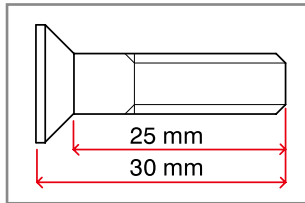
DRC
DURA REAR SPROCKET

- Made of durable heat treated steel that is stronger and longer lasting than aluminum sprockets.
- The best balanced, durable and light weight design. 30% lighter than standard steel sprockets available on the market.
- Precision laser cut for the lightest steel sprocket design.

DRC
SPROCKET BOLT / NUT SET

- Sprocket mounting hardware.
- Kit includes 6, 8 mm tapered bolts, 6 washers and 6 locking nuts.
- Can be used for most dirt bikes.

Part #	Bolt Size
D58-32-282	M8 x 25 mm



DRC
CHAIN ROLLER

- More durable than stock
- Available in 3 diameter sizes.
- Colors available: black, blue and red.

S size (32 mm)		L size (42 mm)	
Part #	Color	Part #	Color
D47-41-341	Black	D47-41-441	Black
D47-41-342	Blue	D47-41-442	Blue
D47-41-343	Red	D47-41-443	Red

M size (36 mm)		
Part #	Color	
D47-41-641	Black	Upper
D47-41-642	Blue	
D47-41-643	Red	
		Lower





** Enter tooth number to complete part number when ordering.

Bike	Year	Size	Part number	Tooth
HONDA				
CR80R/85R	85-07	420	D34-01-0**	46,47,48,49,50,51,55,56,57
CRF150R	07-22	420	D34-01-0**	46,47,48,49,50,51,55,56,57
CRF100F/XR100R	91-12	428	D34-05-0**	49,50,51
CRF125F	14-22	428	D34-05-0**	49,50,51
CR125R/250R	87-07	520	D34-02-0**	39,40,41,42,43,44,45,46,47,48,49,50,51,52,53
CRF150F/230F	03-19	520	D34-02-0**	39,40,41,42,43,44,45,46,47,48,49,50,51,52,53
CRF250F	19-22	520	D34-02-0**	39,40,41,42,43,44,45,46,47,48,49,50,51,52,53
CRF250R	04-22	520	D34-02-0**	39,40,41,42,43,44,45,46,47,48,49,50,51,52,53
CRF450R	02-22	520	D34-02-0**	39,40,41,42,43,44,45,46,47,48,49,50,51,52,53
CRF250RX	19-22	520	D34-02-0**	39,40,41,42,43,44,45,46,47,48,49,50,51,52,53
CRF450RX	17-22	520	D34-02-0**	39,40,41,42,43,44,45,46,47,48,49,50,51,52,53
CRF450L	19-20	520	D34-02-0**	39,40,41,42,43,44,45,46,47,48,49,50,51,52,53
CRF450RL	21-22	520	D34-02-0**	39,40,41,42,43,44,45,46,47,48,49,50,51,52,53
CRF250X/450X	04-22	520	D34-02-0**	39,40,41,42,43,44,45,46,47,48,49,50,51,52,53
XR250R(ME06)	90-95	520	D34-03-0**	39,40,42,44,45,46,48
XR250R(ME08) XR400R	96-05	520	D34-02-0**	39,40,41,42,43,44,45,46,47,48,49,50,51,52,53
XR600R, XR650L	91-20	520	D34-03-0**	39,40,42,44,45,46,48
XR650R	00-07	520	D34-02-0**	39,40,41,42,43,44,45,46,47,48,49,50,51,52,53
CRM50/80	88-97	420	D34-01-0**	46,47,48,49,50,51,55,56,57
CROSS CUB110	18-21	428	D34-06-0**	35,37
SL230	97-04	520	D34-02-0**	39,40,41,42,43,44,45,46,47,48,49,50,51,52,53
XR230	05-12	520	D34-02-0**	39,40,41,42,43,44,45,46,47,48,49,50,51,52,53
XR250/BAJA/MOTARD (MD30)	95-07	520	D34-02-0**	39,40,41,42,43,44,45,46,47,48,49,50,51,52,53
CRF250L/M	12-20	520	D34-03-0**	39,40,42,44,45,46,48
CRF250L	21	520	D34-06-3**	40,44
CRF250RALLY	17-20	520	D34-03-0**	39,40,42,44,45,46,48
CRF300L	21	520	D34-08-3**	40,44
CRF300L RALLY	21	520	D34-08-3**	40,44
CRM250R	89-96	520	D34-03-0**	39,40,42,44,45,46,48
CRM250AR	97-98	520	D34-02-0**	39,40,41,42,43,44,45,46,47,48,49,50,51,52,53
SUPER CUB110	18-20	428	D34-06-0**	35,37
YAMAHA				
YZ80/85	93-21	428	D34-31-0**	46,47,48,49,50,51,52,53
YZ125/250	85-98	520	D34-51-0**	44,45,46,47,48,49,50,51
YZ250F	99-22	520	D34-52-0**	42,43,44,45,46,47,48,49,50,51,52
YZ400-450F	01-22	520	D34-52-0**	42,43,44,45,46,47,48,49,50,51,52
YZ125X	99-22	520	D34-52-0**	42,43,44,45,46,47,48,49,50,51,52
YZ250X	17-22	520	D34-52-0**	42,43,44,45,46,47,48,49,50,51,52
YZ250FX	16-22	520	D34-52-0**	42,43,44,45,46,47,48,49,50,51,52
YZ450FX	15-22	520	D34-52-0**	42,43,44,45,46,47,48,49,50,51,52
WR250F	16-22	520	D34-52-0**	42,43,44,45,46,47,48,49,50,51,52
WR250F	01-22	520	D34-52-0**	42,43,44,45,46,47,48,49,50,51,52
WR400F-450F	99-22	520	D34-52-0**	42,43,44,45,46,47,48,49,50,51,52
WR250	89-01	520	D34-51-0**	44,45,46,47,48,49,50,51
TDR50/80	88-	428	D34-53-0**	49,54
TTR125	02-17	428	D34-53-0**	49,54
XTZ125	03-17	428	D34-53-0**	49,54
DT125R	-87	428	D34-53-0**	49,54
DT125R/200R DT230LANZA	88-	428	D34-54-0**	53,55,57
DT125R/200R DT230LANZA(428-520COMBART) #1	88-	520	D34-51-0**	44,45,46,47,48,49,50,51
DT200WR #1	91-94	520	D34-51-0**	44,45,46,47,48,49,50,51
SEROW225W/W/E	93-99	428	D34-55-0**	45,48,50
SEROW225W/E #3	00-04	428	D34-55-0**	45,48,50
SEROW250 #3	05-20	428	D34-55-0**	45,48,50
TRICKER #3	04-18	428	D34-55-0**	45,48,50
TT250R #1	93-97	520	D34-51-0**	44,45,46,47,48,49,50,51
TT250R RAID	94-96	428	D34-54-0**	53,55,57
TT250R RAID (428-520COMBART) #1	94-96	520	D34-51-0**	44,45,46,47,48,49,50,51
WR250RX #1	07-20	520	D34-52-0**	42,43,44,45,46,47,48,49,50,51,52
XT250	08-21	428	D34-55-0**	45,48,50
KAWASAKI				
KX65	01-22	420	D34-20-0**	46,47,48
KX80/85/100	90-21	420	D34-22-0**	49,50,51,52
KX112	22	420	D34-22-0**	49,50,51,52
KX125/250	90-08	520	D34-24-0**	39,40,41,42,43,44,45,46,47,48,49,50,51,52,53
KX250F	04-18	520	D34-24-0**	39,40,41,42,43,44,45,46,47,48,49,50,51,52,53
KX250	19-22	520	D34-24-0**	39,40,41,42,43,44,45,46,47,48,49,50,51,52,53
KX450F	06-18	520	D34-24-0**	39,40,41,42,43,44,45,46,47,48,49,50,51,52,53
KX450	19-22	520	D34-24-0**	39,40,41,42,43,44,45,46,47,48,49,50,51,52,53
KLX450R	08-15	520	D34-24-0**	39,40,41,42,43,44,45,46,47,48,49,50,51,52,53
KX250X	21-22	520	D34-24-0**	39,40,41,42,43,44,45,46,47,48,49,50,51,52,53
KX450X	21-22	520	D34-24-0**	39,40,41,42,43,44,45,46,47,48,49,50,51,52,53
KLX125/D-TRACKER125	10-16	428	D34-25-0**	44,47,49
KLX150BF	16	428	D34-25-0**	44,47,49
KLX150S	09-13	428	D34-25-0**	44,47,49
KLX230	20-21	520	D34-24-0**	39,40,41,42,43,44,45,46,47,48,49,50,51,52,53
KLX230R	20-21	520	D34-24-0**	39,40,41,42,43,44,45,46,47,48,49,50,51,52,53
KDX125SR	90-99	428	D34-26-0**	50,52,54
KDX125SR (428-520COMBART)	90-99	520	D34-24-0**	39,40,41,42,43,44,45,46,47,48,49,50,51,52,53
KDX200-250R/SR	89-	520	D34-24-0**	39,40,41,42,43,44,45,46,47,48,49,50,51,52,53
KLX250/300R/SR/ES	93-20	520	D34-24-0**	39,40,41,42,43,44,45,46,47,48,49,50,51,52,53
D-TRACKER	98-16	520	D34-24-0**	39,40,41,42,43,44,45,46,47,48,49,50,51,52,53
SUZUKI				
RM80/85	89-20	428	D34-31-0**	46,47,48,49,50,51,52,53
RM125/250	89-08	520	D34-32-0**	40,41,42,43,44,45,46,47,48,49,50,51,52
RM-Z250	04-06	520	D34-24-0**	39,40,41,42,43,44,45,46,47,48,49,50,51,52,53
RM-Z450	07-22	520	D34-32-0**	40,41,42,43,44,45,46,47,48,49,50,51,52
RMX450Z	05-22	520	D34-32-0**	40,41,42,43,44,45,46,47,48,49,50,51,52
TS125R (428-520COMBART)	10-17	520	D34-32-0**	40,41,42,43,44,45,46,47,48,49,50,51,52
TS200R	90-96	520	D34-32-0**	40,41,42,43,44,45,46,47,48,49,50,51,52
SX125R, DJEBEL125, DF125, DR125 (428-520COMBART)	89-	520	D34-32-0**	40,41,42,43,44,45,46,47,48,49,50,51,52
SX200R, DJEBEL200, DF200, DR200SE	89-	520	D34-36-0**	45
RMX250S/R	89-98	520	D34-32-0**	40,41,42,43,44,45,46,47,48,49,50,51,52
DR250S/DJEBEL250	90-94	520	D34-33-0**	41,42,43,44,45,46,47,48,49,50,51,52
DR250R/DJEBEL250XC	95-08	520	D34-32-0**	40,41,42,43,44,45,46,47,48,49,50,51,52
DRZ400R	00-05	520	D34-32-0**	40,41,42,43,44,45,46,47,48,49,50,51,52
DRZ400S(JAPAN)	00-03	520	D34-32-0**	40,41,42,43,44,45,46,47,48,49,50,51,52
DRZ400S(US)	04-09	520	D34-33-0**	41,42,43,44,45,46,47,48,49,50,51,52
DRZ400SM(US)	00-19	520	D34-32-0**	40,41,42,43,44,45,46,47,48,49,50,51,52
DRZ400SM #2(JAPAN)	05-09	520	D34-33-0**	41,42,43,44,45,46,47,48,49,50,51,52
DRZ400SM(US)	05-19	520	D34-32-0**	40,41,42,43,44,45,46,47,48,49,50,51,52
K T M				
85SX	03-22	428	D34-77-0**	46,47,48,49,50
125-690 SX/SXF/EXC/EXC-F/EXC-R/XC/XCVR/SMR	91-22	520	D34-75-0**	38,39,40,41,42,43,44,45,46,47,48,49,50,51,52
HUSABERG				
350-650 FC/FE/FS	00-08	520	D34-75-0**	38,39,40,41,42,43,44,45,46,47,48,49,50,51,52
HUSQVARNA				
WR/CR/TE/TC/TXC/SM/SMR 125-610	90-08	520	D34-33-0**	41,42,43,44,45,46,47,48,49,50,51,52
TC85	14-22	428	D34-77-0**	46,47,48,49,50
TC/TE/FC/FE/TX/FX 125-501	14-22	520	D34-75-0**	38,39,40,41,42,43,44,45,46,47,48,49,50,51,52
701ENDURO	16-21	520	D34-75-0**	38,39,40,41,42,43,44,45,46,47,48,49,50,51,52
GAS GAS				
125-515cc (EC/FSR MC SM)	97-08	520	D34-33-0**	41,42,43,44,45,46,47,48,49,50,51,52
MC85	21-22	428	D34-77-0**	46,47,48,49,50
MC125	21-22	520	D34-75-0**	38,39,40,41,42,43,44,45,46,47,48,49,50,51,52
MC250	22	520	D34-75-0**	38,39,40,41,42,43,44,45,46,47,48,49,50,51,52
MC250F	21-22	520	D34-75-0**	38,39,40,41,42,43,44,45,46,47,48,49,50,51,52
MC350F	22	520	D34-75-0**	38,39,40,41,42,43,44,45,46,47,48,49,50,51,52
MC450F	21-22	520	D34-75-0**	38,39,40,41,42,43,44,45,46,47,48,49,50,51,52
EC250	21-22	520	D34-75-0**	38,39,40,41,42,43,44,45,46,47,48,49,50,51,52
EC300	21-22	520	D34-75-0**	38,39,40,41,42,43,44,45,46,47,48,49,50,51,52
EC250F	21-22	520	D34-75-0**	38,39,40,41,42,43,44,45,46,47,48,49,50,51,52
EC350F	21-22	520	D34-75-0**	38,39,40,41,42,43,44,45,46,47,48,49,50,51,52
EX250	22	520	D34-75-0**	38,39,40,41,42,43,44,45,46,47,48,49,50,51,52
EX300	21-22	520	D34-75-0**	38,39,40,41,42,43,44,45,46,47,48,49,50,51,52
EX250F	21-22	520	D34-75-0**	38,39,40,41,42,43,44,45,46,47,48,49,50,51,52
EX350F	21-22	520	D34-75-0**	38,39,40,41,42,43,44,45,46,47,48,49,50,51,52
EX450F	21-22	520	D34-75-0**	38,39,40,41,42,43,44,45,46,47,48,49,50,51,52

#1 DRC Tapered bolts and nuts set are required for fitting #2 Singapore and Japan models use. #3 D34-90-101 SPROCKET ADAPTER are required for fitting

EXHAUST



CONTROL



TOURING



ELECTRICAL



BODY PARTS



DRIVE



TOOL



TRANSPORT



GARAGE



ACCESSORIES



DRC PRO SPOKE WRENCH

- Interchangeable tips to fit 8 sizes of spoke nipples.
- Main shaft is CNC precision machined from 7000 grade aluminum and designed for optimum grip.
- Tips are made of heat treated steel for strength.
- Available in 3 hard anodized colors.
- Standard and mini sizes available.

Tips Size 5.6 - 7.0 (Standard)
(5.6 / 5.8 / 6.0 / 6.2 / 6.4 / 6.6 / 6.8 / 7.0 mm)

Part #	Color
D59-15-060	Ti-Color
D59-15-061	Red
D59-15-062	Blue

Tips Size 4.0 - 6.2 (Mini)
(4.0 / 4.4 / 5.0 / 5.2 / 5.6 / 5.8 / 6.0 / 6.2 mm)

Part #	Color
D59-15-160	Ti-Color
D59-15-161	Red
D59-15-162	Blue



EXHAUST



CONTROL



TOURING



DRC SPOKE WRENCH CRF50/DRZ50

- Spoke wrench for CRF / XR50, DRZ50 / 70 and KX65.
- Tip size is 4.0 mm for stock CRF / XR50, DRZ50 / 70 and KX65 spoke nipples, 5.0 mm size for after market spoke nipples.
- Made of durable steel.

Part #	Tips Size
D59-15-900	4.0 mm & 5.0 mm

DRC BEAD CREAM

- Compact bead cream fits any tool box.
- Comes in a compact plastic case. (Net : 40 g)
- Includes application sponge.

Part #
D51-50-120



ELECTRICAL



BODY PARTS



DRIVE



TOOL



TRANSPORT



GARAGE



ACCESSORIES



DRC AIR VALVE BIG NUT

- Nut for valve stem that can be used without a wrench.
- Also for use as a tool to help pull the air valve stem when changing the tire and keep the valve stem out when pumping the air in.
- Knurled surface is easy to turn.

Part #	Color	Size
D59-04-220	Red	W 20 mm x T 6 mm



Before



Hard to approach with tool and to pump air in.

After



DRC PRO SPOON TIRE IRON WITH WRENCH

- One end fits the axle nut, the other end is a tire tool.
- Made of heat treated steel.
- 25 cm (10") to 26.5 cm (10.6") wrench length.
- Wrench available in 6 sizes.

Part #	Wrench Size	Part #	Wrench Size
D59-10-917	17 mm	D59-10-924	24 mm
D59-10-919	19 mm	D59-10-927	27 mm
D59-10-922	22 mm	D59-10-932	32 mm



Bike	Year	Front	Rear
HONDA			
CR80R/85R		19mm	22mm
CR125R/250R		22mm	32mm
CRF150R	07-22	22mm	24mm
CRF250R/450R	02-22	22mm	32mm
CRF450RX	17-22	22mm	32mm
CRF250X/450X	04-22	22mm	32mm
CRM50/80		19mm	22mm
CRM250/R/AR		19mm	24mm
CRF250L/M	12-16	17mm	24mm
	17-21	-	24mm
CRF250L(S)	21	-	24mm
CRF250RALLY	17-21	-	24mm
CRF250RALLY(S)	21	-	24mm
CRF300L	21	-	24mm
CRF300RALLY	21	-	24mm
XR230		17mm	24mm
SUPER XR250/BAJA		17mm	24mm

Bike	Year	Front	Rear
YAMAHA			
YZ125/250	-22	22mm	27mm
	-08	22mm	27mm
YZ250F	09	22mm	32mm
	10-22	22mm	30mm
	-08	22mm	27mm
YZ450F	09	22mm	32mm
	10-22	22mm	30mm
YZ125X	17-22	22mm	27mm
YZ250X	16-22	22mm	27mm
YZ250FX	15-22	22mm	27mm
YZ450FX	16-22	22mm	27mm
WR250F/450F	-22	22mm	27mm
DT230LANZA		17mm	27mm
SEROW225		22mm	22mm
SEROW225WE		22mm	19mm
XT250/SEROW250	05-20	19mm	19mm
TT250R/RAID		17mm	24mm
WR250R/X	07-20	22mm	27mm
KAWASAKI			
KX65		17mm	17mm
KX85/100	-21	17mm	18mm
KX112	22	17mm	18mm
KX125/250	-08	22mm	32mm
KX250F/450F	04-18	22mm	32mm
KX250/450	19-22	22mm	32mm
KLX450R	08-	22mm	32mm
KLX125	10-16	17mm	22mm
D-TRACKER125	10-16	17mm	22mm
KLX250	98-07	17mm	27mm
D-TRACKER	98-07	17mm	27mm
KLX250	08-20	19mm	27mm
D-TRACEKR X	08-16	19mm	27mm
SUPER SHERPA		17mm	22mm

Bike	Year	Front	Rear
SUZUKI			
RM125/250	-08	21mm	32mm
RMZ250	04-06	22mm	32mm
	07-20	21mm	32mm
RMZ450	05-20	21mm	32mm
RMX250S/R		19mm	24mm
DJEBEL125/200		17mm	19mm
DJEBEL250		19mm	19mm
DR250S		17mm	24mm
DR250R		19mm	24mm
DRZ400S/SM	00-19	24mm	24mm
250SB		17mm	27mm
KTM			
85SX		14mm	27mm
125-450SX/SX-F/XC-F	-12	27mm	27mm
125-450SX/SX-F/XC-F	13-	27mm	32mm
125-450EXC/EXC-F/XC-W		27mm	27mm
FREERIDE250R/350		14mm	27mm
HUSQVARNA			
TC85	14-22	14mm	27mm
TC125	14-15	27mm	27mm
	16-22	27mm	32mm
	14-16	27mm	27mm
TC250	17-22	27mm	32mm
	14-15	27mm	27mm
FC250/350/450	16-22	27mm	32mm
FC250/450(US)	15-22	27mm	32mm
TE/FE125-501	14-22	27mm	27mm
TX125	17-19	27mm	27mm
TX300	17-22	27mm	32mm
FX350/450	17-22	27mm	32mm

DRC
BEAD HOLDER

- Keeps the tire bead down during the tire change.
- Hooks over the spoke and pushes down on the bead for easy tire installation.
- Durable rubber grip for easy operation.

Part #
D59-11-071



STEP 1

Insert the tire bead into the wheel rim after installing the tube.

STEP 2

Insert lever part of the bead holder into the wheel rim and hook over spoke as shown above picture.

STEP 3

Keep the tool inserted and insert the tire bead into the wheel rim.

STEP 4

Tire bead won't come off with bead keeper. Smooth and easy operation.

DRC
AIR VALVE PULLER

- Easy to pull the air valve stem through the hole on the rim.
- Useful during tire changes and flat repairs.
- Air valve puller head may also be used for air valve core removal.

Part #	Color
D59-38-201	Black
D59-38-202	Red
D59-38-203	Blue



MXA RATING

★★★★★

This simple little tool is worth its weight in gold when it comes time to go valve stem fishing.

STEP 1

Pass air valve puller head through the hole.

STEP 2

Install valve puller head on air valve on the tube.

STEP 3

Replace air valve in the tire.

STEP 4

Pull on the air valve wire. The air valve will appear.



DRC
TIRE IRON 400 mm

- Standard tire lever.
- Long length for easy operation for hard tire removal.
- Made of durable heat treated steel.

Part #
D59-10-006



DRC
PRO SPOON TIRE IRON

- Designed for all types of tire changing needs.
- The bend of the lever and wide spoon area is designed for quick and easy tire removal.
- The durable rubber grip provides better grip.
- Available in 2 different lengths.

Part #	Size
D59-10-113	230 mm (9.2")
D59-10-012	260 mm (10.4")



DRC
AIR VALVE EXTENSION

- Extension air valve changes the valve angle.
- Great for use on small wheel motorcycle, motard wheels with a big brake disc.
- For use with straight type air pump hose.

Part #
D58-10-006



DRC
AIR VALVE EXTENSION with HOSE

- Air valve extension with a hose.
- Easy to operate with flexible rubber hose.
- Hose length : 150 mm

Part #
D58-12-110

DRC
AIR VALVE CORE DRIVER

- Valve core remover designed for quick operation.
- Remover tip is made of chrome molybdenum steel for durability.
- Aluminum knurled grip.
- Length : 45 mm

Part #	Color
D59-04-100	Ti-Color
D59-04-103	Red



DRC
Air Valve Core

- Replacement air valve core.
- Wide temperature range (-54°C~150°C/-65.2F~302F)
- Constructed to provide a good seal. Sold in pairs.

Part #
D58-12-002



DRC
Cold Patch

- Tube-type motorcycle tire repair kit.
- Large, medium and small patches included.
- Comes with metal scuffer and rubber cement tube in plastic case.
- Replacement rubber cement available.

Part #
D43-02-110



EXHAUST



CONTROL



TOURING



ELECTRICAL



BODY PARTS



DRIVE



TOOL



TRANSPORT



GARAGE



ACCESSORIES





Air can be filled while checking the air pressure.



Presta / Schrader

Motorcycle / MTB

Dual stroke

DRC
C304 2-WAY Mini Pump

- Mini pump for motorcycles and mountain bikes.
- Double action is used to fill the air by both pushing and pulling.
- Aluminum body with excellent lightweight and compactness.
- Embossed finish T-shaped grip prevents slippage and easy to fill the air.
- Includes a gauge that allows you to fill the air while checking the air pressure.
- Reversible adapter for Schrader Valve and French valve.
- Comes with a cycle holder that can be attached to a MTB.

Maximum pressur	: 820kPa/120psi
Body size	: L270 X W40 X H25mm
Weight	: 132g

Part #
D59-35-304



Presta / Schrader

Motorcycle / MTB

Floor type



DRC
C302 MINI FLOOR PUMP

- Floor pump style for stable air pumping.
- Compact design for portability.
- T-handle for easier inflation.
- Rotating and extendable hose for easy operation.

Maximum pressur	: 960 kPa / 140 psi
Body size	: L 275 x W 50 x H 30 mm (Folded position)
Hose length	: 300 mm
Weight	: 153 g

Part #
D59-35-302



360 degree rotating hose

Folding position

Presta / Schrader

Motorcycle / MTB

DRC
G101/G102 AIR GAUGE

- Air gauge specially designed for motorcycle and mountain bike.
- Micro adjust button for sensitive air reduction adjustment.




G101



G102

Pressur range	: 0 - 400 kPa (58 psi)
Body size	: L 105 x W 50 x H 30 mm
Weight	: 95 g
Part #	D59-36-101

Pressur range	: 0 - 200 kPa (29 psi)
Body size	: L 105 x W 50 x H 30 mm
Weight	: 95 g
Part #	D59-36-102



Schrader

Presta

Micro adjust button

GYROSTAND2

DRC
HARDWARE

DRC GYRO STAND 2

- A folding stand that makes it easy to adjust wheel runout, balance, and check bearings all in one unit.
- It is useful not only for maintenance of laced wheels, but also for restoring old bikes and reassembling rims of other models.
- Rim sizes up to 23 inches and rim widths up to 5 inches can be used.
- Compatible with wheel bearings with an inner diameter of 15 mm or more.
- Wheel balance adjustment is available up to 21 inches.

Part #
D36-52-130

DRC OPTIONAL 10mm SHAFT SET

- For wheel bearings with inner diameters from 10mm to 15mm.

Part #
D36-52-191



Wheel Balance

Double bearing roller for wheel balancing.

Wheel Truing Bearing Check

Lock wheel rod for wheel truing and bearing check.

MXA RATING



Given its reasonable price, the DRC Gyro stand could pay for itself in a couple of do-it-yourself wheels-truing sessions.



The dial gauge is not included.

A dial gauge can be attached to the pipe in front using a magnetic base. The truing can be taken with higher accuracy.

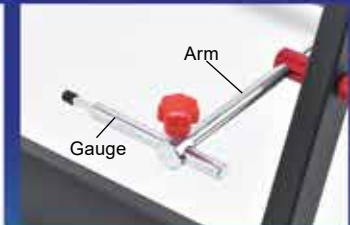
FUNCTION



Folds up to take up no extra space and is easy to carry around.
Width 340mm x Length 370mm x Height 110mm



For runout adjustment and bearing check, set the shaft in the holder and tighten the black knob to fix it.



Adjust the vertical and horizontal runout by moving the arm and gauge to match the wheel.



Shaft and clamp head for bearing inner diameter of 15mm or more. Clamp the hub with the clamp head and fix the wheel. Optional 10mm shaft set - For wheel bearings with inner diameters from 10mm to 15mm. D36-52-191



A ring-type stopper on the shaft prevents from misalignment to the left or right when balancing.



For balancing, the double bearing rollers allow for smooth and accurate operation.



The gauge section can be measured in increments of 5mm and 2mm. The tip is rubberized to prevent damage to the rim surface.

EXHAUST



CONTROL



TOURING



ELECTRICAL



BODY PARTS



DRIVE



TOOL



TRANSPORT



GARAGE



ACCESSORIES



173

DRC
PRO CHAIN TOOL

- Designed to break, press side plates and rivet most 420, 428, 520, 525 and 530 standard and O-ring chains.
- Light weight aluminum body.
- Straight forward parts construction.
- Conveniently store cut and rivet pins in the handle.
- Fits nicely in the tool box and no loose parts.
- Replacement cut pins and rivet pin available.

Part #

[D59-16-112](#)



Stored in handle

EXHAUST

CONTROL

TOURING

REPLACEMENT PARTS



Replacement anvil set

Part #

[D59-16-142](#)



Replacement cut pin set

Part #

[D59-16-143](#)



Replacement rivet pin

Part #

[D59-16-144](#)

ELECTRICAL

BODY PARTS

DRC
ALUMINUM CHAIN CUTTER

- Very compact chain cutter for 420 to 520 size chains.
- Compact design for easy storage.
- Chain cutter body is made of light weight aluminum.
- Cutting pin is made of durable chromoly.
- Available in 3 anodized colors, silver, black and blue.

Part #

Color

[D59-16-340](#)

Silver

[D59-16-351](#)

Black

[D59-16-352](#)

Blue



Replacement pin



Part #

[D59-16-333](#)



TOOL

TRANSPORT

DRC
CHAIN BRUSH

- Drive chain cleaning brush.
- "L" shaped brush easily cleans the chain.
- Aluminum tube handle designed for comfortable operation.
- Available in blue, red and titanium anodized handle colors.
- Replacement brushes available.

Part #

Color

[D59-22-001](#)

Blue

[D59-22-002](#)

Red

[D59-22-003](#)

Ti-Color

Replacement brushes set

Part #

[D59-22-990](#)



ACCESSORIES



Gauge for chain play



Extension ratio shown by percentage.



Can be used as gauge for chain play.



A. Lightly attach Chain Checker on the chain roller.



B. Lower the measuring nib. Extension rate will be shown on measuring nib where it touches the chain roller.

DRC
CHAIN CHECKER

- Chain extension ratio checker. Very easy to check chain extension on your bike.
- Chain sizes from 420,428,520,525 and 530 can be checked.
- Chain play gauge is printed on the body.

Part #

[D59-16-801](#)

Bike	Type
HONDA	
CR85R/125R/250R	B
CRF150R	C
CRF250R/X	C
CRF450R/X	B
CRF250L/M	C
XR50/100MOTARD	C
XR230	D
XR250/MOTARD	C
XR400MOTARD	D
XR650R	B
YAMAHA	
YZ85/125/250	B
YZ250F/450F	C
YZ250FX	C
WR250F/450F	C
TT-R50E/125LWE	C
WR250R/X	C
SEROW225/250	D
KAWASAKI	
KX65/85/125/250	B
KX250F/450F	C
KLX110	C
KLX250/450R	C
SUPER SHERPA	C

Bike	Type
SUZUKI	
RM85/125/250	B
RMZ250/450	C
DJEBEL250	C
DRZ400	C
KTM	
SX65/85/125/250	B
SX-F250/450	C
EXC125/200/250	B
EXC-F250	C
EXC-R400/450/525	D
950SER	C
HUSQVARNA	
TE250/450	C
GASGAS	
EC125/200/250	B
APRILIA	
RXV450	C



DRC
PLUG PROTECTOR

- Protects the plugs in your tool box.
- Available in 3 sizes.
- The clear cap allows you to identify the plug without opening.

B-Type (14 mm)

Part #	Color
D58-14-016	Clear/Red

C-Type (10 mm)

Part #	Color
D58-14-215	Clear/Blue

D-Type (12 mm)

Part #	Color
D58-14-115	Clear/Blue
D58-14-117	Clear/Black



DRC
WIRE OILER

- To inject lubricant into cable housing.
- Available in 3 hard anodized colors.

Part #	Color	Replacement inner rubber
D59-18-131	Ti-Color	D59-18-199
D59-18-132	Red	
D59-18-133	Black	



DRC
STEERING STEM TOOL

- Wrench for steering stem nut.
- Compact head design for easy operation at narrow stem space.
- Loosens stem nut size.
- Handy size, wrench thickness : 6.0mm.- Made of durable steel, electro coating finish with DRC logo.

Part #

[D59-12-112](#)

EXHAUST



CONTROL



TOURING



ELECTRICAL



BODY PARTS



DRIVE



TOOL



TRANSPORT




GARAGE



ACCESSORIES





Throttle tube cut



Handlebar cut 1



Can be held by vise



Comes with 5 mm hole drilling guide for handlebar.



Handlebar cut 2



DRC
HANDLE BAR SAW GUIDE

- Saw guide designed to easily cut handlebar and throttle tube.
- Make your handlebar cut easy and vertically.
- Comes with 5 mm hole drilling guide for handlebar.
- * Do not over tighten when you set this saw guide on throttle tube.
- * Do not use electric saw with this kit.

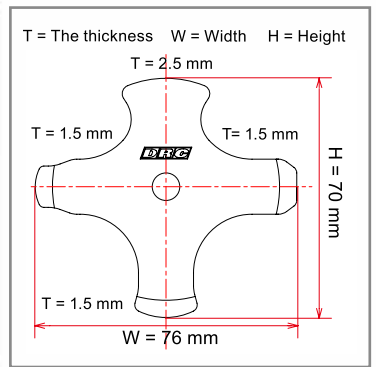
Part #	Cutting pipe size
D59-45-211	From 22.2 mm to 26.8 mm



DRC
TIMING PLUG WRENCH

- Wrench can be used for most motorcycle engine plugs.
- Comes with 4 different wrench sizes.
- Made of durable steel with black electro coating finish for less corrosion.
- Can be used for helmet visor screws.

Part #	Size
D59-45-101	W : 76 mm x H : 70 mm



DRC
OIL BOTTLE

- Portable 2 Stroke oil bottle.
- Easy to mix fuel for your 2 Stroke at gas station.
- Measures 5 cc and 30 cc.
- Small enough to fit almost anywhere.

Part #
D59-44-020



DRC
SPRING HOOK

- Easy exhaust spring removal.
- Excellent grip with the PVC coated handle.

Part #
D59-08-020

EXHAUST

CONTROL

TOURING

ELECTRICAL

BODY PARTS



DRIVE

TOOL

TRANSPORT

GARAGE

ACCESSORIES



ENZO DRC VALVE SETTING PLATE

- ENZO DRC co-developed product.
- Designed to stack suspension valve shims during your suspension work.
- Can hold front and rear suspension valve shims.

Part #
ED59-37-220

Set pin and screw pin	
Pin 6 mm : 4 pcs	Screw pin 6 mm : 4 pcs
Pin 8 mm : 2 pcs	Screw pin 8 mm : 2 pcs
Pin 12 mm : 2 pcs	Screw pin 12 mm : 2 pcs



EXHAUST



CONTROL



TOURING



ELECTRICAL



BODY PARTS



DRIVE



ENZO DRC REAR SHOCK VALVING PLATE

- ENZO DRC co-developed product.
- Specially designed for rear shock valving.
- Compatible with valve inner diameter of $\Phi 12$ mm.
- Special seal head insert is included.
- Work for rod outer diameter of $\Phi 16$ mm and $\Phi 18$ mm.
- A $\Phi 6$ mm hole is to set on the workbench.

Part #
ED59-37-300

Set pin and screw pin	
Pin 12 mm : 2 pcs	Screw pin 12 mm : 4 pcs
Seal head in seart $\Phi 16$ mm : 1 pc	Seal head in seart $\Phi 18$ mm : 1 pc



TOOL



TRANSPORT



GARAGE



ACCESSORIES



ENZO DRC CARTRIDGE STAND

- ENZO DRC co-developed product.
- Suspension inner cartridge stand makes pouring oil and assembling compression valve into the cartridge easy.
- Can be used as oil drainage stand.
- Aluminum body made will not damage your suspension components. Does not include pan.
- Size : H 352 mm x W 260 mm (13.85 inch x 10.2 inch)

Part #
ED59-37-230





EXHAUST



CONTROL



TOURING



BASE VALVE WRENCH

- ENZO DRC co-developed product.
- Designed to remove and tighten front fork compression valve cap.
- Available KYB AOS, KYB PSF1, SHOWA and WP corn valve suspensions.
- Size : 60 mm diameter. 1/2"DR

Part #	Products	Color
ED59-37-201	KYB AOS	Black
ED59-37-202	KYB PSF1	Blue
ED59-37-203	SHOWA AOS	Red
ED59-37-204	WP CONE VALVE	Orange
ED59-37-205	WP AER	Silver

Bike	Year	Front Fork	Part #	Bike	Year	Front Fork	Part #
HONDA				GASGAS			
CRF250R	18-22	SHOWA AOS	ED59-37-203	ENDURO GP250	18-20	KYB AOS	ED59-37-201
CRF450R	09-12	KYB AOS	ED59-37-201	ENDURO GP300	18-20	KYB AOS	ED59-37-201
	17-22	SHOWA AOS	ED59-37-203	MC125	21-22	WP AER	ED59-37-205
CRF250RX	19-22	SHOWA AOS	ED59-37-203	MC250F	21-22	WP AER	ED59-37-205
CRF450RX	19-22	SHOWA AOS	ED59-37-203	MC450F	21-22	WP AER	ED59-37-205
CRF450X	17-22	SHOWA AOS	ED59-37-203	EX250F	21-22	WP AER	ED59-37-205
CRF450L	19-20	SHOWA AOS	ED59-37-203	EX300	21-22	WP AER	ED59-37-205
CRF450RL	21-22	SHOWA AOS	ED59-37-203	EX350F/450F	21-22	WP AER	ED59-37-205
YAMAHA				SHERCO			
YZ125	05-22	KYB AOS	ED59-37-201	250SE FACTORY	19-22	KYB AOS	ED59-37-201
YZ250	05-22	KYB AOS	ED59-37-201	300SE FACTORY	19-22	KYB AOS	ED59-37-201
YZ250F	05-22	KYB AOS	ED59-37-201	250SEF FACTORY	19-22	KYB AOS	ED59-37-201
YZ450F	05-22	KYB AOS	ED59-37-201	300SEF FACTORY	19-22	KYB AOS	ED59-37-201
YZ125X	17-22	KYB AOS	ED59-37-201	450SEF FACTORY	19-22	KYB AOS	ED59-37-201
YZ250X	16-22	KYB AOS	ED59-37-201	500SEF FACTORY	19-21	KYB AOS	ED59-37-201
YZ250FX	15-22	KYB AOS	ED59-37-201	125SC FACTORY	19-20	KYB AOS	ED59-37-201
YZ450FX	16-22	KYB AOS	ED59-37-201	250SC FACTORY	19-20	KYB AOS	ED59-37-201
WR250F	15-22	KYB AOS	ED59-37-201	300SC FACTORY	19-20	KYB AOS	ED59-37-201
WR450F	12-22	KYB AOS	ED59-37-201	250SCF FACTORY	19-20	KYB AOS	ED59-37-201
KAWASAKI				SHROO			
KX250	05-08	KYB AOS	ED59-37-201	250SE FACTORY	19-20	KYB AOS	ED59-37-201
KX250	20-22	KYB AOS	ED59-37-201	300SCF FACTORY	19-20	KYB AOS	ED59-37-201
KX250X	21-22	KYB AOS	ED59-37-201	450SCF FACTORY	19-20	KYB AOS	ED59-37-201
KX450F	06-12	KYB AOS	ED59-37-201	500SCF FACTORY	19-20	KYB AOS	ED59-37-201
KX450	13-14	KYB PSF1	ED59-37-202	KTM			
KX450X	19-22	SHOWA AOS	ED59-37-203	125-250SX	17-22	WP AER	ED59-37-205
KX450X	21-22	SHOWA AOS	ED59-37-203	250-450SX-F	17-22	WP AER	ED59-37-205
KLX450R	07-19	KYB AOS	ED59-37-201	125-300XC	17-22	WP AER	ED59-37-205
SUZUKI				250-450XC-F			
RM-Z250	19-22	KYB AOS	ED59-37-201	17-22	WP AER	ED59-37-205	
RM-Z450	18-22	SHOWA AOS	ED59-37-203	HUSQVERNA			
GASGAS				TC125-250	14	WP AER	ED59-37-205
EC250	18-20	KYB AOS	ED59-37-201	17-22	WP AER	ED59-37-205	
EC300	18-20	KYB AOS	ED59-37-201	FC250-450	14	WP AER	ED59-37-205
XC250	18-20	KYB AOS	ED59-37-201	17-22	WP AER	ED59-37-205	
XC300	18-20	KYB AOS	ED59-37-201	TX300	17-22	WP AER	ED59-37-205
				FX350-450	17-22	WP AER	ED59-37-205
				WP(KIT SUSPENSION)			
				CONE VALVE FORK	-	WP CONEVALVE	ED59-37-204

ELECTRICAL



BODY PARTS



DRIVE



VICE ADAPTER

- Hold this adapter by vice, and attach base valve wrench for easy compression valve maintenance.
- Can be used with all ENZO DRC Base valve wrenches.
- Made of machined aluminum, with titanium anodized finish.

Part #
[ED59-37-250](#)



TOOL



TRANSPORT



GARAGE



ACCESSORIES



OIL INJECTOR

- A tool to easily and reliably inject fork oil when raising the oil level with the Front suspension setting.
- Remove the air valve screw on the top cap and insert the end of the hose.
- Even with a handle or number plate, you can inject oil without spilling.
- Closed type syringe is easy to operate with light force and enable accurate metering. The piston has excellent oil resistance and can be disassembled and cleaned. Capacity is 20ml and spare piston seal is included.

Part #
[ED59-37-280](#)



Provides more stability on the table.



Clamp lever :
The clamp lever requires no other tools to set a fork.
The clamp lever is freely adjustable at an angle.



Spacer: A spacer is included.
The KYB / SHOWA fork (φ59.2 mm) fork can be clamped when the spacer is installed, and the WP (clamp diameter φ60 mm) fork can be clamped when the spacer is removed.



Can be used with a vise when removing the clamp lever.



ENZO DRC OUTER TUBE CLAMP

- ENZO DRC co-developed product.
- Grab a front fork perfectly.
- Convenient to open the tightly closed top cap.
- Provides three ways capability.

Part #	Outer tube Diameter Size
ED59-37-260	WP : 60 mm, KYB/SHOWA : 59.2 mm



14 mm

17 mm

ENZO DRC REAR SHOCK HIGH COMP ADJUSTER

- ENZO DRC co-developed product.
- Click feeling allows easy adjustment of rear suspension high compression.
- Available for 14 mm and 17 mm adjuster sizes.

Part #	Size	Color
ED59-37-214	14 mm	Black
ED59-37-217	17 mm	Blue



ENZO DRC FRONT FORK BRACKET HOLDER

- ENZO DRC co-developed product.
- Pushing front fork bracket easier when holding inner cartridge rod.
- Can be used on 20 mm, 22 mm, 25 mm, 26 mm and 27 mm axle sizes.

Part #	Shaft Size
ED59-37-240	Diameter 32 mm x Length 320 mm





ENZO DRC

FORK CAP SPINNER KYB / SHOWA WP

- ENZO×DRC collaboration tool.
- Both hands to loosen the top cap.
- Leverage power helps it rotate.
- Rod stopper is convenient for disassembly.
- Made of aluminum.
- Length is about 300 mm.

Part #	Front Fork	Material	Length
ED59-37-310	KYB/SHOWA	Aluminum	300mm
ED59-37-320	WP	Aluminum	300mm

EXHAUST



CONTROL



TOURING



ELECTRICAL



BODY PARTS



DRIVE



TOOL



TRANSPORT



GARAGE



ACCESSORIES



ENZO DRC

CARTRIDGE LOCK TOOL

- ENZO×DRC collaboration tool.
- A tool to tighten the lock nut on the cylinder and tank joint of the inner cartridge on the front fork of the closed cartridge.
- Place a 3/8 inch (9.5 mm) tool mounting hole and tighten using a general tool (spinner handle, torque wrench, etc.).
- Lock nut outer diameter ϕ 35mm.
- Pin diameter ϕ 4mm.
- Made of steel, painted black.

Part #	Front Fork	Material
ED59-37-290	KYB/SHOWA/WP	Steel





26 mm - 33 mm 34 mm - 39 mm

DRC
FORK SEAL DRIVER 26-39mm

- Fork seal driving tool for small diameter front fork tube.
- Can be used on front fork tube diameter from 26mm to 39mm.
- Comes with 2 different sized rubber plastic adapters that can be used for most conventional and upside down front forks.
- Ergonomic steel body design for less power and accurate operation.

Body : Steel Body
Adapter size (mm) : 26-33,34-39

Part #	Replacement adapter set
D59-26-003	D59-26-908



Rubber Plastic adapters

Comes with 2 different size rubber plastic adapters that can be used for most conventional and up side down front forks.



FORK DIAMETER 40-50mm



Fork diameter 40 mm - 50 mm

Use the best size from 5 adapters. Won't damage seals. Fitting angle of the seals will always be correct.

Ergonomic flange body shape

Flange body shape for accurate operation. Best body weight to drive seals.



Plastic adapters to prevent damage to inner tube

Plastic adapters won't damage inner tube during seal driving.

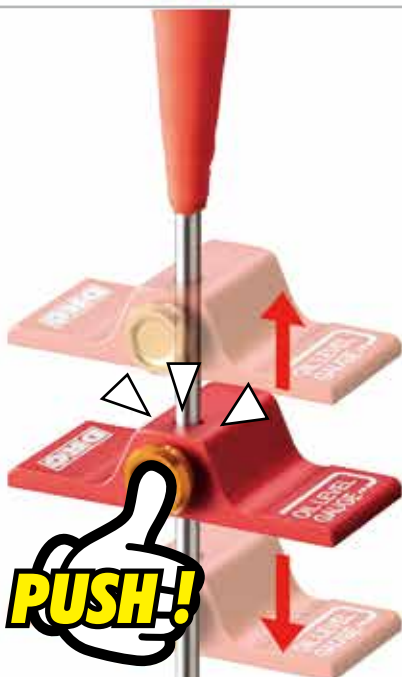


DRC
FORK SEAL DRIVER 40-50mm

- Specially designed fork seal driving tools for front forks.
- Comes with 5 different size plastic adapters. Can be used on almost all conventional and upside down front forks.
- Flange shape design of steel body for accurate operation with less power.

Body : Steel Body
Adapter size (mm) : 40/41,42/43,45/46,47/48,49/50

Part #	Replacement adapter set
D59-26-005	D59-26-909



DRC
FORK OIL LEVEL GAUGE

- Oil level gauge for open cartridge and conventional front fork.
- Easy to take extra oil with Syringe from the front fork.
- Easy to set oil level with oil level adjuster, one push to adjust gauge position.
- Stainless syringe pipe, push adjuster, oil resistance syringe pump body.

Part #	* Do not use this product for application other than front fork oil level adjustment.
D59-37-190	* Be sure to drain the internal oil after use.





D59-37-170

D59-37-171

D59-37-172

D59-37-173

DRC
PRO FORK CAP WRENCH

- Aluminum front fork cap wrench will not damage your front fork cap.
- Anodized surface finish.
- Available for SHOWA, KYB, WP and WP kit suspension.

Bike	Year	Front Frok	Part #		
KTM					
125SX	07-22	WP (50mm)	D59-37-172		
150SX	09-22				
250SX	07-22				
250SX-F	07-22				
350SX-F	11-22				
450SX-F	07-22				
150/250/300EXC	17-22				
250-500EXC-F	17-22				
125/250/300XC	17-22				
250-450XC-F	17-22				
125-300XC-W	17-22				
HUSQVARNA					
FC250-450	17-22			WP (35mm)	D59-37-173
TC125/250	17-22				
FE250-501	17-22				
TE150-300	17-22				
FX350/450	17-22				
TX125/300	17-22				
MC125	21-22				
MC250F	21-22				
MC450F	21-22				
EX250F	21-22				
EX300	21-22				
EX350F	21-22				
EX450F	21-22				
EC250	21-22				
EC300	21-22				
EC250F	21-22				
EC350F	21-22				
WP MXMA4800 Conevalve					

Bike	Year	Front Frok	Part #		
HONDA					
CRF450R	09-14	KYB (49mm)	D59-37-170		
YAMAHA					
YZ125/250	06-22				
YZ250F	06-22				
YZ450F	06-22				
YZ125X	17-22				
YZ250X	16-22				
YZ250FX	15-22				
YZ450FX	16-22				
WR250F	15-22				
WR450F	13-22				
KAWASAKI					
KX250	20-22				
KX250X	21-22				
KX450F	06-14				
SUZUKI					
RMZ250	16-22				
GASGAS					
EC250	18-20				
EC300	18-20				
XC250	18-20				
XC300	18-20				
ENDURO GP250	18-20				
ENDURO GP300	18-20				
SHERUCO					
125SC FACTORY	19-20				
250SC FACTORY	19-20				
300SC FACTORY	19-20				
250SCF FACTORY	19-20				
300SCF FACTORY	19-20				
450SCF FACTORY	19-20				
500SCF FACTORY	19-20				
250SE FACTORY	19-22				
300SE FACTORY	19-22				
250SEF FACTORY	19-22				
300SEF FACTORY	19-22				
450SEF FACTORY	19-22				
500SEF FACTORY	19-20				
HONDA					
CRF250R	04-22	SHOWA (50mm)	D59-37-171		
CRF450R	04-08				
CRF250RX	17-22				
CRF450RX	17-22				
CRF250X	06-17				
CRF450X	05-22				
CRF450L	19-20				
CRF450RL	21-22				
KAWASAKI					
KX250F	06-18				
KX250	19				
KX450F	15-18				
KX450	19-22				
KX450X	21-22				
SUZUKI					
RM125	06-08				
RM250	07-08				
RMZ250	07-15				
RMZ450	05-22				
RMX450Z	10-17				
DRZ400SM	05-17				



EXHAUST

CONTROL

TOURING

ELECTRICAL

BODY PARTS

DRIVE

TOOL

TRANSPORT

GARAGE

ACCESSORIES



KYB

WP

4CS

DRC
FORK COMPRESSION VALVE REMOVAL

- Fork compression valve removal tool for KYB, SHOWA, and KTM WP front forks.
- Use this tool with DRC fork cap wrench for removing compression valve from the inner cartridge.
- Made of aluminum, anodized finish with DRC laser printed logo and wrench size.

Bike	Year	Front Fork	Part #
CRF450R	09-12	KYB	D59-24-016
YZ125/250	05-22		
YZ250F	05-22		
YZ450F	05-22		
YZ125X	17-22		
YZ250X	16-22		
YZ250FX	15-22		
YZ450FX	16-22		
WR250F	15-22		
WR450F	12-22		
KX250	05-08		
	20-22		
KX250X	21-22		
KX450F	06-12		
KLX450R	07-19		
RM-Z250	19-22		
EC250	18-20		
EC300	18-20		
XC250	18-20		
XC300	18-20		
ENDURO GP250	18-20		
ENDURO GP300	18-20		
250SE FACTORY	19-22		
300SE FACTORY	19-22		
250SEF FACTORY	19-22		
300SEF FACTORY	19-22		
450SEF FACTORY	19-22		
500SEF FACTORY	19-20		
125SC FACTORY	19-20		
250SC FACTORY	19-20		
300SC FACTORY	19-20		
250SCF FACTORY	19-20		
300SCF FACTORY	19-20		
450SCF FACTORY	19-20		
500SCF FACTORY	19-20		
KX250F	13-18		
KX250	19		
KX450F	15-18		
RM-Z450	15-17		
		SHOWA	D59-24-020

Bike	Year	Front Fork	Part #
125-250SX	15-16	WP(4CS)	D59-24-027
	17-22	WP	D59-24-026
250-450SX-F	15-16	WP(4CS)	D59-24-027
	17-22	WP	D59-24-026
125-300EXC 6DAYS	13-16	WP(4CS)	D59-24-027
250-500EXC-F 6DAYS	13-16	WP(4CS)	D59-24-027
300XC-W 6DAYS	14-16	WP(4CS)	D59-24-027
350XCF-W 6DAYS	14-16	WP(4CS)	D59-24-027
250-300XC	14-16	WP(4CS)	D59-24-027
	17-22	WP	D59-24-026
250-450XC-F	14-16	WP(4CS)	D59-24-027
	17-22	WP	D59-24-026
	14	WP	D59-24-026
TC125-250	15-16	WP(4CS)	D59-24-027
	17-22	WP	D59-24-026
	14	WP	D59-24-026
FC250-450	15-16	WP(4CS)	D59-24-027
	17-22	WP	D59-24-026
TE125-300	14-16	WP(4CS)	D59-24-027
FE250-501	14-16	WP(4CS)	D59-24-027
TX300	17-22	WP	D59-24-026
FX350-450	17-22	WP	D59-24-026
701ENDURO	17-18	WP(4CS)	D59-24-027
MC125	21-22	WP	D59-24-026
MC250F	21-22	WP	D59-24-026
MC450F	21-22	WP	D59-24-026
EX250F	21-22	WP	D59-24-026
EX300	21-22	WP	D59-24-026
EX350F	21-22	WP	D59-24-026
EX450F	21-22	WP	D59-24-026



DRC
SEALING BOLT ATTACHMENT

- Removable tool for SHOWA SFF air fork bottom sealing bolt.
- Specially designed for SHOWA SFF Air fork.
- Sealing bolt size = Allen key 22 mm
- Can be used on front suspension equipped CRF250R, KXF450, RMZ450'15-

Part #	Suspension
D59-37-120	SHOWA SFF-AIR



DRC
FRONT FORK SEAL INSERT GUIDE

- Front fork dust and oil seal insert guide.
- Prevents damaged seals during installation.
- Made of smooth surface stainless steel for easy installation of your dust and oil seals.
- Available in many sizes to fit most motorcycle front fork.

Part #	Size	Part #	Size
D59-37-145	45 mm	D59-37-148	48 mm

EXHAUST



CONTROL



TOURING



ELECTRICAL



BODY PARTS



DRIVE



TOOL



TRANSPORT



GARAGE



ACCESSORIES





Bleeding bolt Type

Use only cup for the suspension equipped air bleeding bolt.

Bike	Year	Part #	Bike	Year	Part #
HONDA			HUSQVARNA		
CR250R	00-07	D59-37-158	TC85	14-22	D59-37-157
CRF250R	04-22	D59-37-158	TC125	14-22	D59-37-157
	02-08	D59-37-158	TC250	12-13	D59-37-160
CRF450R	09-16	D59-37-160	TC449	14-22	D59-37-157
	17-22	D59-37-158	FC250	11-13	D59-37-160
CRF250RX	19-22	D59-37-158	FC250	14-22	D59-37-157
CRF450RX	17-22	D59-37-158	FC350	14-22	D59-37-157
CRF450L	19-20	D59-37-158	FC450	14-22	D59-37-157
CRF450RL	21-22	D59-37-158	TE125	14-16	D59-37-157
CRF250X	04-17	D59-37-158	TE150	17-22	D59-37-157
CRF450X	05-22	D59-37-158	TE250	12-13	D59-37-160
				14-22	D59-37-157
YAMAHA			TE300	14-22	D59-37-157
YZ125	00-22	D59-37-160	TE310	12-13	D59-37-160
YZ250	00-22	D59-37-160	TE449	11-13	D59-37-160
YZ250F	01-22	D59-37-160	TE511	11-13	D59-37-160
YZ426F/450F	00-22	D59-37-160	FE250	14-22	D59-37-157
YZ125X	17-22	D59-37-160	FE350	14-22	D59-37-157
YZ250X	16-22	D59-37-160	FE350S	15-22	D59-37-157
YZ250FX	15-22	D59-37-160	FE450	14-22	D59-37-157
YZ450FX	16-22	D59-37-160	FE501	14-22	D59-37-157
WR250F	03-22	D59-37-160	FE501S	15-22	D59-37-157
WR450F	03-22	D59-37-160	TX125	17-19	D59-37-157
KAWASAKI			TX300	17-22	D59-37-157
KX80/85	89-13	D59-37-160	TXC449	11-13	D59-37-160
KX125	00-08	D59-37-160	TXC511	11-13	D59-37-160
KX250	00-08	D59-37-160	FX350	17-22	D59-37-157
KX250F	04-05	D59-37-160	FX450	17-22	D59-37-157
KX250	06-19	D59-37-158	GASGAS		
KX250	20-22	D59-37-160	MC50	21-22	D59-37-157
KX250X	21-22	D59-37-160	MC-E5	21-22	D59-37-157
KX450F	06-14	D59-37-160	MC85	21-22	D59-37-157
KX450	15-18	D59-37-158	MC125	21-22	D59-37-157
KX450	19-22	D59-37-159	MC250F	21-22	D59-37-157
KX450X	21-22	D59-37-159	MC450F	21-22	D59-37-157
KLX450R	07-19	D59-37-160	EX250F	21-22	D59-37-157
SUZUKI			EX300	21-22	D59-37-157
RM250	01-02	D59-37-160	EX350F	21-22	D59-37-157
	04-06	D59-37-160	EX450F	21-22	D59-37-157
RM-Z250	07-15	D59-37-159	EC250	18-20	D59-37-160
	16-22	D59-37-160	EC250	21-22	D59-37-157
RM-Z450	08-17	D59-37-159	EC300	18-20	D59-37-160
KTM			EC300	21-22	D59-37-157
85SX	04-22	D59-37-157	EC250F	21-22	D59-37-157
125SX	01-22	D59-37-157	EC350F	21-22	D59-37-157
150SX	09-22	D59-37-157	XC250	18-20	D59-37-160
250SX	02-22	D59-37-157	XC300	18-20	D59-37-160
250SX-F	06-22	D59-37-157	ENDURO GP 250	18-20	D59-37-160
350SX-F	11-22	D59-37-157	ENDURO GP 300	18-20	D59-37-160
450SX-F	03-22	D59-37-157	SHERCO		
125EXC	05-16	D59-37-157	125SE RACING	18-19	D59-37-157
150EXC	20-22	D59-37-157	250SE RACING	19	D59-37-157
200EXC	05-16	D59-37-157	300SE RACING	19	D59-37-157
250EXC	05-22	D59-37-157	250SEF RACING	19	D59-37-157
300EXC	05-22	D59-37-157	300SEF RACING	19	D59-37-157
250EXC-F	06-22	D59-37-157	450SEF RACING	19	D59-37-157
350EXC-F	12-22	D59-37-157	250SE FACTORY	18	D59-37-157
450EXC-F	08-22	D59-37-157	250SE FACTORY	19-22	D59-37-160
500EXC	12-22	D59-37-157	300SE FACTORY	18	D59-37-157
125XC	21-22	D59-37-157	300SE FACTORY	19-22	D59-37-160
150XC	10-14	D59-37-157	250SEF FACTORY	18	D59-37-157
250XC	06-22	D59-37-157	250SEF FACTORY	19-22	D59-37-160
300XC	06-22	D59-37-157	300SEF FACTORY	19-22	D59-37-157
250XC-F	11-22	D59-37-157	450SEF FACTORY	18	D59-37-157
350XC-F	11-22	D59-37-157	500SEF FACTORY	19-20	D59-37-160
450XC-F	08-22	D59-37-157	125SE SIXDAYS	18	D59-37-157
125XC-W	17-19	D59-37-157	250SE SIXDAYS	18	D59-37-157
150XC-W	17-22	D59-37-157	300SE SIXDAYS	18	D59-37-157
200XC-W	06-16	D59-37-157	250SEF SIXDAYS	18	D59-37-157
250XC-W	06-22	D59-37-157	300SEF SIXDAYS	18	D59-37-157
300XC-W	06-22	D59-37-157	450SEF SIXDAYS	18	D59-37-157
250XCF-W	06-16	D59-37-157	125SC FACTORY	19-20	D59-37-160
450XCF-W	07-16	D59-37-157	250SC FACTORY	19-20	D59-37-160
500XC-W	12-16	D59-37-157	300SC FACTORY	19-20	D59-37-160
350XCF-W	12-22	D59-37-157	250SCF FACTORY	19-20	D59-37-160
500XCF-W	20-22	D59-37-157	300SCF FACTORY	19-20	D59-37-160
			450SCF FACTORY	19-20	D59-37-160
			500SCF FACTORY	19-20	D59-37-160



WP



KYB



SHOWA 1



SHOWA 2

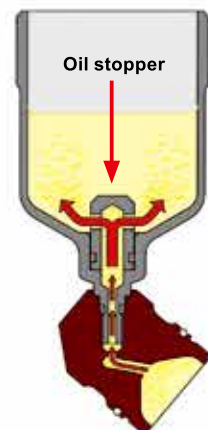
DRC RCU BLEED CUP

- Air bleed cup for KYB, SHOWA and WP rear suspensions.
- Make your rear suspension air bleeding easy.
- Titanium anodized with DRC laser printed logo on cup body.
- Can be used on suspension with bleeding bolt hole.

Part #	Suspension	Color
D59-37-157	WP	Orange / Blue
D59-37-158	SHOWA 1	Blue
D59-37-159	SHOWA 2	Gold
D59-37-160	KYB	Red

Oil stopper

Oil stopper in cup prevents sudden oil spit.





DRG
SPRING COMPRESSOR

- Spring removal tool for twin shock motorbikes.
- 2 spring hooks hold the springs secure while compressing the springs, make it easy to remove the springs from the shock bodies.

Part #	Adaptation
D59-29-101	Twin Shocks



DRG
GAS CAP EXTRACTOR

- Special tool for removing rear suspension gas cap.
- Does not damage gas cap valve thread.



Also useful to pull out the top cap of the air front suspension.

Part #	Material
D59-37-110	Aluminum



KYB/SHOWA



WP



DRG
RCU SEAL HEAD INSERT KIT

- Seal guide for Rear suspension seal head.
- Does not damage oil seal during installing suspension seal.
- Available for KYB/SHOWA and WP rear suspension.

Part #	Suspension	Outer diameter	Inner diameter	Material
D59-37-135	KYB/SHOWA	φ 14/φ 16/φ 18	φ 12	Aluminum
D59-37-136	WP	φ 18	φ 12/φ 16	Aluminum



DRG
SEALHEAD PUSH TOOL

- A useful tool for disassembling rear shock.
- It can be easily pushed down without damaging the seal head when detaching the circlip of the shock body.

Part #	Material
D59-37-166	Aluminum



DRG
COMP ADJUSTER SOCKET 24 mm

- A special tool to remove the compression adjuster of the rear shock.
- It is possible to easily remove the shock body of a shape which doesn't allow to be approached by the spanner or the monkey wrench. For 24 mm width.
- By providing a square hole of 3/8 inch socket, you can use the ratchet wrench to increase work efficiency and use torque wrench to control tightening torque.

Part #	Material
D59-37-164	Aluminum

DRG
AIRVALVE ADAPTER 69 mm

- Easy access to the air valve in the back place where shock pump was difficult to access.
- * Please be sure to install it on the shock pump and then set it on the bike.



Part #	Length
D59-37-162	69 mm

EXHAUST



CONTROL



TOURING



ELECTRICAL



BODY PARTS



DRIVE



TOOL



TRANSPORT




GARAGE



ACCESSORIES





You can also check front fork sag with this tool.

DRG SAG CHECKER

- Allows you to measure suspension sag by yourself easily.
- Measure front and rear suspension sag easily with this kit.
- Clamp comes with rubber parts and will not damage your plastic fenders or side panels.
- Clamp anywhere on side panels, rear fender or sub frames, to measure suspension sags.
- Compact design, it does not take much space in your tool box.

Part # **PAT. 1595308**
D59-37-180

After checking sag, remove clamp from side panel, and attach sag body.



EXHAUST

CONTROL

TOURING

ELECTRICAL

BODY PARTS

DRIVE

TOOL

TRANSPORT

GARAGE

ACCESSORIES



DRG LINK LUBE INJECTOR

- Linkage bearing grease tool.
- Allows placing bearing needles on bearing race while greasing linkage bearing.
- Will fill enough grease on your suspension linkage bearing.
- Clean linkage grease works with this tool.

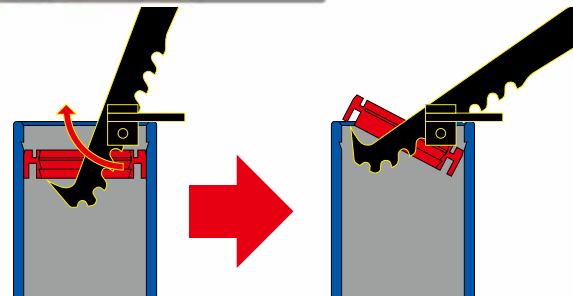
Part # *** Can not place all bearing needle on injection body.**
D59-18-301



DRG FORK OIL SEAL REMOVER

- Using the principle of leverage, the fork seal removal tool makes removing fork seals easy.
- Won't scratch your front fork body.

Part # *** Do not reuse oil seal.**
D59-28-010





DRC
MOTO BINDING

- 2 way innovative style tire chock can be used for pit bikes to full size dirt bikes. (Accepts 8 to 21 inch wheels.)
- Maximum tire width : 130 mm / 5.2 inch
- Folding design saves space. Height is 135 mm / 5.4 inch when folded.
- Accepts mini wheels (Up to 12 inch) even while it is folded.
- Self lock function prevents arm from opening up unexpectedly from folded position.
- Using the wheel chock fitting kit ([D36-51-391](#)) makes it easy to attach and remove.

Part #

[D36-51-101](#)

EXHAUST



CONTROL



TOURING



ELECTRICAL



BODY PARTS



DRIVE



TOOL



TRANSPORT



DRC
WHEEL CHOCK

- Standard tire chock for your van or truck.
- Made of 22 mm diameter pipe.
- Maximum tire width : 130 mm (5.2 inch)
- Using the wheel chock fitting kit ([D36-51-391](#)) makes it easy to attach and remove.

Part #

[D36-51-014](#)



DRC
WHEEL CHOCK FITTING KIT

- Wheel Chock Fitting Kit makes it easy to attach and remove the DRC Moto Binding or Wheel Chock.
- 6.2 mm diameter x 10 mm. 2 pcs.

Part #

[D36-51-391](#)



GARAGE



ACCESSORIES



EXHAUST



CONTROL



TOURING



ELECTRICAL



BODY PARTS



DRIVE



TOOL




TRANSPORT



GARAGE



ACCESSORIES



Non-slip rubber under the tongue to prevent slippage and protect your truck bed.



ABS constructed foot caps for stability.



3 different style ramps to fit your needs.



Folding type takes less space in your van or truck.

Straight type

Folding type



D36-41-115

D36-41-618

D36-41-621

DRC
HYBRID RAMP

Light weight construction

- Aluminum alloy, and nylon tube / plate construction.
- Tongue for attaching to truck bed.
- Nylon supports, lightweight, yet strong.
- Very compact when folded. (Folding type)
- 3 different sizes to suit any need.
- 20 cm width (8")

PAT. 200520100997.4

Straight type

Part #	Width x Length	Weight Capacity
D36-41-115	20 cm x 150 cm (8" x 5')	up to 210 kgs (463 lbs)

Folding type

Part #	Width x Length	Weight Capacity
D36-41-618	20 cm x 180 cm (8" x 6')	up to 190 kgs (419 lbs)
D36-41-621	20 cm x 210 cm (8" x 7')	up to 175 kgs (386 lbs)



DRC
T2 RATCHET TIEDOWNS

- Ratchet buckle tiedown for greater tensioning power.
- Vinyl coated hooks with 25 mm wide, thick and durable strap.
- Rubber covers on ratchet handle and release levers.
- Easy to operate even in narrow and small spaces.
- Comes in pairs.
- Comes with loop strap to prevent damaging your bike.
- Safety hook included to prevent tiedowns from coming loose.

Part #	Color
D36-05-510	Blue
D36-05-520	Black
D36-05-530	Red

EXHAUST



CONTROL



TOURING



ELECTRICAL



BODY PARTS



DRIVE



TOOL



DRC
T2 CAMBUCKLE TIEDOWNS

- Standard cam buckle tiedown.
- Vinyl coated hooks with 25 mm wide, thick and durable strap.
- Comes in pairs.
- Comes with loop strap to prevent damaging your bike.
- Safety hook included to prevent tiedowns from coming loose.

Part #	Color
D36-05-410	Blue
D36-05-420	Black
D36-05-430	Red



DRC
TIEDOWN SOFT HOOKS

- Designed to compensate for attachment points not accessible with hooks.
- Wrap around handle bars, sub frame etc and insert flat loop through twisted loop and attach tie-down hook.
- Comes in pairs.

Part #	Color
D36-05-010	Blue
D36-05-020	Black
D36-05-030	Red

TRANSPORT



GARAGE



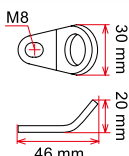
ACCESSORIES



DRC
TIE-DOWN HOOK STD

- Tie-down hook for your van or truck.
- Provides an additional hook point for tie downs.
- Clamp bolt : M8. 2 pcs.

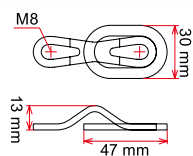
Part #
D36-11-110



DRC
TIE-DOWN HOOK SWIVEL

- Swivel-style tie-down hook for your van or truck.
- Provides an additional hook point for tie downs.
- Clamp bolt : M8. 2 pcs.

Part #
D36-11-120



DRC
TRANSPORTER CLAMP HOOK

- Clamp hook for your van or truck.
- Provides an additional hook point for tie downs.
- Clamp diameter : 22 - 26 mm

Part #
D36-11-221

HC2 LIFT STAND

- Height adjustable lift stand for dirt bikes.
- Top plate is height-adjustable to fit under most dirt bikes.
- Easily operated durable double long-levered jack-pedal.
- Available in red and black colors.
- Maximum lifting weight is 150 kgs. (330 lbs)

PAT. 200520100979.6

Part #	Color
D36-38-311	Black
D36-38-312	Red



Black



Red

EXHAUST



CONTROL



TOURING



ELECTRICAL



BODY PARTS



DRIVE



TOOL




TRANSPORT



GARAGE



ACCESSORIES



Fits under most dirt bikes.
Adjustable range : 250 mm - 350 mm
(10 to 14 inches)



Damper shock eliminates the sudden drop, and provides a smooth, safe landing.



Easily operated newly designed durable double long-levered jack-pedal.



Height-adjustable top plate can be secured by lock nut.



The Top Plate has a thick, non-slip rubber surface.



The new easy "Safety Hold Hook" system prevents any accidents after lifting the bike.



Black



Red

HC2 LIFT STAND REPLACEMENT DAMPER


Part #
D36-38-479



HC2 LIFT STAND REPLACEMENT FOOT CAP 1pc

Part #
D36-38-481





Bike	Year	Bike	Year	Bike	Year
18mm		11mm		14.5mm	
CR125R/250R	00-07	DT200WR	ALL	YZ125/250	99-22
CRF250R	04-22	KX125/250	90-02	YZ400F-450F	99-08
CRF450R	02-22	KDX200-250	ALL	YZ250F	01-08
CRF450RX	17-22	KLX250R/300R	ALL	YZ250FX	15-22
YZ250F	09-22	RM85L	ALL	YZ450FX	16-22
YZ450F	09-22	DR250R	ALL	YZ125X	17-22
RMZ450	05-22	DRZ400S/SM	00-16	YZ250X	16-22
RMZ250	04-22	125-530SX/SX-F	-12	WR250R/X	ALL
KX125/250	03-08	125-530EXC/EXC-F	ALL	RM125/250	02-08
KX250F	04-18	TC125	14-15		
KX250	19-22	TC250	14-16		
KX450F	06-18	FC250/350/450	14-15		
KX450	19-22	TE/FE125-501	14-18		
125-530SX/SX-F	13-22	TX125	17-18		
TC125	16-22				
TC250	17-22				
FC250/350/450	16-22				
FC250/450(US)	15-22				
TX300	17-22				
FX350/450	17-22				

DRAC TRIANGLE STAND

- Quick and easy side stand, hooks into rear axle.
- For use on bikes with rear axles of inner diameters 18 mm, 14.5 mm, and 11 mm.
- When you need to move your bike, just hang it on the foot peg.

.MX type

Part #	Height	Color
D36-39-011	A 365mm / B 335mm	Gunmetal

.Super Motard type

- For SuperMoto bikes with 17 " wheels.

Part #	Height	Color
D36-39-021	A 325mm / B 295mm	Gunmetal



.With panel



.Without panel

DRAC RACER STAND

- Light weight aluminum box style racer stand.
- Weighs less than 3 kgs (105 oz) and is very stable.
- Stand available with or without panel.
- Made of aluminum. Stand height : 420 mm

Part #	Panel	Height
D36-31-011	Whit panel	420mm
D36-31-021	Whit out panel	



RACER STAND / GARAGE STAND REPLACEMENT TOP PLATE

Part #
D36-31-900



RACER STAND / GARAGE STAND OPTION TRAY

Part #
D36-31-910

EXHAUST



CONTROL



TOURING



ELECTRICAL



BODY PARTS



DRIVE



TOOL



TRANSPORT



GARAGE



ACCESSORIES



Water repellent
finish



EXHAUST

CONTROL

TOURING

ELECTRICAL

BODY PARTS

DRIVE

TOOL

TRANSPORT

GARAGE

ACCESSORIES

DRG
RACER COVER

- Specially designed for MX and ED race bikes. (Over 125 cc)
- The bike can be moved with the cover on by opening the front and rear zippers.
- Secure adjustment of tie down belts by opening upper zipper.
- Protect your bike during transportation.
- Bike cover can be used in pits to keep your bike clean and protect the bike from night dew.

Part #	Size
D57-01-505	223 cm (87.8 inch) Height : 140 cm (55 inch)



Able to load the racing bike with covers on.



Usable with ZETA hand guards.



Belt loops on front and center of bike cover to prevent wind flap during transport.



Convenient double sliders of the zippers for handlebar provide a wide range of adjustment.

How to load the racing bike on a truck with the cover on.



Remove the velcro flap and open the zipper on the front wheel.



Lace the velcro flap into the loop on the front fender and secure.



Loosen the hem adjusting cord at bottom center on the bike cover.



Now the front tire is free to move.



Lace the velcro flap into the loop on the rear fender and secure.



The state after the flaps secured.



Now the rear tire is free to move.



Wrap a tie-down soft hooks around the handlebar then load onto a truck.



DRC
OFF ROAD MOTORCYCLE COVER

- Off-road cover, all-weather type.
- Oxford fabric with excellent strength and durability.
- Front side colored in blue to easily find cover direction.
- Slit openings in front and back for security lock.
- Set the belt in the center to prevent rattling by wind.
- Comes with a storage bag (Convenient belt to hook at the bottom).

Part #	Size	Length	Height
D57-01-101	Medium Size	225 cm (88.58 inch)	160 cm (62.99 inch)
		250 cm (98.43 inch)	175 cm (68.9 inch)
D57-01-112	Dual Sport Model	250 cm (98.43 inch)	175 cm (68.9 inch)
		175 cm (68.9 inch)	



Storage bag has a mesh panel to drain water from wet bike cover.



Dual Sport Model

Medium Size



Slit openings on front and back for security lock.
 Lock diameter : 6 cm / 2.4 inch



Reduce flapping by wind. Easy to install with buckle type.



Ventilation on the both sides.



Rubber shirring provided for secure installation.



Hem adjusting cord provides tight cover fit on your bike to prevent flapping of the cover.



Slit openings on front and back for security lock.
 Lock diameter : 6 cm / 2.4 inch



2 adjustable belts prevent bike cover wind flap. Easy to use with buckles on the belts.



Storage bag has a mesh panel to drain water from wet bike cover. Loop for easy storage and drying.

Fitting application

Size	HONDA	YAMAHA	SUZUKI	KAWASAKI	KTM	HUSQVARNA	GASGAS	etc.
Dual Sport Model	CRM250/R/AR XR250/400Motard XR250/R/Baja XR400R/600R/650R XLR125R/200R XLR250/R/Baja CRF250L/M CRF250RALLY	DT125R/200R DT200WR DT230 Lanza TTR250R/Raid WR250R/X Serow250 XT400E Artesia	Djebel125/200/250 Djebel250XC DR250/S/R DR350 DRZ400/S/SM/R RMX250S/R DF125E/200E TS125R/200R SX125R/200R Van Van200 250SB V-strom250	KDX125SR/200SR KDX220SR KDX250SR KLX250S/R/SR/ES/SF KLX300R/450R D-Tracker/X KLE250/400 250TR VERSYS-X 250 KLX230	125EXC/ 200EXC 250EXC/-R/-F 300EXC 400LC-4 400EXC/-R 450EXC/-R 525EXC-R 530EXC/-R 690 Enduro/ SMC	TE250/310 TE450/630 WR125/250/360 SM125/250R SM400R/450R SM450RR/510R SM570/610 SMS630	Halley125R EC125/250 EC450	Husaberg TE250 Husaberg FE390/450 Husaberg FE570 Husaberg FS570 tm EN250 Fantic Caballero Scrambler 125/250/500 Fantic CABALLERO FlatTrack 125/250/500
Medium Size	CRM50/80 XR50/100 Motard XR230/Motard FTR223/TLM220R SL230 XL230 Degree AX-1,MONKEY125	DT50 XTZ125E TT-R125LW/LEW TW200/E TW25/E Serow225/W/WE XT250X Tricker/Bronco	TS50R GrassTracker BigBoy	D-Tracker125 Super Sherpa KLX125/150S			Pampera125	

EXHAUST



CONTROL



TOURING



ELECTRICAL



BODY PARTS



DRIVE



TOOL



TRANSPORT



GARAGE



ACCESSORIES





① ZETA
Red/Black



② ZETA
Blue/Black



③ ZETA
Green/Black



④ ZETA
Yellow/Black



⑤ ZETA
Orange/Black

FLOOR MAT

- Motorcycle floor mat made of high absorption polyester and PVC oil resistance rubber mat.
- 1.6mm PVC rubber is oil and gasoline resistance, not infiltrated oil or gasoline to ground.
- Dimple back side rubber design prevents slippage, great to use for motorcycle display at shop or garage.
- Polyester carpet surface can be washed by high pressure water.
- This mat required for the event under FIM regulations.

Part #	Color	Size
DK241-Z11	① ZETA Red/Black	100 x 220 cm (39" x 86")
DK241-Z12	② ZETA Blue/Black	
DK241-Z13	③ ZETA Green/Black	
DK241-Z14	④ ZETA Yellow/Black	
DK241-Z15	⑤ ZETA Orange/Black	
DK241-D02	⑥ DF Vintage	
DK241-D03	⑦ DF Black/Red	
DK241-D04	⑧ DF Military	



⑥ DF Vintage



⑦ DF Black/Red



⑧ DF Military



① ZETA



② DF Vintage



③ DF Black/Red



④ DFG

STAND MAT

- Mat that prevents the floor from being damaged by the stand.
- Carpet is also excellent in water absorption, durability and wear resistance Nylon material.
- It can be used not only as a stand mat, but also for various uses such as tool mats, clothes changing mats, entrance mats and so on.
- Incombustible material use.

Part #	Color	Size
DK242-Z01	① ZETA	65 x 45 cm (25" x 17")
DK242-D02	② DF Vintage	
DK242-D03	③ DF Black/Red	
DK244-D11	④ DFG	90 x 60 cm (35" x 23")



EXHAUST



CONTROL



TOURING



ELECTRICAL



BODY PARTS



DRIVE



TOOL



TRANSPORT



GARAGE



ACCESSORIES






DRC
PROTECTION CLEAR DECAL

- Clear decals to protect your bikes from scratching, rocks and debris during your ride.
- Thickness : 0.15 mm 3 sheets per package.

Part #	Size
D50-10-010	30 cm (12 inch) x 45 cm (18 inch)



DRC
CARBON LOOK DECAL

- Carbon look decal Sheets. 0.15 mm thick
- Sheet is easy to install even on curved surfaces.
- Good to use on front outer tube, swing arm, air box and more. Comes in 2 sheets.

Part #	Size
D50-02-001	30 cm (12 inch) x 45 cm (18 inch)



DRC
BOOTS BAG

- Off road boot bag designed for easy carrying and storage.
- Upper mesh panel is for better breathability.

Part #	Color
D28-01-020	Black



DRC
TRACK TAPE

- Track tape for MX and Ed track use.
- Available DF yellow, DRC red.
- Use blue tape on left side, red tape on right side for showing track direction.

Width : 75mm
Length 200m per roll

Part #	Size
DF29-7071	DRC
DF29-7021	DIRTFREAK



DRC
STICKER

Part #	Size
D50-01-102	6 cm (2.3")
D50-01-104	10 cm (4")
D50-01-106	13.5 cm (5.3")



ZETA / DRC DISPLAY RACK

Part #	Size
D39-11-111	70 cm x 190 cm (2.3' x 6.2')

EXHAUST



CONTROL



TOURING



ELECTRICAL



BODY PARTS



DRIVE



TOOL



TRANSPORT



GARAGE



ACCESSORIES




MX2

1234567890
1234567890

Full size MX racer For 1 - 2 digit number
Black / White H 16.5 cm (6.5 inch)


ED2

1234567890
1234567890

Head light number plate
Mini MX racer etc. For 1 - 2 digit number
Black / White H 14 cm (5.5 inch)


MN2

1234567890
1234567890

CRF50F / TTR50E etc.
Black / White H 10 cm (4 inch)

MOTION
STANDARD NUMBERS

- Standard numbers for number plates.
- Smaller size for recent dirt bikes.
- Available in 3 sizes. Fits MX and pit bike.
- Narrow design for 3 digit numbers. (MX3)
- Cut from 0.1 mm (4 mill) adhesive backed vinyl.
- 3 numbers per pack


MX3

1234560

Full size MX racer For 1 - 3 digit number
Black H 16.5 cm (6.5 inch)


ED3

1234567890

Head light number plate
Mini MX racer etc. For 1 - 3 digit number
Black H 14 cm (5.5 inch)

Number	MX2 (3 pk)		MX3 (3 pk)	ED2 (3 pk)		ED3 (3 pk)	MN2 (3 pk)	
	Black	White	Black	Black	White	Black	Black	White
0	MO11-0200	MO11-0210	MO11-0300	MO11-2200	MO11-2210	MO11-2300	MO11-3200	MO11-3210
1	MO11-0201	MO11-0211	MO11-0301	MO11-2201	MO11-2211	MO11-2301	MO11-3201	MO11-3211
2	MO11-0202	MO11-0212	MO11-0302	MO11-2202	MO11-2212	MO11-2302	MO11-3202	MO11-3212
3	MO11-0203	MO11-0213	MO11-0303	MO11-2203	MO11-2213	MO11-2303	MO11-3203	MO11-3213
4	MO11-0204	MO11-0214	MO11-0304	MO11-2204	MO11-2214	MO11-2304	MO11-3204	MO11-3214
5	MO11-0205	MO11-0215	MO11-0305	MO11-2205	MO11-2215	MO11-2305	MO11-3205	MO11-3215
6	MO11-0206	MO11-0216	MO11-0306	MO11-2206	MO11-2216	MO11-2306	MO11-3206	MO11-3216
7	MO11-0207	MO11-0217	MO11-0307	MO11-2207	MO11-2217	MO11-2307	MO11-3207	MO11-3217
8	MO11-0208	MO11-0218	-	MO11-2208	MO11-2218	MO11-2308	MO11-3208	MO11-3218
9	MO11-0209	MO11-0219	-	MO11-2209	MO11-2219	MO11-2309	MO11-3209	MO11-3219

MOTION
FRONT FORK DECAL

- Back printed on high gloss vinyl.
- Uses high quality adhesive.
- Will withstand aggressive riding and pressure washing.
- Sold in pairs.

Part #	Color
MO52-0100	Clear
MO52-0300	Carbon
MO52-0112	Clear Showa Red/Black
MO52-0118	Clear KYB Black/White
MO52-0311	Carbon Showa Red
MO52-0316	Carbon KYB Red



Clear



Carbon


 Clear Showa
Red/Black

 Clear KYB
Black/White

 Carbon Showa
Red


Carbon KYB Red

MOTION
FRONT FENDER SIDE DECAL

Part #	Color
MO33-0701	ZETA Racing Black
MO33-0702	ZETA Racing White


 ZETA Racing
Black

 ZETA Racing
White




MOTION
ALL GRIPPER SEAT COVER

- All gripper design provides excellent seat grip control.
- Simple solid color, fits almost all models.
- Provides excellent no-slip grip

Part #	Color
MO47-0101	Black



MOTION
MX GRIPPER SEAT COVER

- Universal seat cover for thin mx type seats.
- Seamless design for better control in hard riding.
- Used by Taka Higashino.

Part #	Color
MO47-0301	Black



DRZ400SM



DELTA BARREL 4 SILENCER

- Improved emission efficiency and exhaust pressure. DELTA BARREL 4 silencer provides high power in the entire power band.
- Special inner silencer body and multi-stage expanding mid pipe design provides power at the high end, and rich torque at bottom and middle bands.

Mid pipe is made of stainless steel. Silencer body is light weight aluminum. Exhaust center of gravity is positioned for motorcycle control performance. The best silencer for street or trail.

Designed for street, enduro, super motard use.

Sound output : 94 db

FIM approved end-cap design

Use with stock or DELTA head pipe.

Gasket not included. Use stock gasket.

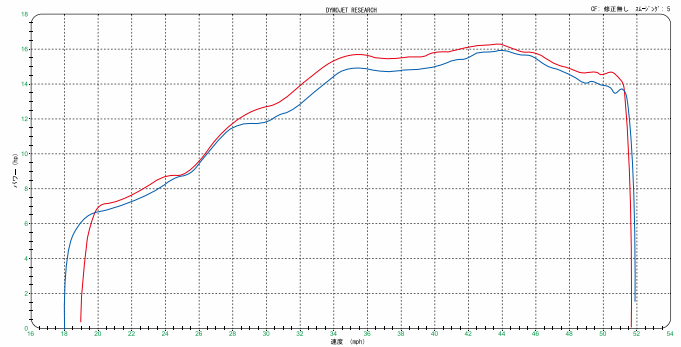
FIM approved aluminum die-cast end cap.

Silencer body and mid pipe are clamped in place by springs.

Brushed aluminum finish, light weight silencer body. Uses the best inside restrictor specific for each model. This provide a smooth exhaust gas circulation and increases horse power.

Multi-stage expanding mid pipe design provides more torque at the middle and bottom ranges.

KLX230 Power Graph (hp)



DELTA TORQ HEAD PIPE

- DELTA head pipe for more power and torque when using DELTA silencers.
- Developed for characteristics specific to each bike for more performance.
- Provides better power, acceleration and engine traction than stock head pipe.
- Upgrades performance characteristics for each model.
- Made of SUS304 stainless.

* See below fitting application for part no.

BARREL4 & TORQ HEAD PIPE



KLX230



WR250X



D-TRACKER X



SEROW 250

Bike	Year	BARREL4	BARREL4-S (JMCA)	TORQ HEAD PIPE
HONDA				
XR50MOTARD # 1	05-07	DL30-4102	DL30-5102	-
XR230	05-07	-	-	DL30-2106
	08-12	-	DL30-7106	DL30-2106
CROSS CUB110	18-21	-	DL30-5106	-
MONKEY125	19-20	-	DL30-5105	-
CT125	20	-	DL30-5107	-
CRF250L/M	12-16	DL30-6111	DL30-7111	DL30-2110
	17-20	DL30-6112	DL30-7112	DL30-2111
CRF250RALLY	17-20	DL30-6112	DL30-7112	DL30-2111
YAMAHA				
TRICKER	08-17	-	DL30-7206	-
SEROW250	08-17	-	DL30-7207	-
	18-20	-	DL30-7208	DL30-2203
XT250X	06-07	-	-	DL30-2202
	08-17	-	DL30-7207	DL30-2202
WR250R/X # 2	07-17	DL30-6204	DL30-7204	DL30-2204
KAWASAKI				
KLX125	10-16	DL30-6410	DL30-7411	DL30-2410
D-TRACKER125	10-16	DL30-6410	DL30-7412	DL30-2410
KLX230	20	-	DL30-7401	-
KLX250/D-TRACKER	01-07	DL30-6402	-	DL30-2402
KLX250	08-16	DL30-6404	DL30-7405	DL30-2402
D-TRACKER X	08-16	DL30-6404	DL30-7406	DL30-2402
SUZUKI				
250SB	02-06	DL30-6402	-	DL30-2402

#1 Integrated exhaust pipe structure. Full exhaust.

#2 Domestic specifications. Not compatible with overseas O2 sensors.



DELTA LOW NOISE INNER

- Low noise inner for DELTA Barrel 4 silencer.
- Reduced sound without reduced horsepower.
- Easy to install and remove stock restrictor for replacement.
- Can not be used for Barrel S-4 and Barrel 4 Mini



Part #

[DL99-9819](#)

DELTA TAIL PIECE

- FIM approved end cap.
- Can not be used for Barrel 4 Mini silencer.



Part #

[DL99-9811](#)

DELTA RESTRICTOR

Part #

[DL99-9817](#)

Size

22mm



DELTA BARREL4S-MINI SILENCER

- Provides better torque and power than standard exhaust. (See DYNO data)
- UP style design for off road ride.
- 100mm diameter exclusive short aluminum silencer body with beautiful laser etching DELTA logo plate. Larger diameter stainless steel header pipe provide more power and torque.
- Light weight design. STD exhaust weight is 5.2kg, DELTA is only 2.0kg.
- Comes with heat protectors on header pipe and silencer body.

Please note that the gasket is not included. Please use a new gasket. Designed for a single rider. Please install an additional general-purpose heat guard for tandem use.

Bike	Year	Part #
CROSS CUB110	18-21	DL30-5106
MONKEY125	19-20	DL30-5105
CT125 /TRAIL125	20/21	DL30-5107



SONIC

HANDGUARD

Bar-end mounting type handguard with an attractive design that can be used in any genre.



ZETA
SONIC HANDGUARD

- A bar-end mounted handguard that can be changed in style to suit various bikes.
- A higher grade of visuals, a high degree of freedom, and a wealth of functions will enhance your motorcycle life.
- General-purpose bar end type compatible with various handlebars and M16/M8 bar end type for Yamaha/Kawasaki models are available.
- Each of the four models is available with or without a polycarbonate protector.
- Replacement parts for each part are common to both left and right, and are sold in sets of one per side.



Svartpilen 401

The arm position is adjustable freely up and down



By loosening the arm bolt, the angle can be adjusted infinitely up and down around the bar end.

The guard angle is adjustable up and down in nine steps.



With the special spacers, the position can be adjusted by 5 degrees per level from the center position, 4 positions above and 4 positions below, for a total of 9 positions.

The arm can be adjusted in two positions.



The grooves on the bar end plug allow the arm to be adjusted in two positions to suit the vehicle.

Knuckle guard



The knuckle guard is made of soft and flexible PU resin. Mitigates impact from the front and prevents damage to the guard body.



Front plate

The front plate with laser-printed logo can be detached to create two different designs. Enjoy a wide range of styling with
- ZS72-2900 ZETA SONIC Handguard
- Optional PC Protector 2Pcs and
- ZETA Armor hand guard protectors.



Removable polycarbonate protector

Removable polycarbonate protector is standard equipment. Enjoy a wide range of styling with ZETA Armor hand guard protectors.



Double-Slide Anchor

The double-slide anchor system enables easy installation and strong attachment at the same time. Includes anchors for steel handlebars (17.5-18.5mm diameter) and aluminum handlebars (13.5-14.5mm diameter). Anchors are included. Can be installed on a wide range of vehicles.



Handlebarend

Compatible with handlebar ends, M16 type and M8 type.



Easy to install, stylish handguard that looks great on any bike.

- A stylish handguard that can be styled to fit a variety of bikes.
- Easy installation by simply fixing to the handlebar end.
- No need for complicated work like conventional handguards, yet firmly fixed.
- High-strength aluminum alloy bar ends protect the grips and throttle tubes from accidental falls.
- It is possible to adjust the position freely by adjusting the position infinitely up and down with the handlebar end as the axis, and adjusting the angle up and down in eight steps with the special spacer. It can be adjusted to any position to prevent interference with the vehicle.
- Matte black finish with a laser printed logo on the front plate. You can also attach and remove the optional PC protector of the same series and other ZETA protectors.
- The handguard allows you to freely change the appearance of the image and enjoy the styling of your choice.

[Handlebar size]

ZS72-2000: Steel handlebar : Inner diameter size 17.5mm - 18.5mm
Aluminum handlebar : Inner diameter 13.5mm - 14.5mm

ZS72-2001: M16 Bar end type handle (YAMAHA) or M8 bar end type handle (KAWASAKI)

[Mountable protector]

ZS72-2900: ZETA Sonic Hand guard Optional Polycarbonate protectors left/right set.

• ZETA Armor hand guard protectors.

[Note]

Can not fit ZETA XC flasher protectors.

Can not fit ZETA Scudo protector.



	Products	Part #	Color
①	SONIC HAND GUARD UNIVERSAL	ZS72-2000	Black
②	SONIC HAND GUARD M16/M8 Bar end type	ZS72-2001	Black

Material
 Knuckle guard : PU Resin
 Arm : Forged aluminum
 Front plate : High strength aluminum alloy
 Bolts and Nuts : Stainless steel
 Plug adapter : Steel
 Bar end plug : High strength aluminum alloy

CONTROL



LEVER



BODY



Bar-end mounting type handguard comes with Polycarbonate protector.

- Stylish handguard with polycarbonate (PC) protector as standard equipment.
- Polycarbonate (PC), which is resistant to impact, UV rays, and low / high temperatures, has a simple and stylish design that is used in any style of vehicles.
- Not only does it increase wind resistance, but it also mitigates frontal impact.
- Easy installation by simply fixing to the handlebar end.
- No need for complicated work like conventional handguards. Securely fixed with machined high-strength aluminum alloy bar-end plugs.
- It is possible to adjust the position freely by adjusting the position infinitely up and down with the handlebar end as the axis, and adjusting the angle up and down in eight steps with the special spacer. It can be adjusted to any position to prevent interference with the vehicle.

[Handlebar size]

ZS72-2100: Steel handlebar : Inner diameter size 17.5mm - 18.5mm
Aluminum handlebar : Inner diameter 13.5mm - 14.5mm

ZS72-2101: M16 Bar end type handle (YAMAHA) or M8 bar end type handle (KAWASAKI)

[Mountable protector]

ZS72-2900: ZETA Sonic Hand guard Optional Polycarbonate protectors left/right set.

• ZETA Armor hand guard protectors.

[Note]

Can not fit ZETA XC flasher protectors.

Can not fit ZETA Scudo protector.



	Products	Part #	Color	PC Protector
③	SONIC HANDGUARD PC Kit Universal	ZS72-2100	Black	Light Smoke
④	SONIC HANDGUARD PC Kit M16/M8 Bar end type	ZS72-2001	Black	Light Smoke

Material
 Knuckle guard : PU Resin
 Arm : Forged aluminum
 Front plate : High strength aluminum alloy
 Protector : Polycarbonate
 Bolts and Nuts : Stainless steel
 Plug adapter : Steel
 Bar end plug : High strength aluminum alloy

Replacement



ZETA SONIC HANDGUARD GUARD KIT
ZS72-2910



ZETA SONIC HANDGUARD ARM KIT
ZS72-2911



ZETA SONIC HANDGUARD BAR END KIT UNIVERSAL
ZS72-2920



ZETA SONIC HANDGUARD BAR END KIT M16/M8 Type
ZS72-2922



ZETA SONIC GUARD OPTION PC PROTECTOR 2Pcs
ZS72-2900

Option

FLIGHT HANDLE

Aim for fastest lap!

for RACING



STD

Short offset

ZETA FLIGHT HANDLE

- ZETA Clip on handle for racing use.
- All bolts and pins are made of Ti-6AL-4V titanium.
- Clamp body is made of 7009-T6 aluminum with precision CNC light weight finish for light weight and durability.
- Handlebar is made of 6061-T6 aluminum to ease impact and protect clamp body in event of a crash.
- Available in standard and short offset handle with many clamps and handlebar angles.

Type	Flight Handle Part #	Diameter	Clamp Offset	Angle	Handlebar Length	Replacement Handlebar
STD	ZS03-0133	50mm	39mm	6°	270mm	ZS03-8002
	ZS03-0135	50mm	39mm	9°	270mm	ZS03-8002
	ZS03-0167	53mm	40.5mm	6°	270mm	ZS03-8002
Short	ZS03-0233	50mm	29mm	6°	205mm *	ZS03-8003
	ZS03-0237	50mm	29mm	12°	205mm *	ZS03-8003
	ZS03-0257	52mm	30mm	12°	205mm *	ZS03-8003
	ZS03-0333	50mm	29mm	6°	222mm *	ZS03-8004
	ZS03-0337	50mm	29mm	12°	222mm *	ZS03-8004
	ZS03-0357	52mm	30mm	12°	222mm *	ZS03-8004

* Effective length

Replacement Handlebar

Part #	Type
ZS03-8002	STD 270mm
ZS03-8003	Short 240mm
ZS03-8004	Short 259mm

FUNCTION



HIGH QUALITY

Made of machined A7000 Grade aluminum for light weight. All bolts and pins are made of Ti-6AL-4V titanium.



CLAMP

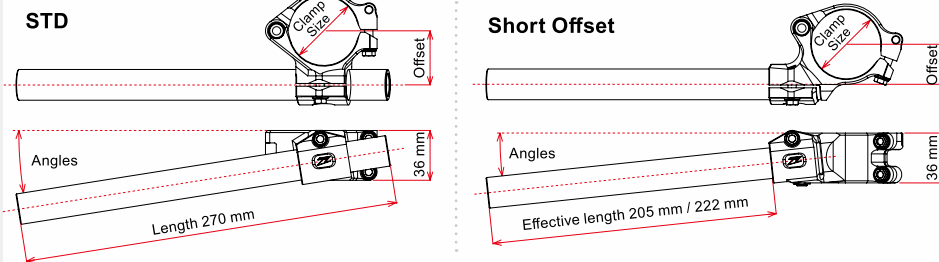
Clamp attaching design for quick handle installation and removal. Gap on the inner side of clamp provides better contact pressure.



HANDLEBAR

Throttle side has polished finish for smooth throttle control. Clutch side has shot peened finish for secure grip attachment.

DIAMETER



FLIGHT HANDLE Spec

Material (clamp)	: A7000 Grade
Material (bar)	: A6061-T6
Surface finish	: Color anodized finish
Handlebar out side diameter	: 22.2 mm
Handlebar inside diameter	: 16 mm
Clamp thickness	: 36 mm



ZETA FLIGHT TOP BRIDGE for ZX-25R

- Designed to reduce weight for race track.
- The design features fleshed-out details without compromising rigidity.
- Since the key cylinder can be detached from the mounting stay, you can take advantage of the lighter weight when racing in the track.

Part #	Bike	Specifications
ZS41-1220	ZX-25R 21-22	Material : 7000 series aluminum
ZS41-0210	CBR250RR 17-20	Surface treatment : Black anodized aluminum
		Clamp pinch bolt : Ti-6AL-4V





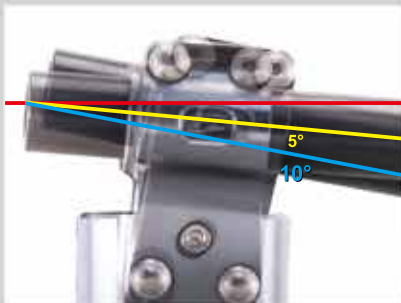
CLAMP

Gap on the inner side of clamp provides better contact pressure and prevents clamp from moving on to front forks and handlebars.



HIGH QUALITY

Fully machined from A6061-T6 aluminum, to achieve a light weight and durable product.



ADJUSTABLE

Provides 2 different handlebar angles, 10 degree angle for sport riding, 5 degree angle for comfortable riding position.

PILOT HANDLE Spec

Material : A6061-T06
 Surface finish : Color anodized finish
 Handlebar out side diameter : ϕ 22.2
 Handlebar inside diameter : ϕ 16
 Handlebar length : 270 mm
 Clamp thickness : 34 mm
 (30 mm for 37 clamp)



for STREET

Handlebar adjustable system

Provides comfort or sport riding handlebar positions.

ZETA PILOT HANDLE

- Provide many handlebar positions on your bike, great to use for sport riding and touring.
- Clamp and handlebar are made of A6061-T6 aluminum for durability.
- Clamp body is CNC machined, available red or titanium anodized colors.
- Handlebar bracket available in 2 different heights, 25 mm and 45 mm.
- Provides 2 different handlebar angles, 5 degree or 10 degree by changing handlebar bracket position on clamp body.
- Optional offset plate available if you need more space between OE clamp and handle bracket.
- Replacement handles available.

Size	Ti-color		Red		Black	
	High (45 mm)	Middle (25 mm)	High (45 mm)	Middle (25 mm)	High (45 mm)	Middle (25 mm)
ϕ 37	ZS03-1371	ZS03-1372	ZS03-1375	ZS03-1376	ZS03-1377	-
ϕ 41	ZS03-1411	ZS03-1412	ZS03-1415	ZS03-1416	ZS03-1417	ZS03-1418
ϕ 43	ZS03-1431	ZS03-1432	ZS03-1435	ZS03-1436	ZS03-1437	-
ϕ 50	ZS03-1501	ZS03-1502	ZS03-1505	ZS03-1506	ZS03-1507	ZS03-1508
ϕ 53	ZS03-1531	ZS03-1532	ZS03-1535	ZS03-1536	-	-



NINJA 250

Replacement



Replacement Handlebar

Part #	Type
ZS03-8002	STD 270mm

* Required drilling hole for control switch.



OFFSET PLATE KIT (5mm)

Use this plate kit when you need more space between OE clamp and handle bracket.

Part #	Color
ZS03-1910	Black
ZS03-1911	Ti-color
ZS03-1915	Red

* Comes with attachment bolts.

Optional



HANDLEBAR BRACKET KIT

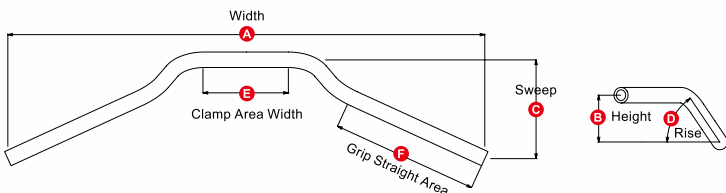
Part #		Color
High (45mm)	Middle (25mm)	
ZS03-1941	ZS03-1942	Ti-color
ZS03-1945	ZS03-1946	Red
ZS03-1947	ZS03-1948	Black





ZETA
GT HANDLEBAR

- Handlebar sizes which are designed for a relaxed and comfortable ride.
- Laser printed handlebar positioning gauge for accurate bar position setting.
- Made of durable aluminum with shot peened anodized finish.
- Matte titanium anodized surface finish.
- Handlebar diameter : 22.2 mm / Bar end inner diameter : 13.5 mm



Model	Part #	Handlebar dimensions					
		A	B	C	D	E	F
Low type-1	ZS07-1008	670	52	116	60°	115	200
Low type-2	ZS07-1018	680	63	135	67°	120	205
Medium type-1	ZS07-1108	685	67	142	56°	120	205
Medium type-2	ZS07-1118	685	71	152	62°	120	205
High type-1	ZS07-1208	740	98	150	63°	120	200

Laser printed logos and handlebar positioning gauge for accurate handlebar position setting.

Stock handlebar approximation (Please check the size of the stock handlebar on the actual car, as it is listed based on the stock handlebar)

ZS07-1008		ZS07-1018		ZS07-1108		ZS07-1118		ZS07-1208	
Bike	Year	Bike	Year	Bike	Year	Bike	Year	Bike	Year
HONDA									
NC750S	14-19	CB400SF/SB #	99-19	CB1300SF	14-19	CB1300SF	01-09	CB1100TYPE I	10
NC700S	12-16	CB400FOUR	97-98	CB1100TYPE II	10	CB1300SF	14-19	CB1100	14-18
CB400SF/SB	99-19	-	-	HORNET250	96-02	CB400SF	92-98	CB750	01-08
-	-	-	-	-	-	HORNET250	03-06	NC750X	14-20
-	-	-	-	-	-	-	-	NC700X	12-17
-	-	-	-	-	-	-	-	400X	13-18
YAMAHA									
XJR400	01-07	XJR1300	15	XJR1300	98-11	V-MAX1200	90-99	-	-
-	-	XJR400 #	01-07	XJR1200	94-96	-	-	-	-
KAWASAKI									
ZEPHYR400	89-95	ZEPHYR400 #	89-95	ZRX1200DAEG	09-16	ZRX1100	97-00	-	-
NINJA400R	10-13	NINJA400R	10-13	ZEPHYR750	90-06	ZEPHYR1100	92-06	-	-
-	-	-	-	ZRX400	95-04	-	-	-	-
-	-	-	-	NINJA400	14-17	-	-	-	-
SUZUKI									
-	-	INAZUMA400	97-02	BANDIT1250	07-15	GSR400	06-12	GSX1400	01-08
-	-	GSX400	04-07	-	-	-	-	-	-
-	-	IMPULSE	09-12	-	-	-	-	-	-
-	-	GLADIUS400	09-12	-	-	-	-	-	-

In some cases, it may be necessary to change the routing of cables and harnesses.

	Bike	Year	Size	Gold	Ti-Color	
HONDA	CT125 HUNTER CUB	20	M24xP1.0-30 H18.2	ZS58-1104	ZS58-1108	
	GR0M/MSX125	13-22	M24xP1.0-30 H18.2	ZS58-1104	ZS58-1108	
	MONKEY125	19-22	M24xP1.0-30 H18.2	ZS58-1104	ZS58-1108	
	VTR	99-17	M24xP1.0-30 H18.2	ZS58-1104	ZS58-1108	
	CBR250R	11-17	M24xP1.0-30 H18.2	ZS58-1104	ZS58-1108	
	CBR250RR	17-20	M24xP1.0-30 H18.2	ZS58-1104	ZS58-1108	
	CB250F	14-17	M24xP1.0-30 H18.2	ZS58-1104	ZS58-1108	
	CB250R	18-19	M24xP1.0-30 H18.2	ZS58-1104	ZS58-1108	
	CBR300R	15-18	M24xP1.0-30 H18.2	ZS58-1104	ZS58-1108	
	CB300F	15-18	M24xP1.0-30 H18.2	ZS58-1104	ZS58-1108	
	CB300R	19-20	M24xP1.0-30 H18.2	ZS58-1104	ZS58-1108	
	400X	13-21	M24xP1.0-30 H18.2	ZS58-1104	ZS58-1108	
	CB400F	13-16	M24xP1.0-30 H18.2	ZS58-1104	ZS58-1108	
	CBR400R	13-21	M24xP1.0-30 H18.2	ZS58-1104	ZS58-1108	
	CB400SF	92-20	M24xP1.0-30 H18.2	ZS58-1104	ZS58-1108	
	CB500F	13-19	M24xP1.0-30 H18.2	ZS58-1104	ZS58-1108	
	CB500X	13-20	M24xP1.0-30 H18.2	ZS58-1104	ZS58-1108	
	CBR500R	13-20	M24xP1.0-30 H18.2	ZS58-1104	ZS58-1108	
	CBR600RR	03-20	M24xP1.0-30 H18.2	ZS58-1104	ZS58-1108	
	CB650F	14-18	M24xP1.0-30 H18.2	ZS58-1104	ZS58-1108	
	CB650R	19-21	M24xP1.0-30 H18.2	ZS58-1104	ZS58-1108	
	CBR650F	14-18	M24xP1.0-30 H18.2	ZS58-1104	ZS58-1108	
	CBR650R	19-21	M24xP1.0-30 H18.2	ZS58-1104	ZS58-1108	
	NC700S/X	12-17	M24xP1.0-30 H18.2	ZS58-1104	ZS58-1108	
	NC750S/X	14-21	M24xP1.0-30 H18.2	ZS58-1104	ZS58-1108	
	VFR800	98-09	M24xP1.0-30 H18.2	ZS58-1104	ZS58-1108	
	VFR800F/X	14-17	M24xP1.0-30 H18.2	ZS58-1104	ZS58-1108	
	CB1000R	11-21	M24xP1.0-30 H18.2	ZS58-1104	ZS58-1108	
	CBR1000RR	04-07	M24xP1.0-30 H18.2	ZS58-1104	ZS58-1108	
	CB1100	10-20	M24xP1.0-30 H18.2	ZS58-1104	ZS58-1108	
	VFR1200F	10-14	M24xP1.0-30 H18.2	ZS58-1104	ZS58-1108	
	VFR1200X	14-15	M24xP1.0-30 H18.2	ZS58-1104	ZS58-1108	
	CB1300SF	03-20	M24xP1.0-30 H18.2	ZS58-1104	ZS58-1108	
	YAMAHA	FZ6/R	04-17	M22xP1.0-27 H18.5	ZS58-1404	ZS58-1408
		YZF-R6	99-20	M28xP1.0-36 H17	ZS58-1304	ZS58-1308
		TENERE700	20-21	M22xP1.0-27 H18.5	ZS58-1404	ZS58-1408
YZF-R7		22	M22xP1.0-27 H18.5	ZS58-1404	ZS58-1408	
FZ8		11-14	M28xP1.0-36 H17	ZS58-1304	ZS58-1308	
FZ-09/FJ-09		14-17	M22xP1.0-27 H18.5	ZS58-1404	ZS58-1408	
MT-09		14-21	M22xP1.0-27 H18.5	ZS58-1404	ZS58-1408	
MT09TRACER/TRACER900		15-20	M22xP1.0-27 H18.5	ZS58-1404	ZS58-1408	
XSR900		16-21	M22xP1.0-27 H18.5	ZS58-1404	ZS58-1408	
YZF-R1/M/S		98-21	M28xP1.0-36 H17	ZS58-1304	ZS58-1308	
FZ1(NORTH AMERICA)		01-05	M22xP1.0-27 H18.5	ZS58-1404	ZS58-1408	
		06-15	M28xP1.0-36 H17	ZS58-1304	ZS58-1308	
FZ1 FAZER(JAPAN)		08-15	M28xP1.0-36 H17	ZS58-1304	ZS58-1308	
V-MAX		99-07	M22xP1.0-27 H18.5	ZS58-1404	ZS58-1408	
XJR1300		98-15	M22xP1.0-27 H18.5	ZS58-1404	ZS58-1408	
KAWASAKI		NINJA250/R	08-17	M16x22-P1.5 L=22	ZS58-1204	ZS58-1208
		Z250	13-17	M16x22-P1.5 L=22	ZS58-1204	ZS58-1208
		ZX-25R	21-22	M28xP1.0-36 H17	ZS58-1304	ZS58-1308
		NINJA300	13-17	M16x22-P1.5 L=22	ZS58-1204	ZS58-1208
		ER-4N	11-13	M26x30-P1.0 L=18	ZS58-1214	ZS58-1218
	NINJA400/R	11-17	M26x30-P1.0 L=18	ZS58-1214	ZS58-1218	
	ZX-6R	05-12	M28xP1.0-36 H17	ZS58-1304	ZS58-1308	
		19-21	M26x30-P1.0 L=18	ZS58-1214	ZS58-1218	
	ER-6F	07-10	M26x30-P1.0 L=18	ZS58-1214	ZS58-1218	
	ER-6N	06-14	M26x30-P1.0 L=18	ZS58-1214	ZS58-1218	
	NINJA650/R	06-20	M26x30-P1.0 L=18	ZS58-1214	ZS58-1218	
	VERSYS650	07-20	M26x30-P1.0 L=18	ZS58-1214	ZS58-1218	
	NINJA1000/SX	11-21	M26x30-P1.0 L=18	ZS58-1214	ZS58-1218	
	Z650	17-20	M26x30-P1.0 L=18	ZS58-1214	ZS58-1218	
SUZUKI	Z750/S	04-10	M26x30-P1.0 L=18	ZS58-1214	ZS58-1218	
	Z800	13-16	M26x30-P1.0 L=18	ZS58-1214	ZS58-1218	
	Z900	17-20	M26x30-P1.0 L=18	ZS58-1214	ZS58-1218	
	Z900RS	18-20	M26x30-P1.0 L=18	ZS58-1214	ZS58-1218	
	Z900RS CAFÉ	18-20	M26x30-P1.0 L=18	ZS58-1214	ZS58-1218	
	Z1000	04-16	M26x30-P1.0 L=18	ZS58-1214	ZS58-1218	
		08-10	M26x30-P1.0 L=18	ZS58-1214	ZS58-1218	
	ZX-10R	11-15	M28xP1.0-36 H17	ZS58-1304	ZS58-1308	
		11-15	M28xP1.0-36 H17	ZS58-1304	ZS58-1308	
	VERSYS1000	12-18	M26x30-P1.0 L=18	ZS58-1214	ZS58-1218	
	SUZUKI	GSR250/GW250/INAZUMA250	12-17	M22xP1.0-27 H18.5	ZS58-1404	ZS58-1408
		GSR250S	14-15	M22xP1.0-27 H18.5	ZS58-1404	ZS58-1408
		GSX250R	17-21	M22xP1.0-27 H18.5	ZS58-1404	ZS58-1408
		V-STROM250	17-21	M22xP1.0-27 H18.5	ZS58-1404	ZS58-1408
GSX-R600		06-19	M28xP1.0-36 H17	ZS58-1304	ZS58-1308	
GSR750		13-16	M22xP1.0-27 H18.5	ZS58-1404	ZS58-1408	
GSX-R750		06-19	M28xP1.0-36 H17	ZS58-1304	ZS58-1308	
GSX-S750		17-18	M22xP1.0-27 H18.5	ZS58-1404	ZS58-1408	
GSX-R1000	06-20	M28xP1.0-36 H17	ZS58-1304	ZS58-1308		

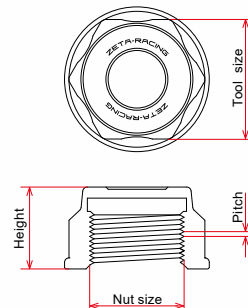


ZETA STEERING STEM NUT & BOLT

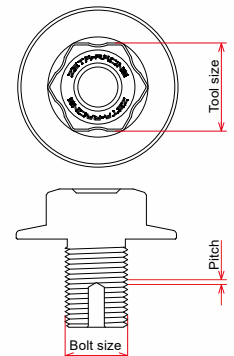
- CNC Machined steering stem nut and bolt.
- Made of A7009-T6 aluminum, light weight design.
- Available in Gold and Titanium color anodized colors.



STEERING STEM NUT



STEERING STEM BOLT



Nut / Bolt size Pitch Tool size Height

M24 x P1.0 - 30 H18.2

CONTROL

LEVER

BODY



Gold

ZETA

BAR END PLUGS

- Made of high strength aluminum and stainless steel.
- Functions as a weight to prevent unpleasant vibration.
- Design to fit specific models, easy to install.
- Available in gold colors.



CONTROL



LEVER



BODY



Universal L

Universal S

ZETA

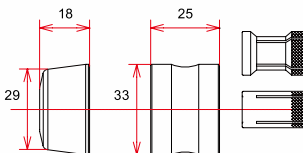
BAR END PLUGS Universal

- Universal bar end plug for sport bike.
- Available universal S and L models.
- L model comes with stainless steel bar weight to prevent unpleasant vibration.
- Available in gold and titanium colors.

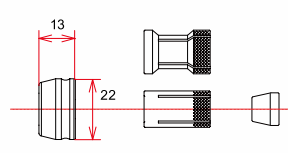
* handlebar inner diameter 13.5 mm - 19 mm

Gold	Size
ZS48-1004	Universal S
ZS48-1014	Universal L

Universal L dimension (mm)



Universal S dimension (mm)



Bike	Year	Gold
HONDA		
CBR250R	11-17	ZS48-1104
CBR250RR	17-19	ZS48-1104
CB250F	14-17	ZS48-1104
CB250R	18-19	ZS48-1104
CBR300R	15-18	ZS48-1104
CB300F	15-18	ZS48-1104
CB300R	19-20	ZS48-1104
400X	13-21	ZS48-1104
CB400F	13-16	ZS48-1104
CB400SF	92-20	ZS48-1104
CBR400R	13-21	ZS48-1104
CB500X	13-20	ZS48-1104
CB500F	13-18	ZS48-1104
CBR500R	13-20	ZS48-1104
CBR600RR	03-20	ZS48-1104
CB650F	14-18	ZS48-1104
CBR650F	14-18	ZS48-1104
NC700X	12-17	ZS48-1104
NC750S/X	14-21	ZS48-1104
VFR800	98-09	ZS48-1104
VFR800F	14-17	ZS48-1104
CB1000R	11-17	ZS48-1104
CBR1000RR	04-18	ZS48-1104
CB1100	10-20	ZS48-1104
CBR1100XX	97-03	ZS48-1104
VFR1200F	10-14	ZS48-1104
CB1300SF	03-20	ZS48-1104
YAMAHA		
MT-25/03	16-21	ZS48-1404
YZF-R25	15-21	ZS48-1404
YZF-R3	15-22	ZS48-1404
FZ6	04-08	ZS48-1414
FZ6R	07-17	ZS48-1414
YZF-R6	06-16	ZS48-1404
FZ07	15-17	ZS48-1414
MT07	14-20	ZS48-1414
XSR700	16-21	ZS48-1414
FZ8	11-15	ZS48-1404
FZ09	14-17	ZS48-1414
MT09	14-21	ZS48-1414
MT10	18-21	ZS48-1414
XSR900	16-21	ZS48-1414
FZ1(NORTH AMERICA)	01-15	ZS48-1414
FZ1 FAZER(JAPAN)	08-15	ZS48-1414
FZ10	17	ZS48-1414
YZF-R1	98-14	ZS48-1404
XJR1200	94-96	ZS48-1414
FJR1300	03-15	ZS48-1404
XJR1300	98-15	ZS48-1414
V-MAX	09-17	ZS48-1404
KAWASAKI		
NINJA 250	13-22	ZS48-1204
NINJA 300	13-17	ZS48-1204
NINJA 250R	08-12	ZS48-1204
Z250	13-22	ZS48-1204
ZX-25R	21	ZS48-1204
Z300	15-16	ZS48-1204
Z400	19-22	ZS48-1204
ER-4N	11-13	ZS48-1204
NINJA 400R	11-13	ZS48-1204
NINJA 400	14-22	ZS48-1204
ER-6f	07-10	ZS48-1204
ER-6n	06-14	ZS48-1204
ZX-6R	00-21	ZS48-1204
ZX-6RR	03-05	ZS48-1204
NINJA650	12-16	ZS48-1204
NINJA650R	09-11	ZS48-1204
VERSYS650	10-21	ZS48-1204
Z750	04-05	ZS48-1204
Z750S	05	ZS48-1204
ZX-7R	00-02	ZS48-1204
ZX-7RR	96-97	ZS48-1204
Z800	13-16	ZS48-1204
ZX-9R	99-03	ZS48-1204
NINJA1000	11-19	ZS48-1204
VERSYS1000	12-18	ZS48-1204
Z1000	03-20	ZS48-1204
ZX-10R	11-15	ZS48-1204
ZRX1100	97-00	ZS48-1204
ZRX1100II	97-00	ZS48-1204
ZRX1200DAEG	09-16	ZS48-1204
ZRX1200R	01-08	ZS48-1204
ZRX1200S	01-04	ZS48-1204
ZX-12R	00-06	ZS48-1204
ZZR1200	02-05	ZS48-1204
ZX-14R	12-20	ZS48-1204
ZZR1400	06-11	ZS48-1204
SUZUKI		
GSR250/S,GW250,INAZUMA250	12-17	ZS48-1014
GSX250R	17-21	ZS48-1014
GLADIUS400	09-14	ZS48-1014
GSR400	06-14	ZS48-1014
GSX-R600	01-03	ZS48-1014
V-STROM650/XT	04-17	ZS48-1014
GSX-R750	00-03	ZS48-1014
GSX-R1000	01-04	ZS48-1014



CBR250R



ZS53-1108

ZETA
BAR RISE KIT for CBR250R

- Bar rise spacer provides higher bar position.
- Made of CNC machined aircraft grade aluminum and titanium anodized finish.

Part #	Bike	Year	Spacer thickness
ZS53-1108	CBR250R	11-	10 mm

CONTROL



LEVER



BODY



ZETA
Other BAR RISE KIT
Page 13



ZX-25R

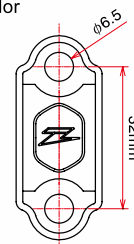


Ti-color

ZETA
BAR CLAMP

- Made of CNC machined aluminum with anodized finish.
- Exclusive look on your handlebar clamp.
- Available in gold and titanium colors.

Part #	
Gold	Ti-color
ZS40-1104	ZS40-1108



FLIGHT RD

CLUTCH LEVER PERCH KIT

Titanium M6 bolt

Titanium pivot pin
PVD finish to the surface with high strength and excellent abrasion resistance.

Titanium pin

Titanium M6 bolt

Ratio device

for RACING



ZETA

FLIGHT PERCH RD 4Finger

- Racing Flight clutch perch comes with ratio device.
- Provides 2 different lever ratios, light pulling and accurate clutch control, by changing position of Ratio Device (PAT. 1416268).
- Comes with quick cable adjuster for quick and easy clutch play adjustment, even during the ride.
- Lever bearing for less friction. Fully CNC machined, super light weight design.
- Conforms to FIM and MFJ regulations.
- Available perch comes with clutch switch for street use and without switch for racing use.
- M6 bolts and pivot pins are made of titanium.

Part #	Switch
ZS60-5881	W/O Switch
ZS60-5882	With Switch

FLIGHT PERCH RD Replacement parts



Picture	Part #	Description	Color
1.	ZS60-5908	Lever Assy 4 Finger	Black
2.	ZS60-5918	Perch Assy	Black
3.	ZS60-5929	Adjuster	Red
4.	ZS60-5938	Bolt Set	Black
5.	ZS60-5948	Switch Set	-
6.	ZS60-5991	Lever Arm 4 Finger	Black
7.	ZS60-5994	Lever Arm 3 Finger	Black

FUNCTION

FLIGHT PERCH RD Spec

Perch assy	A7009-T6
Lever adapter	A7009-T6
Lever arm	A7009-T6
Cable adjuster	A7009-T6
Clamp bolt	Ti-6AL-4V
Lever arm bolt	Ti-6AL-4V
Pivot pin	Ti-6AL-4V
Clamp hinge pin	Ti-6AL-4V



Clutch switch

A micro switch with a width of 13.3mm is designed as compactly as possible. The fine adjustable slide sensor arm offers the reaction timing capability. Dust and waterproof ability is IP67 including lead wire.

ACCURATE RATIO



LIGHT RATIO



Ratio device PAT. 1416268

Provides 2 different lever ratios, light pulling and accurate clutch control, by changing position of Ratio Device.



Quick clamp system

Hinge style clamp for easy and quick maintenance. Hinge pin is made of titanium alloy.



Folding lever

Lever swings upward in the event of a crash and prevents lever breakage.



Vent Holes

Lever body is designed to decrease wind pressure, and in case of a fall, the breaking point is pre-calculated to avoid worst case "DNF".



Lever End Ball

19 mm lever end ball complies to MFJ and FIM regulations.



Lever adjuster bolt

Can be adjust lever position with set screw.



Quick cable adjuster

Large size 1/6 rotating wire adjuster. Easy to adjust clutch play even during the ride.

CONTROL



LEVER



BODY

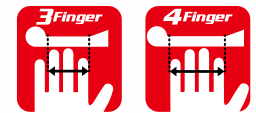


FLIGHT

CLUTCH LEVER PERCH KIT



for RACING



Quick clamp system

Hinge style clamp for easy and quick maintenance. Hinge pin is made of titanium alloy.



Folding lever

Lever swings upward in the event of crash and prevents lever breakage.



Vent Holes

Lever body is designed to decrease wind pressure, and in case of a fall, the breaking point is pre-calculated to avoid worst case "DNF".

Lever End Ball

19 mm lever end ball complies to MFJ and FIM regulations.



Quick cable adjuster

Large size 1/6 rotating wire adjuster. Easy to adjust clutch play even during the ride.

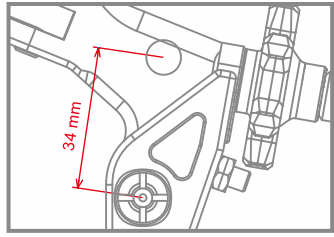
Lever adjuster bolt

Simple and light weight design for non step adjustment.

ZETA FLIGHT PERCH

- Clutch perch set for cable type clutch developed with 2017 Moto America winning clutch perch.
- Flight perch comes with 3 fingers short lever arm.
- Used by Moto America Factory Yoshimura Suzuki Racing Team, Japanese Yoshimura Suzuki and Kawasaki Team Green.
- Conforms to FIM and MFJ regulations.

Part #	Size	Color
ZS60-5883	4 Finger	Ti-color
ZS60-5886	3 Finger	
ZS60-5887	4 Finger	Black
ZS60-5888	3 Finger	



Distance between cable fitting and lever pivot pin.

FLIGHT PERCH Spec

Parch assy	A7009-T6
Lever adppter	A7009-T6
Lever arm	A6061-T6
Cable adjuster	A6061-T6
Clamp bolt	SUS304
Lever arm bolt	SUS304
Pivot pin	SUS304
Clamp hinge pin	Ti-6AL-4V

FLIGHT PERCH Replacement parts



Picture	Part #	Description	Color
1.	ZS60-5906	Lever Assy 3 Finger	Ti-color
1.	ZS60-5909	Lever Assy 4 Finger	Ti-color
2.	ZS60-5919	Perch Assy	Ti-color
3.	ZS60-5929	Adjuster	Red
4.	ZS60-5939	Bolt Set	Ti-color
5.	ZS60-5990	Lever Arm 4 Finger	Ti-color
5.	ZS60-5995	Lever Arm 3 Finger	Ti-color
6.	ZS60-5991	Lever Arm 4 Finger	Black
6.	ZS60-5994	Lever Arm 3 Finger	Black

FLIGHT LEVER SERIES

ENDURANCE WORLD CHAMPIONSHIP
YOSHIMURA SERT Motul



CONTROL



LEVER



BODY



Black

4 Finger

Ti-color

3 Finger

for RACING & SPORTS



ZETA FLIGHT LEVER

- Used by YOSHIMURA Racing team.
- Holes on lever body is designed to decrease wind pressure up to over 300 km / h.
- The breaking point is pre-calculated in case of a fall.
- Fully CNC machined from A7009 / A6061 aluminum, super light weight design.
- Conforms to FIM and MFJ regulations.
- Available 3 finger and 4 finger lever arm lengths.
- Available in black and titanium anodized colors.

FUNCTION



Vent Holes

Lever body is designed to decrease wind pressure, and in case of a fall, the breaking point is pre-calculated to avoid worst case "DNF".



Folding lever

Lever swings upward in the event of crash and prevents lever breakage.

Lever end ball

19 mm lever end ball complies to MFJ and FIM regulations.



ZETA

FLIGHT LEVER REMOTE ADJUSTER

- Provides fine adjustment to the brake lever from the left side handlebar.
- Able to tighten slack in your brakes with your free hand without letting off the throttle.
- CNC machined handlebar support included.

Part #	Discription
ZS60-3989	FLIGHT LEVER REMOTE ADJUSTER
ZS60-3998	Replacement wire 700mm

Bike	Year	Clutch lever						Brake lever					
		4Fi Black	Type	4Fi Ti-Color	Type	3Fi Ti-Color	Type	4Fi Black	Type	4Fi Ti-Color	Type	3Fi Ti-Color	Type
HONDA													
CBR600RR	03-06	ZS60-5011	L4SP	-	-	-	-	-	-	-	-	-	-
	07-21	ZS60-5011	L4SP	-	-	-	-	ZS60-3211	R4SH	-	-	ZS60-3015	R3SH
CBR1000RR/SP/SP2	04-07	-	-	-	-	-	-	ZS60-3211	R4SH	-	-	ZS60-3015	R3SH
	08-16	ZS60-5011	L4SP	-	-	-	-	ZS60-3211	R4SH	-	-	ZS60-3015	R3SH
	17-19	-	-	-	-	-	-	ZS60-3211	R4SH	-	-	ZS60-3015	R3SH
CBR1000RR-R	20	ZS60-5011	L4SP	-	-	-	-	ZS60-3211	R4SH	-	-	ZS60-3015	R3SH
CBR1000RR-R SP	20	ZS60-5011	L4SP	-	-	-	-	ZS60-3811	R4SH	-	-	-	-
CBR1000RR-R SP(USA)	21	ZS60-5011	L4SP	-	-	-	-	ZS60-3811	R4SH	-	-	-	-
CB1000R	11-17	-	-	-	-	-	-	ZS60-3211	R4SH	-	-	ZS60-3015	R3SH
	18-21	ZS60-5011	L4SP	-	-	-	-	ZS60-3211	R4SH	-	-	ZS60-3015	R3SH
YAMAHA													
YZF-R6	17-20	ZS60-5211	L4SP	-	-	-	-	ZS60-3621	R4SH	-	-	-	-
YZF-R1	15-21	ZS60-5211	L4SP	-	-	-	-	ZS60-3621	R4SH	-	-	-	-
YZF-R1M	15-21	ZS60-5211	L4SP	-	-	-	-	ZS60-3621	R4SH	-	-	-	-
YZF-R1S	16-18	ZS60-5211	L4SP	-	-	-	-	ZS60-3621	R4SH	-	-	-	-
KAWASAKI													
H2	15-21	ZS60-5851	L4SH	-	-	-	-	ZS60-3811	R4SH	-	-	-	-
H2R	15-20	ZS60-5851	L4SH	-	-	-	-	ZS60-3811	R4SH	-	-	-	-
H2 CARBON	19-21	ZS60-5851	L4SH	-	-	-	-	ZS60-3811	R4SH	-	-	-	-
Z H2 SE	21	-	-	-	-	-	-	ZS60-3811	R4SH	-	-	-	-
ZX-6R	00-06	ZS60-5111	L4SP	ZS60-5110	L4SP	ZS60-5115	L3SP	-	-	-	-	-	-
	07-18	ZS60-5111	L4SP	ZS60-5110	L4SP	ZS60-5115	L3SP	ZS60-3211	R4SH	-	-	ZS60-3215	R3SH
	19-21	-	-	-	-	-	-	ZS60-3211	R4SH	-	-	ZS60-3215	R3SH
ZX-10R	04-05	ZS60-5111	L4SP	ZS60-5110	L4SP	ZS60-5115	L3SP	-	-	-	-	-	-
	06-15	ZS60-5111	L4SP	ZS60-5110	L4SP	ZS60-5115	L3SP	ZS60-3211	R4SH	-	-	ZS60-3215	R3SH
	16-20	ZS60-5111	L4SP	ZS60-5110	L4SP	ZS60-5115	L3SP	ZS60-3811	R4SH	-	-	-	-
ZX-10RR	17-19	ZS60-5111	L4SP	ZS60-5110	L4SP	ZS60-5115	L3SP	ZS60-3811	R4SH	-	-	-	
ZX-14R HiGrade/SE	16-21	-	-	-	-	-	-	ZS60-3811	R4SH	-	-	-	
ZX-14R	06-19	-	-	-	-	-	-	ZS60-3211	R4SH	-	-	ZS60-3215	R3SH
Z1000	03-06	ZS60-5111	L4SP	ZS60-5110	L4SP	ZS60-5115	L3SP	-	-	-	-	-	-
	07-16	ZS60-5111	L4SP	ZS60-5110	L4SP	ZS60-5115	L3SP	ZS60-3211	R4SH	-	-	ZS60-3215	R3SH
	17-21	-	-	-	-	-	-	ZS60-3211	R4SH	-	-	ZS60-3215	R3SH
Z1000R EDITION	20	-	-	-	-	-	-	ZS60-3211	R4SH	-	-	ZS60-3215	R3SH
Z900RS/CAFÉ	18-22	-	-	-	-	-	-	ZS60-3211	R4SH	-	-	ZS60-3215	R3SH
NINJA1000	11-16	ZS60-5111	L4SP	ZS60-5110	L4SP	ZS60-5115	L3SP	ZS60-3211	R4SH	-	-	ZS60-3215	R3SH
	17-19	-	-	-	-	-	-	ZS60-3211	R4SH	-	-	ZS60-3215	R3SH
ZX-12R	00-06	ZS60-5111	L4SP	ZS60-5110	L4SP	ZS60-5115	L3SP	-	-	-	-	-	
ZX-9R	00-03	ZS60-5111	L4SP	ZS60-5110	L4SP	ZS60-5115	L3SP	-	-	-	-	-	
Z750	07-10	ZS60-5111	L4SP	ZS60-5110	L4SP	ZS60-5115	L3SP	-	-	-	-	-	
VERSYS1000	12-14	ZS60-5111	L4SP	ZS60-5110	L4SP	ZS60-5115	L3SP	-	-	-	-	-	
1400GTR/CONCOURS 14	08-21	-	-	-	-	-	-	ZS60-3211	R4SH	-	-	ZS60-3215	R3SH
SUZUKI													
GSX-R750/600	04-05	-	-	-	-	-	-	ZS60-3411	R4SH	ZS60-3410	R4SH	ZS60-3415	R3SH
	06-19	ZS60-5211	L4SP	-	-	-	-	ZS60-3411	R4SH	ZS60-3410	R4SH	ZS60-3415	R3SH
GSX-R1000/R	05-06	ZS60-5211	L4SP	-	-	-	-	ZS60-3411	R4SH	ZS60-3410	R4SH	ZS60-3415	R3SH
	09-22	ZS60-5211	L4SP	-	-	-	-	ZS60-3411	R4SH	ZS60-3410	R4SH	ZS60-3415	R3SH
GSX-S1000/F	15-20	ZS60-5211	L4SP	-	-	-	-	ZS60-3411	R4SH	ZS60-3410	R4SH	ZS60-3415	R3SH
KATANA	19-20	ZS60-5211	L4SP	-	-	-	-	ZS60-3411	R4SH	ZS60-3410	R4SH	ZS60-3415	R3SH
B-KING	07-09	-	-	-	-	-	-	ZS60-3411	R4SH	ZS60-3410	R4SH	ZS60-3415	R3SH
BMW													
S1000RR	10-14	-	-	ZS60-5810	L4SP	ZS60-5815	L3SP	ZS60-3411	R4SH	ZS60-3410	R4SH	ZS60-3415	R3SH
	15-17	-	-	ZS60-5830	L4SP	ZS60-5835	L3SP	ZS60-3411	R4SH	ZS60-3410	R4SH	ZS60-3415	R3SH
S1000R	14-17	-	-	ZS60-5830	L4SP	ZS60-5835	L3SP	ZS60-3411	R4SH	ZS60-3410	R4SH	ZS60-3415	R3SH
HP4	13-14	-	-	ZS60-5830	L4SP	ZS60-5815	L3SP	ZS60-3411	R4SH	ZS60-3410	R4SH	ZS60-3415	R3SH
DUCATI													
PANIGALE V4/S/R/S CORSE	18-21	ZS60-5851	L4SH	-	-	-	-	ZS60-3811	R4SH	-	-	-	-
PANIGALE V2	21	ZS60-5851	L4SH	-	-	-	-	ZS60-3811	R4SH	-	-	-	-
1299 PANIGALE/S	15-17	ZS60-5851	L4SH	-	-	-	-	ZS60-3811	R4SH	-	-	-	-
1199 PANIGALE/S/TRICOLORE	12-14	ZS60-5851	L4SH	-	-	-	-	ZS60-3811	R4SH	-	-	-	-
1199 PANIGALE R	13-17	ZS60-5851	L4SH	-	-	-	-	ZS60-3811	R4SH	-	-	-	-
959 PANIGALE	16-19	ZS60-5851	L4SH	-	-	-	-	ZS60-3811	R4SH	-	-	-	-
959 PANIGALE CORSE	18	ZS60-5851	L4SH	-	-	-	-	ZS60-3811	R4SH	-	-	-	-
899 PANIGALE	14-15	ZS60-5851	L4SH	-	-	-	-	ZS60-3811	R4SH	-	-	-	-
1198/1098/S/R	08-11	ZS60-5851	L4SH	-	-	-	-	ZS60-3811	R4SH	-	-	-	-
999/S/R	03-07	ZS60-5851	L4SH	-	-	-	-	ZS60-3811	R4SH	-	-	-	-
848/749/S/R/EVO/EVO CORSE SE	03-13	ZS60-5851	L4SH	-	-	-	-	ZS60-3811	R4SH	-	-	-	-
OTHER													
BREMBO RADIAL MASTER 19x20 for Ratio	-	ZS60-5711	L4SH	ZS60-5710	L4SH	-	-	ZS60-3711	R4SH	-	-	ZS60-3715	R3SH
BREMBO RADIAL MASTER 16x18 for Ratio	-	-	-	-	-	-	-	ZS60-3721	R4SH	ZS60-3720	R4SH	-	-
BREMBO RADIAL MASTER 19x18 for Ratio	-	ZS60-5721	L4SH	-	-	-	-	ZS60-3721	R4SH	ZS60-3720	R4SH	-	-
BREMBO RADIAL MASTER RCS	-	ZS60-3731	-	-	-	-	-	ZS60-3731	-	-	-	-	-
BREMBO RADIAL MASTER RCS Corsa Corta	-	ZS60-3741	-	-	-	-	-	ZS60-3741	-	-	-	-	-
NISSIN RADIAL CAST	-	-	-	-	-	-	-	ZS60-3411	R4SH	ZS60-3410	R4SH	ZS60-3415	R3SH

CONTROL



LEVER



BODY



REPLACEMENT PARTS

Red Brown

Adjust knob

Parts #	Color
ZS60-9113	Red
ZS60-9119	Brown

Ti-color Black

Lever arm Clutch

Parts #	Type	Color
ZS60-5980	L4SH (4 Finger)	Ti-color
ZS60-5981	L4SH (4 Finger)	Black
ZS60-5990	L4SP (4 Finger)	Ti-color
ZS60-5991	L4SP (4 Finger)	Black
ZS60-5995	L3SP (3 Finger)	Ti-color
ZS60-5994	L3SP (3 Finger)	Black

Black Ti-color

Lever arm Brake


Parts #	Type	Color
ZS60-3990	R4SH (4 Finger)	Ti-color
ZS60-3991	R4SH (4 Finger)	Black
ZS60-3995	R3SH (3 Finger)	Ti-color
ZS60-3994	R3SH (3 Finger)	Black



ZX25R

Pilot
LEVER
BRAKE/CLUTCH
LEVER

for
SPORTS
&
STREET



ZS61-1410


ZS61-1015

ZETA

PILOT LEVER

- High quality CNC machined levers for sport bikes.
- Folding lever system to prevent lever breakage.
- Short lever arm for sport riding.
- Available in black and titanium anodized colors.

Application P213-215



FUNCTION



Folding UP / DOWNWARD

Lever swings upward or downward in the event of crash to prevent lever breakage.



Folding FORWARD

Lever swings forward in the event of crash to prevent lever breakage.



CNC Machined lever

Precision CNC machined finish to reduce weight and for better lever control.



Adjust knob

Provides more sensitive lever adjusting positions than OEM levers. (20 lever positions)



Z900RS



XSR700



KATANA



TENERE 700



H2

PILOT LEVER SET : APPLICATION

Bike	Year	Ti-color	Black
HONDA			
CB1000R	18-21	-	ZS63-0011
CBR600RR	07-21	-	ZS63-0011
CBR1000RR/SP/SP2	08-19	-	ZS63-0011
CBR1000RR-R	20	-	ZS63-0011
YAMAHA			
MT-07/FZ-07	14-21	-	ZS63-0621
MT-09/FZ-09	14-20	-	ZS63-0621
	21	-	ZS63-0611
MT-09SP	18	-	ZS63-0621
MT-09 TRACER	15-20	-	ZS63-0621
XSR700	16-21	-	ZS63-0621
XSR900	16-21	-	ZS63-0621
FZ6/R/FAZER	04-17	-	ZS63-0621
FZ8/N/S/FAZER	11-15	-	ZS63-0621
FZ1/N/S	06-16	-	ZS63-0621
XJ6	09-16	-	ZS63-0621
TENERE 700	20-21	-	ZS63-0621
YZF-R6	17-20	-	ZS63-0611
YZF-R1	15-21	-	ZS63-0611
YZF-R1M	15-21	-	ZS63-0611
YZF-R1S	16-18	-	ZS63-0611
KAWASAKI			
ZX-25R/SE	21-22	-	ZS63-0221
ZX-6R	19-21	-	ZS63-0211
NINJA650	17-21	-	ZS63-0221
NINJA1000	17-19	-	ZS63-0211
Z650/900	17-21	-	ZS63-0221
Z900RS/CAFÉ	18-22	-	ZS63-0211
Z1000	17-21	-	ZS63-0211
Z1000R EDITION	20	-	ZS63-0211
VERSYS650	15-21	-	ZS63-0221
SUZUKI			
GSX-R600	06-19	ZS63-0418	ZS63-0411
GSX-R750	06-21	ZS63-0418	ZS63-0411
	05-06	ZS63-0418	ZS63-0411
GSX-R1000/R	09-22	ZS63-0418	ZS63-0411
GSX-S1000/F	15-20	ZS63-0418	ZS63-0411
KATANA	19-20	ZS63-0418	ZS63-0411



ZETA PILOT LEVER SET

- Pilot brake and clutch lever set.
- Available for HONDA, Yamaha, Kawasaki and Suzuki famous models.

PILOT LEVER Clutch / Brake : HONDA APPLICATION

Bike	Year	Clutch lever		Brake lever		
		Black	Lever Type	Ti-color	Black	Lever Type
HONDA						
CB400SS	02-08	-	-	ZS61-1430	ZS61-1435	R3WA
CB400SF/SB	97-16	-	-	ZS61-1430	ZS61-1435	R3WA
	08-13	-	-	ZS61-1020	ZS61-1025	R3WA
CB400SF/SB ABS	14-20	-	-	ZS61-1430	ZS61-1435	R3WA
CB650R	19-20	-	-	ZS61-1430	ZS61-1435	R3WA
CB750	07-08	-	-	ZS61-1430	ZS61-1435	R3WA
CB1000SF	92-97	ZS61-2025	L3WA	ZS61-1430	ZS61-1435	R3WA
CB1000R	11-17	ZS61-2025	L3WA	ZS61-1010	ZS61-1015	R3WB
CB1000R	18-20	ZS61-2015	L3WA	ZS61-1010	ZS61-1015	R3WB
CB1100/EX/RS	10-20	ZS61-2025	L3WA	ZS61-1430	ZS61-1435	R3WA
	98-00	ZS61-2025	L3WA	ZS61-1020	ZS61-1025	R3WA
CB1300SF/SB/ST	01-02	ZS61-2025	L3WA	-	-	-
	03-19	ZS61-2025	L3WA	ZS61-1430	ZS61-1435	R3WA
CB1300SF SP	20	ZS61-2025	L3WA	ZS61-1430	ZS61-1435	R3WA
CB1300SUPER BOL D'OR SP	20	ZS61-2025	L3WA	ZS61-1430	ZS61-1435	R3WA
CBR600F4/F4I	99-06	-	-	ZS61-1430	ZS61-1435	R3WA
CBR650R	19-20	-	-	ZS61-1430	ZS61-1435	R3WA
	03-06	ZS61-2015	L3WA	-	-	-
CBR600RR	07-20	ZS61-2015	L3WA	ZS61-1010	ZS61-1015	R3WB
CBR900RR	98-99	-	-	ZS61-1430	ZS61-1435	R3WA
CBR954RR	02-03	ZS61-2015	L3WA	-	-	-
	04-07	ZS61-2025	L3WA	ZS61-1010	ZS61-1015	R3WB
CBR1000RR/SP/SP2	08-19	ZS61-2015	L3WA	ZS61-1010	ZS61-1015	R3WB
CBR1000RR-R	20	ZS61-2015	L3WA	ZS61-1010	ZS61-1015	R3WB
CBR1000RR-R SP	20	ZS61-2015	L3WA	ZS61-1810	ZS61-1815	R3WB
CBR1000RR-R SP(USA)	21	ZS61-2015	L3WA	ZS61-1810	ZS61-1815	R3WB
CBR1100XX	97-06	ZS61-2025	L3WA	ZS61-1020	ZS61-1025	R3WA
X-4	97-03	ZS61-2025	L3WA	ZS61-1430	ZS61-1435	R3WA
X-11	99-00	-	-	ZS61-1020	ZS61-1025	R3WA
VTR	98-17	-	-	ZS61-1430	ZS61-1435	R3WA
VTR1000F	98-05	ZS61-2025	L3WA	ZS61-1430	ZS61-1435	R3WA
VFR800	03-08	ZS61-2025	L3WA	ZS61-1430	ZS61-1435	R3WA
VFR800FX	14-17	ZS61-2025	L3WA	ZS61-1430	ZS61-1435	R3WA
VFR1200X	14-17	ZS61-2025	L3WA	ZS61-1430	ZS61-1435	R3WA
VFR1200F	10-17	ZS61-2025	L3WA	-	-	-
RVF400	94-96	-	-	ZS61-1430	ZS61-1435	R3WA
NSR250R	87-96	-	-	ZS61-1430	ZS61-1435	R3WA
HORNET900	02-07	-	-	ZS61-1430	ZS61-1435	R3WA
HORNET600	98-02	-	-	ZS61-1430	ZS61-1435	R3WA
HORNET250	96-07	-	-	ZS61-1430	ZS61-1435	R3WA
DN-01	08	-	-	ZS61-1430	ZS61-1435	R3WA
NC700S/X	12-17	-	-	ZS61-1430	ZS61-1435	R3WA
NC750S/X	14-19	-	-	ZS61-1430	ZS61-1435	R3WA
X-ADV (FRONT)	17-19	-	-	ZS61-1430	ZS61-1435	R3WA
CRF1000L	16-19	-	-	ZS61-1430	ZS61-1435	R3WA

REPLACEMENT



Brake lever arm

Part #	Lever type	Color
ZS61-1980	R3WA	Ti-color
ZS61-1985	R3WA	Black
ZS61-1990	R3WB	Ti-color
ZS61-1995	R3WB	Black



Clutch lever arm

Part #	Lever type	Color
ZS61-2980	L3WA	Ti-color
ZS61-2985	L3WA	Black
ZS61-2990	L3WB	Ti-color
ZS61-2995	L3WB	Black



Adjustable Knob

Part #	Color
ZS61-9115	Gold

CONTROL

LEVER

BODY

PILOT LEVER Clutch / Brake : YAMAHA / KAWASAKI APPLICATION

Bike	Year	Clutch lever			Brake lever		
		Ti-color	Black	Lever Type	Ti-color	Black	Lever Type
YAMAHA							
V-MAX	09-20	-	ZS61-2615	L3WA	-	ZS61-1615	R3WB
NIKEN/GT	19-20	-	ZS61-2625	L3WA	-	ZS61-1625	R3WA
MT-07/FZ-07	14-21	-	ZS61-2415	L3WA	-	ZS61-1625	R3WA
MT-09/FZ-09	14-20	-	ZS61-2415	L3WA	-	ZS61-1625	R3WA
	21	-	ZS61-2415	L3WA	-	ZS61-1635	R3WB
MT-09SP	18	-	ZS61-2415	L3WA	-	ZS61-1625	R3WA
	21	-	ZS61-2625	L3WA	-	ZS61-1635	R3WB
MT-09 TRACER	15-17	-	ZS61-2415	L3WA	-	ZS61-1625	R3WA
TRACER900	18-20	-	ZS61-2415	L3WA	-	ZS61-1625	R3WA
TRACER900 GT	19-20	-	ZS61-2625	L3WA	-	ZS61-1625	R3WA
	21	-	ZS61-2625	L3WA	-	ZS61-1635	R3WB
MT-01	05-09	-	ZS61-2615	L3WA	-	ZS61-1615	R3WB
MT-10/FZ-10	17-21	-	ZS61-2625	L3WA	-	ZS61-1625	R3WA
MT-10SP	17	-	ZS61-2625	L3WA	-	ZS61-1625	R3WA
XSR700/900	16-21	-	ZS61-2415	L3WA	-	ZS61-1625	R3WA
	99-04	-	ZS61-2415	L3WA	-	-	-
YZF-R6	05-16	-	ZS61-2415	L3WA	-	ZS61-1615	R3WB
	17-20	-	ZS61-2415	L3WA	-	ZS61-1635	R3WB
YZF-R7	22	-	ZS61-2415	L3WA	-	-	-
YZF-R1	00-03	-	ZS61-2415	L3WA	-	-	-
	04-14	-	ZS61-2415	L3WA	-	ZS61-1615	R3WB
YZF-R1M	15-21	-	ZS61-2415	L3WA	-	ZS61-1635	R3WB
	15-21	-	ZS61-2415	L3WA	-	ZS61-1635	R3WB
YZF-R1S	16-18	-	ZS61-2415	L3WA	-	ZS61-1635	R3WB
FZ6R/FAZER	04-17	-	ZS61-2415	L3WA	-	ZS61-1625	R3WA
FZ8N/S/FAZER	11-15	-	ZS61-2415	L3WA	-	ZS61-1625	R3WA
FZ1N/S	06-16	-	ZS61-2415	L3WA	-	ZS61-1625	R3WA
XJR400R/R II	93-07	-	-	-	ZS61-1440	ZS61-1445	R3WA
XJR1200/1300	94-15	-	ZS61-2615	L3WA	ZS61-1440	ZS61-1445	R3WA
XJR1300C	15-16	-	ZS61-2615	L3WA	-	ZS61-1625	R3WA
XJ6	09-16	-	ZS61-2415	L3WA	-	ZS61-1625	R3WA
FJR1300	01-02	-	ZS61-2615	L3WA	ZS61-1440	ZS61-1445	R3WA
	03-19	-	ZS61-2615	L3WA	-	ZS61-1625	R3WA
FJR1300ES	20-21	-	ZS61-2615	L3WA	-	ZS61-1625	R3WA
XT660Z TENERE	08-15	-	-	-	-	ZS61-1625	R3WA
TENERE 700	20-21	-	ZS61-2415	L3WA	-	ZS61-1625	R3WA
XT1200Z SUPER TENERE/ES	10-21	-	-	-	-	ZS61-1625	R3WA
TDM850	97-01	-	-	-	ZS61-1440	ZS61-1445	R3WA
TDM900	02-03	-	-	-	ZS61-1440	ZS61-1445	R3WA
TDM900	04-09	-	-	-	-	ZS61-1625	R3WA
TRX850	95-99	-	-	-	ZS61-1440	ZS61-1445	R3WA
TZR250R/RS/SP/SPR	90-95	-	-	-	ZS61-1440	ZS61-1445	R3WA
KAWASAKI							
ZX-25R	21-22	-	ZS61-2235	L3WA	-	ZS61-1215	R3WA
ZX-25R SE	21-22	-	ZS61-2235	L3WA	-	ZS61-1215	R3WA
	02-04	ZS61-2210	ZS61-2215	L3WA	ZS61-1440	ZS61-1445	R3WA
ZX-6R	05-06	ZS61-2210	ZS61-2215	L3WA	-	-	-
	07-18	ZS61-2210	ZS61-2215	L3WA	-	ZS61-1015	R3WB
	19-21	-	ZS61-2235	L3WA	-	ZS61-1015	R3WB
ZX-7R	00-02	-	ZS61-2615	L3WA	-	-	-
ZX-9R	00-03	ZS61-2210	ZS61-2215	L3WA	-	-	-
	04-05	ZS61-2210	ZS61-2215	L3WA	-	-	-
ZX-10R	06-15	ZS61-2210	ZS61-2215	L3WA	-	ZS61-1015	R3WB
	16-20	ZS61-2210	ZS61-2215	L3WA	-	ZS61-1815	R3WB
ZX-10RR	17-19	ZS61-2210	ZS61-2215	L3WA	-	ZS61-1815	R3WB
ZX-11	97-01	-	ZS61-2615	L3WA	ZS61-1440	ZS61-1445	R3WA
ZX-12R	00-07	ZS61-2210	ZS61-2215	L3WA	ZS61-1440	ZS61-1445	R3WA
ZX-14R	06-19	-	ZS61-2225	L3WB	-	ZS61-1015	R3WB
ZX-14R/ HiGrade/SE	16-21	-	ZS61-2225	L3WB	-	ZS61-1815	R3WB
NINJA400R	11-17	-	ZS61-2235	L3WA	ZS61-1020	-	R3WA
	09-16	-	ZS61-2235	L3WA	ZS61-1020	-	R3WA
NINJA650R	17-21	-	ZS61-2235	L3WA	-	ZS61-1215	R3WA
	11-16	ZS61-2210	ZS61-2215	L3WA	-	ZS61-1015	R3WB
NINJA1000	17-19	-	ZS61-2235	L3WA	-	ZS61-1015	R3WB
	20-21	-	ZS61-2235	L3WA	-	-	-
NINJA1000SX	15-21	ZS61-2810	ZS61-2815	L3WB	-	ZS61-1815	R3WB
H2	15-20	ZS61-2810	ZS61-2815	L3WB	-	ZS61-1815	R3WB
H2 CARBON	19-21	ZS61-2810	ZS61-2815	L3WB	-	ZS61-1815	R3WB
Z H2 SE	21	-	-	-	-	ZS61-1815	R3WB
GPZ900R	91-03	-	ZS61-2615	L3WA	ZS61-1440	ZS61-1445	R3WA
ZRX400/II	94-08	-	-	-	ZS61-1440	ZS61-1445	R3WA
ZRX1100/1200DAEG	97-16	-	ZS61-2615	L3WA	ZS61-1440	ZS61-1445	R3WA
ZEPHER/x	89-06	-	ZS61-2235	L3WA	ZS61-1440	ZS61-1445	R3WA
ZEPHER750	91-06	-	ZS61-2235	L3WA	ZS61-1440	ZS61-1445	R3WA
ZEPHER1100/RS	92-06	-	ZS61-2615	L3WA	ZS61-1440	ZS61-1445	R3WA
Z650	17-21	-	ZS61-2235	L3WA	-	ZS61-1215	R3WA
Z750	04-05	-	ZS61-2235	L3WA	ZS61-1440	ZS61-1445	R3WA
	07-10	ZS61-2210	ZS61-2215	L3WA	-	-	-
Z750S	04-07	-	ZS61-2235	L3WA	ZS61-1440	ZS61-1445	R3WA
Z800	13-16	ZS61-2210	ZS61-2215	L3WA	-	-	-
Z900	17-21	-	ZS61-2235	L3WA	-	ZS61-1215	R3WA
Z900RS	18-22	-	ZS61-2235	L3WA	-	ZS61-1015	R3WB
Z900RS CAFÉ	18-22	-	ZS61-2235	L3WA	-	ZS61-1015	R3WB
Z1000	03-06	ZS61-2210	ZS61-2215	L3WA	ZS61-1440	ZS61-1445	R3WA
	07-16	ZS61-2210	ZS61-2215	L4WA	-	ZS61-1015	R3WB
Z1000R EDITION	17-21	-	ZS61-2235	L3WA	-	ZS61-1015	R3WB
	20	-	ZS61-2235	L3WA	-	ZS61-1015	R3WB
ZZR250/400	90-07	-	-	-	ZS61-1440	ZS61-1445	R3WA
ZZR1200	02-03	-	ZS61-2615	L3WA	ZS61-1440	ZS61-1445	R3WA
	04-05	-	-	-	ZS61-1440	ZS61-1445	R3WA
1400GTR /CONCOURS 14	08-21	-	ZS61-2225	L3WB	-	ZS61-1015	R3WB
ZR-7S	99-05	-	ZS61-2235	L3WA	ZS61-1440	ZS61-1445	R3WA
	12-14	ZS61-2210	ZS61-2215	L3WA	ZS61-1440	ZS61-1445	R3WA
VERSYS1000	15-18	-	ZS61-2235	L3WA	ZS61-1020	-	R3WA
	07-08	-	ZS61-2235	L3WA	ZS61-1440	ZS61-1445	R3WA
VERSYS650	09-14	-	ZS61-2235	L3WA	ZS61-1020	-	R3WA
	15-21	-	ZS61-2235	L3WA	-	ZS61-1215	R3WA
ER-6N/F	06-08	-	ZS61-2235	L3WA	ZS61-1440	ZS61-1445	R3WA
	09-14	-	ZS61-2235	L3WA	ZS61-1020	-	R3WA
BALIUS/II	91-07	-	ZS61-2235	L3WA	ZS61-1440	ZS61-1445	R3WA

CONTROL



LEVER



BODY



PILOT LEVER Clutch / Brake : SUZUKI / DUCATI / TRIUMPH / BMW / KTM / NISSIN APPLICATION

Bike	Year	Clutch lever		Brake lever		
		Black	Lever Type	Ti-color	Black	Lever Type
SUZUKI						
GSX-R600	04-05	-	-	-	ZS61-1415	R3WB
	06-19	ZS61-2415	L3WA	-	ZS61-1415	R3WB
GSX-S750	17-21	-	-	ZS61-1440	ZS61-1445	R3WA
GSX-R750	04-05	-	-	-	ZS61-1415	R3WB
	06-19	ZS61-2415	L3WA	-	ZS61-1415	R3WB
GSX-R1000/R	01-04	-	-	ZS61-1440	ZS61-1445	R3WA
	05-06	ZS61-2415	L3WA	-	ZS61-1415	R3WB
	07-08	ZS61-2425	L3WA	-	ZS61-1415	R3WB
	09-22	ZS61-2415	L3WA	-	ZS61-1415	R3WB
GSX-S1000/F	15-20	ZS61-2415	L3WA	-	ZS61-1415	R3WB
GSX-S1000	22	ZS61-2415	L3WA	ZS61-1440	ZS61-1445	R3WA
GSX-R1100W	93-98	-	-	ZS61-1440	ZS61-1445	R3WA
GSX1300R HAYABUSA	99-19	ZS61-2425	L3WA	ZS61-1440	ZS61-1445	R3WA
HAYABUSA	21	ZS61-2425	L3WA	-	ZS61-1415	R3WB
GSX1400	01-08	ZS61-2425	L3WA	ZS61-1440	ZS61-1445	R3WA
GSF1200	95-97	-	-	ZS61-1440	ZS61-1445	R3WA
GS1200SS	01-02	ZS61-2425	L3WA	ZS61-1440	ZS61-1445	R3WA
GSR400/600/ABS	06-15	-	-	ZS61-1440	ZS61-1445	R3WA
GSR750ABS	13-16	-	-	ZS61-1440	ZS61-1445	R3WA
GSX400 IMPULSE	94-07	-	-	ZS61-1440	ZS61-1445	R3WA
GSX250S KATANA	91-96	-	-	ZS61-1440	ZS61-1445	R3WA
GSX400S KATANA	92	-	-	ZS61-1440	ZS61-1445	R3WA
KATANA	19-20	ZS61-2415	L3WA	-	ZS61-1415	R3WB
BANDIT250/400/V	89-00	-	-	ZS61-1440	ZS61-1445	R3WA
BANDIT1200/1250/S/F	01-16	ZS61-2425	L3WA	ZS61-1440	ZS61-1445	R3WA
B-KING	07-09	-	-	-	ZS61-1415	R3WB
INAZUMA400	97-01	-	-	ZS61-1440	ZS61-1445	R3WA
INAZUMA1200	98-99	-	-	ZS61-1440	ZS61-1445	R3WA
TL1000R	98-03	ZS61-2425	L3WA	ZS61-1440	ZS61-1445	R3WA
TL1000S	97-01	-	-	ZS61-1440	ZS61-1445	R3WA
SV1000S	03-07	ZS61-2425	L3WA	ZS61-1440	ZS61-1445	R3WA
GLADIUS400/ABS	10-15	-	-	ZS61-1440	ZS61-1445	R3WA
GLADIUS650/ABS	09-16	-	-	ZS61-1440	ZS61-1445	R3WA
SV400/650/S	99-05	-	-	ZS61-1440	ZS61-1445	R3WA
SV650/X	16-21	-	-	ZS61-1440	ZS61-1445	R3WA
GOOSE250/350	92-00	-	-	ZS61-1440	ZS61-1445	R3WA
RGV250 γ	88-95	-	-	ZS61-1440	ZS61-1445	R3WA
V-STORM 650/ABS/XT	04-21	-	-	ZS61-1440	ZS61-1445	R3WA
V-STORM 1000/XT	07-19	ZS61-2425	L3WA	ZS61-1440	ZS61-1445	R3WA
V-STORM 1050XT	20-21	ZS61-2425	L3WA	ZS61-1440	ZS61-1445	R3WA

Bike	Year	Clutch lever			Brake lever	
		Ti-color	Black	Lever Type	Black	Lever Type
DUCATI						
PANIGALE V4/S/R/S CORSE	18-21	ZS61-2810	ZS61-2815	L3WB	ZS61-1815	R3WB
PANIGALE V2	21	ZS61-2810	ZS61-2815	L3WB	ZS61-1815	R3WB
1299 PANIGALE/S	15-17	ZS61-2810	ZS61-2815	L3WB	ZS61-1815	R3WB
1199 PANIGALE/S/ TRICOLORE	12-14	ZS61-2810	ZS61-2815	L3WB	ZS61-1815	R3WB
1199 PANIGALE R	13-17	ZS61-2810	ZS61-2815	L3WB	ZS61-1815	R3WB
959 PANIGALE	16-19	ZS61-2810	ZS61-2815	L3WB	ZS61-1815	R3WB
959 PANIGALE CORSE	18	ZS61-2810	ZS61-2815	L3WB	ZS61-1815	R3WB
899 PANIGALE	14-15	ZS61-2810	ZS61-2815	L3WB	ZS61-1815	R3WB
1198/1098/S/R	08-11	ZS61-2810	ZS61-2815	L3WB	ZS61-1815	R3WB
999/S/R	03-07	ZS61-2810	ZS61-2815	L3WB	ZS61-1815	R3WB
848/749/S/R/ EVO/EVO CORSE SE	03-13	ZS61-2810	ZS61-2815	L3WB	ZS61-1815	R3WB
SUPERSPORT /S	17-20	-	-	-	ZS61-1815	R3WB
STREETFIGHTER/S	10-13	ZS61-2810	ZS61-2815	L3WB	ZS61-1815	R3WB
STREETFIGHTER 848	12-15	ZS61-2810	ZS61-2815	L3WB	ZS61-1815	R3WB
STREETFIGHTER V4/S	21	ZS61-2810	ZS61-2815	L3WB	ZS61-1815	R3WB
HYPERMOTARD1100/S/EVO	08-12	ZS61-2810	ZS61-2815	L3WB	ZS61-1815	R3WB
HYPERMOTARD950/SP	19-21	ZS61-2810	ZS61-2815	L3WB	ZS61-1815	R3WB
MONSTER937+	21	ZS61-2810	ZS61-2815	L3WB	ZS61-1815	R3WB
MONSTER1200/S/R	14-21	ZS61-2810	ZS61-2815	L3WB	ZS61-1815	R3WB
MONSTER1100S/EVO	08-13	ZS61-2810	ZS61-2815	L3WB	ZS61-1815	R3WB
MONSTER S4RS	06-08	ZS61-2810	ZS61-2815	L3WB	ZS61-1815	R3WB
MONSTER S4R	07	ZS61-2810	ZS61-2815	L3WB	ZS61-1815	R3WB
MULTISTRADA1260ENDURO	21	ZS61-2810	ZS61-2815	L3WB	ZS61-1815	R3WB
MULTISTRADA1260/S/ PIKES PEAK/D Air	18-20	ZS61-2810	ZS61-2815	L3WB	ZS61-1815	R3WB
MULTISTRADA1200/S/PIKES PEAK/ENDURO/ENDURO PRO	10-19	ZS61-2810	ZS61-2815	L3WB	ZS61-1815	R3WB
MULTISTRADA950/S	19-21	ZS61-2810	ZS61-2815	L3WB	ZS61-1815	R3WB
MULTISTRADA V4/S	21	ZS61-2810	ZS61-2815	L3WB	ZS61-1815	R3WB
X DIAVEL/S	17-21	ZS61-2810	ZS61-2815	L3WB	ZS61-1815	R3WB
DIAVEL1260/S	20-21	ZS61-2810	ZS61-2815	L3WB	ZS61-1815	R3WB
DIAVEL	11-18	ZS61-2810	ZS61-2815	L3WB	ZS61-1815	R3WB
DIAVEL STRADA/DARK	13	ZS61-2810	ZS61-2815	L3WB	ZS61-1815	R3WB
DIAVEL CARBON	12-18	ZS61-2810	ZS61-2815	L3WB	ZS61-1815	R3WB

Bike	Year	Clutch lever		Brake lever		
		Ti-color	Lever Type	Black	Lever Type	
TRIUMPH						
BONNEVILLE	11-15	ZS61-2830	L3WB	-	-	
BONNEVILLE SE	09-12	ZS61-2830	L3WB	-	-	
BONNEVILLE T100	01-15	ZS61-2830	L3WB	-	-	
DAYTONA 675	06-12	ZS61-2830	L3WB	ZS61-1415	R3WB	
	13-15	ZS61-2830	L3WB	ZS61-1815	R3WB	
DAYTONA 675 R	11-15	ZS61-2830	L3WB	ZS61-1815	R3WB	
DAYTONA 675 SE	11	ZS61-2830	L3WB	ZS61-1415	R3WB	
DAYTONA595&955	97-00	ZS61-2830	L3WB	-	-	
DAYTONA600&650	04-05	ZS61-2830	L3WB	-	-	
DAYTONA955	01-05	ZS61-2830	L3WB	-	-	
SCRAMBLER	06-16	ZS61-2830	L3WB	-	-	
SPEED FOUR	03-05	ZS61-2830	L3WB	-	-	
SPEED TRIPLE (T509)	97	ZS61-2830	L3WB	-	-	
	98-07	ZS61-2830	L3WB	-	-	
SPEED TRIPLE	08-10	ZS61-2830	L3WB	ZS61-1415	R3WB	
	11-15	ZS61-2830	L3WB	ZS61-1815	R3WB	
SPEED TRIPLE R	12-15	ZS61-2830	L3WB	ZS61-1815	R3WB	
	16-17	-	-	ZS61-1815	R3WB	
SPEED TRIPLE S	16-17	-	-	ZS61-1815	R3WB	
SPRINT GT	11-12	ZS61-2830	L3WB	-	-	
SPRINT RS	00-04	ZS61-2830	L3WB	-	-	
SPRINT ST	99-12	ZS61-2830	L3WB	-	-	
SPRINT ST 1050	07	ZS61-2830	L3WB	-	-	
STREET TRIPLE	11-12	ZS61-2830	L3WB	-	-	
STREET TRIPLE 85	13-16	ZS61-2830	L3WB	-	-	
STREET TRIPLE S	17	ZS61-2830	L3WB	-	-	
STREET TRIPLE675	08-10	ZS61-2830	L3WB	-	-	
STREET TRIPLE675R	09-16	ZS61-2830	L3WB	ZS61-1415	R3WB	
THRUXTON	04-16	ZS61-2830	L3WB	-	-	
THRUXTON R	16-17	-	-	ZS61-1815	R3WB	
TIGER 1050	07-12	ZS61-2830	L3WB	-	-	
TIGER 1050 SE	11-12	ZS61-2830	L3WB	-	-	
TIGER 800/XC	11-14	ZS61-2830	L3WB	-	-	
TT600	00-03	ZS61-2830	L3WB	-	-	
TT600	00-03	ZS61-2830	L3WB	-	-	

BMW						
S1000RR	10-17	-	-	ZS61-1415	R3WB	
S1000R	14-17	-	-	ZS61-1415	R3WB	

KTM						
RC8/R	08-16	-	-	ZS61-1815	R3WB	
1290 SUPER DUKE R	15-20	-	-	ZS61-1815	R3WB	
1290 SUPER DUKE RS/ GT	16-20	-	-	ZS61-1815	R3WB	
990 SUPER DUKE/R	06-12	-	-	ZS61-1815	R3WB	
690 DUKE R	10-17	-	-	ZS61-1815	R3WB	

OTHER						
NISSIN RADIAL CAST	-	-	-	L3WB	ZS61-1415	R3WB
NISSIN RS-TYPE	-	-	-	-	ZS61-1445	R3WA

Bike	Year	Clutch lever		Brake lever		
		Black	Lever Type	Ti-color	Black	Lever Type
OTHER						
NISSIN RADIAL CAST	-	ZS61-2225	L3WB	-	ZS61-1415	R3WB
NISSIN RS-TYPE	-	-	-	ZS61-1440	ZS61-1445	R3WA





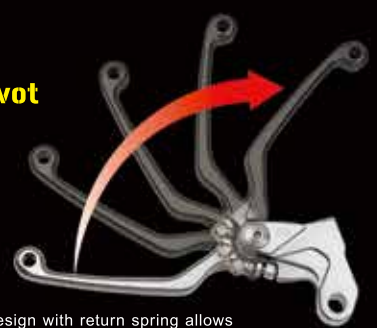
CBR250RR
ZS62-1030

ZETA
PIVOT LEVER SET STREET

- Pivot lever set for sport bike.
- CNC Machined aluminum folding levers.
- The pivot design allows the lever to fold outward to prevent bending or breaking in the event of a crash.
- Made of CNC machined aircraft grade aluminum.
- Available titanium and black anodized colors.

Bike	Year	Set		Clutch			Brake		
		Black	4 Finger	3 Finger	Type	4 Finger	3 Finger	Type	
HONDA									
GROM	13-22	ZS62-1020	ZE42-4115	-	K	ZE41-4145	ZE41-3145	K	
MONKEY125	19-22	ZS62-1020	ZE42-4115	-	K	ZE41-4145	ZE41-3145	K	
SUPER CUB C125	19-22	-	-	-	-	ZE41-4145	ZE41-3145	K	
CB125R	18-21	ZS62-1020	ZE42-4115	-	K	ZE41-4145	ZE41-3145	K	
CB250R	18-19	ZS62-1020	ZE42-4115	-	K	ZE41-4145	ZE41-3145	K	
CB300R	19-21	ZS62-1020	ZE42-4115	-	K	ZE41-4145	ZE41-3145	K	
CB250F	14-17	ZS62-1020	ZE42-4115	-	K	ZE41-4145	ZE41-3145	K	
CB300F	15-21	ZS62-1020	ZE42-4115	-	K	ZE41-4145	ZE41-3145	K	
CB400F	13-16	ZS62-1020	ZE42-4115	-	K	ZE41-4145	ZE41-3145	K	
CB500F	13-19	ZS62-1020	ZE42-4115	-	K	ZE41-4145	ZE41-3145	K	
CB500X	13-21	ZS62-1020	ZE42-4115	-	K	ZE41-4145	ZE41-3145	K	
CB400FOUR	97-98	-	-	-	-	ZE41-4298	-	M	
CB400SS	02-08	-	-	-	-	ZE41-4298	-	M	
CBR125R	11-17	-	-	-	-	ZE41-4145	ZE41-3145	K	
CBR250R	11-18	ZS62-1020	ZE42-4115	-	K	ZE41-4145	ZE41-3145	K	
CBR300R	15-20	ZS62-1020	ZE42-4115	-	K	ZE41-4145	ZE41-3145	K	
CBR400R/500R	13-21	ZS62-1020	ZE42-4115	-	K	ZE41-4145	ZE41-3145	K	
CBR250RR	17-20	ZS62-1030	-	-	K	-	-	K	
CBR400RR	88-94	-	-	-	-	ZE41-4298	-	M	
400X	13-21	ZS62-1020	ZE42-4115	-	K	ZE41-4145	ZE41-3145	K	
RVF400	94-96	-	-	-	-	ZE41-4298	-	M	
VTR/VTR-F	98-17	ZS62-1010	ZE42-4115	-	K	ZE41-4298	-	M	
HORNET250	96-07	-	-	-	-	ZE41-4298	-	M	
NSR250R	89-96	ZS62-1010	ZE42-4115	-	K	ZE41-4298	-	M	
NC700S/X	12-15	ZS62-1010	ZE42-4115	-	K	ZE41-4298	-	M	
NC750S/X	14-15	ZS62-1010	ZE42-4115	-	K	ZE41-4298	-	M	
ADV150(FRONT)	20	-	-	-	-	ZE41-4145	ZE41-3145	K	
X-ADV(FRONT)	17-19	-	-	-	-	ZE41-4298	-	M	
YAMAHA									
MT-25/03	16-21	ZS62-1610	-	-	K	-	-	M	
YZF-R25	15-21	ZS62-1610	-	-	K	-	-	M	
YZF-R3	15-22	ZS62-1610	-	-	K	-	-	M	
TZR250/R/RS/SPR	90-95	-	-	-	-	ZE41-4299	-	M	
XJR/400R/RII	01-07	-	-	-	-	ZE41-4299	-	M	
KAWASAKI									
NINJA 250SL	15-18	ZS62-1210	ZE42-4127	ZE42-3127	K	ZE41-4145	ZE41-3145	K	
NINJA 250R	08-22	ZS62-1210	ZE42-4127	ZE42-3127	K	ZE41-4145	ZE41-3145	K	
NINJA 300	13-16	ZS62-1210	ZE42-4127	ZE42-3127	K	ZE41-4145	ZE41-3145	K	
NINJA 400	18-22	ZS62-1210	ZE42-4127	ZE42-3127	K	ZE41-4145	ZE41-3145	K	
Z250/300	13-22	ZS62-1210	ZE42-4127	ZE42-3127	K	ZE41-4145	ZE41-3145	K	
Z400	19-22	ZS62-1210	ZE42-4127	ZE42-3127	K	ZE41-4145	ZE41-3145	K	
ZZR250	90-07	-	-	-	-	ZE41-4299	-	M	
ZZR400	90-06	-	-	-	-	ZE41-4299	-	M	
ZRX400/II	94-08	-	-	-	-	ZE41-4299	-	M	
ZEPHYR/X	89-06	-	-	-	-	ZE41-4299	-	M	
BALOUS/II	91-07	-	-	-	-	ZE41-4299	-	M	
VERSYS-X250	17-19	ZS62-1210	ZE42-4127	ZE42-3127	K	ZE41-4145	ZE41-3145	K	
VERSYS-X250 TOURER	20	ZS62-1210	ZE42-4127	ZE42-3127	K	ZE41-4145	ZE41-3145	K	
VERSYS-X300	17-21	ZS62-1210	ZE42-4127	ZE42-3127	K	ZE41-4145	ZE41-3145	K	
SUZUKI									
RGV250 GANMA	88-95	-	-	-	-	ZE41-4299	-	M	
GOOSE250/350	92-00	-	-	-	-	ZE41-4299	-	M	
BANDIT250/400/V	89-00	-	-	-	-	ZE41-4299	-	M	
SV400/S	99-05	-	-	-	-	ZE41-4299	-	M	
INAZUMA400	97-01	-	-	-	-	ZE41-4299	-	M	
KTM									
RC125/DUKE125	11-16	-	-	-	-	ZE41-4286	-	M	
RC200/DUKE200	11-18	-	-	-	-	ZE41-4286	-	M	
RC250/DUKE250	15-17	-	-	-	-	ZE41-4286	-	M	
RC390/DUKE390	15-16	-	-	-	-	ZE41-4286	-	M	

Pivot



Pivot design with return spring allows the lever to fold outward to prevent bending or breaking.

Adjustable



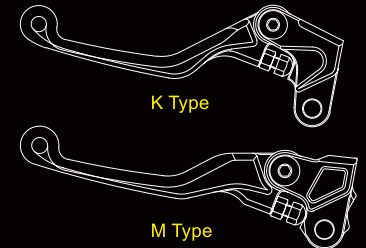
Adjustable reach system provides the perfect lever position for all riders.

CNC Machined lever arm



Machined ZETA logo provides better lever grip.

Lever Type



K Type

M Type

Replacement parts



Brake Lever Arm

Part #	Color	Type
ZE41-3100	Ti-color	3 Finger
ZE41-31001	Black	K Type
ZE41-4100	Ti-color	4 Finger
ZE41-41001	Black	K Type
ZE41-3200	Ti-color	3 Finger
ZE41-32001	Black	M Type
ZE41-4200	Ti-color	4 Finger
ZE41-42001	Black	M Type

Clutch Lever Arm

Part #	Color	Type
ZE42-3100	Ti-color	3 Finger
ZE42-31001	Black	K Type
ZE42-4100	Ti-color	4 Finger
ZE42-41001	Black	K Type

Mount Kit
ZE41-0190 Brake
ZE42-0190 Clutch

Brake Sensor
ZE41-0192



BRITISH SUPERBIKE



Replacement Arm

Parts # **ZS72-1190**

FLIGHT LEVER GUARD



ZS72-1142



ZS72-1162

for **RACING**

ZETA

FLIGHT LEVER GUARD

- Lever guard redesigned for race.
- Polymer lever guard has high strength and excellent flexibility.
- Steel bar ends and inner brackets provide the effect of balancer weights and contribute to vibration countermeasures.
- Installation workability has also improved.
- It is a true race part which does not have the adjustment mechanism with the setting of only the right side.

Part #	Inner diameter
ZS72-1142	14 mm (14 - 15.5 mm)
ZS72-1162	16 mm (16 - 17.5 mm)



Gold



Black



Ti-color


for **RACING / STREET**

ZETA

LEVER GUARD

- Lever guard prevents accidental brake lever incidents at the race, track day or street riding.
- Made of A7009-T6 aluminum for durable construction, with length adjustable function to fit most bikes.
- Can also be used for clutch lever side by changing the part direction.
- Available Gold and Titanium colors.
- Sold by unit quantity (One side only)
- Can be used for handlebar with inner diameter from 13.5 mm to 19 mm.

Part #	Color
ZS72-1000	Black
ZS72-1004	Gold
ZS72-1008	Ti-color



Replacement Arm

Parts # **ZS72-1094**





Ti-color



Gold

ZETA

OIL FILER CAP

- Made of CNC machined aluminum with anodized finish.
- 19 mm hex wrench head.
- Equipped with wiring hole to prevent losing the part.
- Available in gold and titanium colors.

Please use stock o-ring.



YZF-R25



TENERE700



GSR250



VERSYS-X250

Bike	Year	Gold	Ti-color
HONDA			
MONKEY125	19-21	ZS89-2104	ZS89-2108
CT125	20	ZS89-2104	ZS89-2108
TRAIL125	21	ZS89-2104	ZS89-2108
CB250F	14-17	ZS89-2104	ZS89-2108
CB250R	18-19	ZS89-2104	ZS89-2108
CB300F	15-18	ZS89-2104	ZS89-2108
CB300R	19-20	ZS89-2104	ZS89-2108
CBR250R	11-17	ZS89-2104	ZS89-2108
CBR250RR	17-20	ZS89-2104	ZS89-2108
CBR300R	15-20	ZS89-2104	ZS89-2108
400X	13-20	ZS89-2104	ZS89-2108
CB400F	13-16	ZS89-2104	ZS89-2108
CB400SF	99-20	ZS89-2104	ZS89-2108
CBR400R	13-19	ZS89-2104	ZS89-2108
CB500X	13-21	ZS89-2104	ZS89-2108
CB500F	13-19	ZS89-2104	ZS89-2108
CBR500R	13-21	ZS89-2104	ZS89-2108
CBR600RR	03-21	ZS89-2104	ZS89-2108
CBR929RR	00-01	ZS89-2104	ZS89-2108
CBR954RR	02-03	ZS89-2104	ZS89-2108
CB1100	10-20	ZS89-2104	ZS89-2108
CBR1000RR	04-19	ZS89-2104	ZS89-2108
CBR1000S	14-16	ZS89-2104	ZS89-2108
VTR1000F	98-05	ZS89-2104	ZS89-2108
CRF1000L	16-19	ZS89-2104	ZS89-2108
CRF1100L AFRICA TWIN /DCT	20-21	ZS89-2104	ZS89-2108
CRF1100L AFRICA TWIN ADV SPORTS ES/DCT	20-21	ZS89-2104	ZS89-2108
VFR1200F	10-12	ZS89-2104	ZS89-2108
VFR1200X	14-15	ZS89-2104	ZS89-2108
X-4	97-03	ZS89-2104	ZS89-2108
YAMAHA			
FZR250/R	87-94	ZS89-2404	ZS89-2408
FZX250 ZEAL	91-92	ZS89-2404	ZS89-2408
MT-25	16-20	ZS89-2404	ZS89-2408
MT-03	16-21	ZS89-2404	ZS89-2408
YZF-R25/R3	15-21	ZS89-2404	ZS89-2408
FZ400	97	ZS89-2404	ZS89-2408
XJR400	93-96	ZS89-2404	ZS89-2408
FZ6/FAZER	04-06	ZS89-2404	ZS89-2408
FZS600/S FAZER	00-03	ZS89-2404	ZS89-2408
FZX750	90	ZS89-2404	ZS89-2408
FZ6R	09-17	ZS89-2404	ZS89-2408
YZF-R6	99-20	ZS89-2404	ZS89-2408
MT-07	14-20	ZS89-2404	ZS89-2408
XSR700	17-21	ZS89-2404	ZS89-2408
FZ-07	15-17	ZS89-2404	ZS89-2408
TENERE700	20-21	ZS89-2404	ZS89-2408
FZ8	11-13	ZS89-2404	ZS89-2408
TDM850	98-01	ZS89-2404	ZS89-2408
XJ900 DIVERSION	00-02	ZS89-2404	ZS89-2408
FZ-1/FAZER	06-15	ZS89-2404	ZS89-2408
FZS1000FAZER	01-05	ZS89-2404	ZS89-2408
YZF-R1	98-14	ZS89-2404	ZS89-2408
XJR1200	94-96	ZS89-2404	ZS89-2408
XTZ1200Z/ZE	10-17	ZS89-2404	ZS89-2408
FJR1300/A/IAS	01-16	ZS89-2404	ZS89-2408
XVS1300AA	99-09	ZS89-2404	ZS89-2408

Bike	Year	Gold	Ti-color
KAWASAKI			
NINJA 250	13-17	ZS89-2204	ZS89-2208
	18-21	ZS89-2104	ZS89-2108
NINJA 250R	08-12	ZS89-2204	ZS89-2208
NINJA 250SL	15-16	ZS89-2104	ZS89-2108
Z250	13-17	ZS89-2204	ZS89-2208
	18-21	ZS89-2104	ZS89-2108
Z250SL	16-17	ZS89-2104	ZS89-2108
ZZR250	90-07	ZS89-2204	ZS89-2208
ZX-25R	21	ZS89-2104	ZS89-2108
VERSYS-X 250/TOURER	17-20	ZS89-2204	ZS89-2208
VERSYS-X 300	17-20	ZS89-2204	ZS89-2208
NINJA 300	13-17	ZS89-2204	ZS89-2208
ER-4n	11-13	ZS89-2104	ZS89-2108
EX-4	94-95	ZS89-2204	ZS89-2208
FX400R	86-90	ZS89-2204	ZS89-2208
GPZ400R/S	83-88	ZS89-2204	ZS89-2208
NINJA 400	14-21	ZS89-2104	ZS89-2108
NINJA 400R	11-13	ZS89-2104	ZS89-2108
Z400	19-21	ZS89-2104	ZS89-2108
ZEPHYR400 KAI	96-07	ZS89-2204	ZS89-2208
ZXR400/R	89-99	ZS89-2204	ZS89-2208
ZZR400	90-06	ZS89-2204	ZS89-2208
ER-6F	06-10	ZS89-2104	ZS89-2108
ER-6N	06-14	ZS89-2104	ZS89-2108
NINJA 600R	09-11	ZS89-2104	ZS89-2108
NINJA 650	12-20	ZS89-2104	ZS89-2108
	07-14	ZS89-2104	ZS89-2108
VERSYS650	15-20	ZS89-2104	ZS89-2108
ZX-6R	00-21	ZS89-2204	ZS89-2208
ZX-6RR	03-05	ZS89-2204	ZS89-2208
Z650	17-20	ZS89-2104	ZS89-2108
Z750/S	04-10	ZS89-2204	ZS89-2208
ZR-7	99-01	ZS89-2204	ZS89-2208
ZXR750	89-95	ZS89-2104	ZS89-2108
ZXR750R	91-94	ZS89-2104	ZS89-2108
Z800	13-16	ZS89-2104	ZS89-2108
GPZ900R	91-03	ZS89-2204	ZS89-2208
ZX-9R	98-03	ZS89-2204	ZS89-2208
Z900	18-21	ZS89-2104	ZS89-2108
Z900RS/CAFÉ	18-21	ZS89-2104	ZS89-2108
GPZ1100	95-99	ZS89-2204	ZS89-2208
NINJA 1000	10-19	ZS89-2104	ZS89-2108
NINJA 1000SX	20-21	ZS89-2104	ZS89-2108
VERSYS1000/SE	12-20	ZS89-2104	ZS89-2108
Z1000	03-09	ZS89-2204	ZS89-2208
	10-21	ZS89-2104	ZS89-2108
ZX-10R	04-20	ZS89-2204	ZS89-2208
ZRX1100/II	97-00	ZS89-2204	ZS89-2208
ZZ-R1100	99-01	ZS89-2204	ZS89-2208
ZRX1200R/S/DAEG	01-16	ZS89-2204	ZS89-2208
ZX-12R	00-06	ZS89-2204	ZS89-2208
ZZR1200	02-05	ZS89-2204	ZS89-2208
ZX-14R	12-20	ZS89-2204	ZS89-2208
ZZR1400	06-11	ZS89-2204	ZS89-2208
1400GTR	08-16	ZS89-2204	ZS89-2208
SUZUKI			
GSR250/GW250	12-17	ZS89-2304	ZS89-2308
GSR250S	14-15	ZS89-2304	ZS89-2308
INAZUMA 250	12-15	ZS89-2304	ZS89-2308
GSX250R	17-19	ZS89-2304	ZS89-2308
V-STORM250	17	ZS89-2304	ZS89-2308
GSR400	06-12	ZS89-2304	ZS89-2308
GLADIUS 400	09-13	ZS89-2304	ZS89-2308
IMPULUS 400	94-07	ZS89-2304	ZS89-2308
INAZUMA 400	97-02	ZS89-2304	ZS89-2308
GSX-R600	97-19	ZS89-2304	ZS89-2308
V-STORM650	04-19	ZS89-2304	ZS89-2308
SV650	16-19	ZS89-2304	ZS89-2308
SV650X	18-19	ZS89-2304	ZS89-2308
GSF750	96-00	ZS89-2304	ZS89-2308
GSR750	13-15	ZS89-2304	ZS89-2308
GSX-R750	89-19	ZS89-2304	ZS89-2308
GSX-S750	17-19	ZS89-2304	ZS89-2308
GSX-R1000	01-18	ZS89-2304	ZS89-2308
GSX-S1000/F	15-19	ZS89-2304	ZS89-2308
SV1000/S	03-07	ZS89-2304	ZS89-2308
V-STROM1000	04-19	ZS89-2304	ZS89-2308
GSX-R1100/W	86-98	ZS89-2304	ZS89-2308
BANDIT1200/S	01-06	ZS89-2304	ZS89-2308
BANDIT1250/S/F	06-15	ZS89-2304	ZS89-2308
GS1200SS	01-02	ZS89-2304	ZS89-2308
GSF1200	01-06	ZS89-2304	ZS89-2308
GSF1250	08-09	ZS89-2304	ZS89-2308
GSX1300R HAYABUSA	08-19	ZS89-2304	ZS89-2308
B-KING	08	ZS89-2304	ZS89-2308
GSX1400	01-08	ZS89-2304	ZS89-2308



ZETA
FORK TOP CAP NINJA 250/300

- CNC machined aluminum front fork cap for Ninja 250 / 300 -2017.
- Use this fork cover cap when you change to aftermarket clip on handles.
- Black anodized finish with laser printed logo.
- Comes in pairs.

Part #	Color
ZS59-8011	Black

CONTROL



LEVER



BODY



Softest position
(-5 mm)



Stock position
(0 mm)



Hardest position
(+10 mm)



Bike	Year	Gold	
YAMAHA	YZF-R25	15-18	ZE56-10514
	YZF-R3	15-18	ZE56-10514
KAWASAKI	NINJA250R	08-12	ZE56-10504
	NINJA250	13-17	ZE56-10504
	NINJA300	13-17	ZE56-10504

ZETA
FORK TOP CAP INITIAL ADJUSTER

- Top cap initial adjuster for Ninja 250 / 300 and YZF-R25 / R3
- Allows you to adjust spring pre load.
- Pre load adjustable range is -5 mm to +10 mm, provides pre load setting for racing use and soften for light weight riders.
- Integrated air bleeder, bleeds high pressure air without any tools from the front fork after hard and high speed riding.
- * Ninja 250/300 required to change handlebar to clip on handlebar for installation.





Ti-color

Gold

ZETA

MASTER CYLINDER COVER Application : P221

- Made of CNC machined aluminum with anodized finish.
- Makes your cylinder cover look exclusive.
- Available in gold and titanium colors.
- Available for front and rear brake cylinder cover and clutch cylinder cover.



ZX-25R



MT-09

REAR BRAKE MASTER CYLINDER COVER Application

Bike	Year	Gold	Ti-color
HONDA			
HORNET250	96-06	-	ZS86-0418
VTR/VTR-F	98-15	-	ZS86-0418
CB400SF	92-20	-	ZS86-0418
CB600F	04-06	-	ZS86-0418
CBR600F	91-06	-	ZS86-0418
NT700V	10-11	-	ZS86-0418
CB750	04-08	-	ZS86-0418
VFR800	98-09	-	ZS86-0418
CB900F	02-07	-	ZS86-0418
CBR900RR	95-03	-	ZS86-0418
CB1000R	11-17	-	ZS86-0418
CBR1000F	93-96	-	ZS86-0418
CBR1000RR	08-19	-	ZS86-0428
RVT1000R	00-06	-	ZS86-0418
CB1100	10-20	-	ZS86-0418
CBR1100XX	97-03	-	ZS86-0418
ST1100	95-03	-	ZS86-0418
VFR1200X	14	-	ZS86-0418
CB1300SF	98-20	-	ZS86-0418
ST1300	03-13	-	ZS86-0418
X-4	97-03	-	ZS86-0418
YAMAHA			
MT-25	16-20	-	ZS86-0428
MT-03	16-21	-	ZS86-0428
YZF-R25/R3	15-21	-	ZS86-0428
MT-07	14-20	-	ZS86-0428
XSR700	17-21	-	ZS86-0428
XSR900	16-21	-	ZS86-0428
MT-09/TRACER	14-21	-	ZS86-0428
TRACER900	18-20	-	ZS86-0428
YZF-R6	01-20	-	ZS86-0428
MT10	18-21	-	ZS86-0428
YZF-R1	09-14	-	ZS86-0428
FJR1300	06-15	-	ZS86-0418
XTZ1200ZE	15-17	-	ZS86-0428
SUZUKI			
BANDIT400	91-93	ZS86-0154	-
	11-19	-	ZS86-0428
GSX750F	98-06	-	ZS86-0418
GSX-R1000	09-16	-	ZS86-0428

Bike	Year	Ti-color
KAWASAKI		
NINJA 250	13-21	ZS86-0428
NINJA 250R	92-12	ZS86-0418
NINJA 250SL	15-16	ZS86-0428
ZX-25R	21	ZS86-0428
Z250	13-21	ZS86-0428
Z250SL	16-17	ZS86-0428
VERSYS-X 250/TOURER	17-20	ZS86-0428
VERSYS-X 300	17-20	ZS86-0428
Z300	16	ZS86-0428
NINJA 300	13-17	ZS86-0428
ER-4n	11-13	ZS86-0418
NINJA 400/R	11-17	ZS86-0418
NINJA400	18-21	ZS86-0428
Z400	19-20	ZS86-0428
ZRX	94-08	ZS86-0418
ZRX-II	95-06	ZS86-0418
ZZR400	93-06	ZS86-0418
NINJA 500	94-09	ZS86-0428
ZEPHYR ZR550	92-08	ZS86-0418
NINJA 600R	92-97	ZS86-0418
ZX-6	92-01	ZS86-0418
	95-06	ZS86-0418
ZX-6R	07-08	ZS86-0428
	09-12	ZS86-0418
ZX-6RR	03-05	ZS86-0418
ZZR600	02-08	ZS86-0418
ER-6F	09-10	ZS86-0418
ER-6N	09-14	ZS86-0418
NINJA 650/R	06-16	ZS86-0418
NINJA 650	17-20	ZS86-0428
	07-14	ZS86-0418
VERSYS650	15-20	ZS86-0418
Z650	17-20	ZS86-0428
Z750	04-05	ZS86-0418
	06-10	ZS86-0428
Z750S	05-07	ZS86-0418
ZR-7	00	ZS86-0418
ZR750	92-93	ZS86-0418
ZR-7S	01-05	ZS86-0418
ZX-7R	91-03	ZS86-0418
ZX-7RR	96-97	ZS86-0418
ZX-9R	94-03	ZS86-0418
Z900	18-21	ZS86-0428
Z900RS/CAFÉ	18-21	ZS86-0428
Z900RS	18	ZS86-0428
NINJA1000	11-19	ZS86-0428
NINJA1000SX	20-21	ZS86-0428
VERSYS1000/SE	12-20	ZS86-0428
	03-06	ZS86-0418
Z1000	07-21	ZS86-0428
	04-07	ZS86-0418
ZX-10R	08-20	ZS86-0428
GPZ1100	95-07	ZS86-0418
ZEPHYR1100	92-05	ZS86-0418
ZEPHYR1100RS	96-02	ZS86-0418
ZR1100	92-95	ZS86-0418
ZRX1100	99-00	ZS86-0418
ZX-11	92-01	ZS86-0418
ZRX1200DAEG	09-16	ZS86-0418
ZRX1200R	01-05	ZS86-0418
ZRX1200S	01-04	ZS86-0418
ZX-12R	00-05	ZS86-0418
ZZR1200	02-05	ZS86-0418
ZX-14	06-11	ZS86-0418
ZX-14R	12-20	ZS86-0418
ZZR1400	06-11	ZS86-0418

FRONT BRAKE MASTER CYLINDER COVER Application

Front	Year	Gold	Ti-color
CB400F	89-90	-	ZS86-0128
CB400SF	92-20	-	ZS86-0128
CB600F	04-06	-	ZS86-0128
CBR600F	91-06	-	ZS86-0128
CBR600RR	03-06	-	ZS86-0128
	07-21	-	ZS86-0418
CB650F	14-18	-	ZS86-0128
CBR650F	14-18	-	ZS86-0128
CB650R	19-21	-	ZS86-0128
CBR650R	19	-	ZS86-0128
NC700X/S	12-17	-	ZS86-0128
NT700V	10-11	-	ZS86-0128
CB750	04-08	-	ZS86-0128
NC750X/S	14-20	-	ZS86-0128
VFR800	98-09	-	ZS86-0128
VFR800F	14-15	-	ZS86-0128
CB900F	02-07	-	ZS86-0128
CB1000	94-95	-	ZS86-0128
CB1000R	11-17	-	ZS86-0418
CBR1000F	87-96	-	ZS86-0128
CBR1000S	14-16	-	ZS86-0418
CBR1000RR	06-19	-	ZS86-0418
CRF1000L	16-19	-	ZS86-0128
CRF1100L AFRICA TWIN /DCT	20-21	-	ZS86-0128
CRF1100L AFRICA TWIN ADV SPORTS ES/DCT	20-21	-	ZS86-0128
CB1100	10-20	-	ZS86-0128
CBR1100XX	97-03	-	ZS86-0128
ST1100	91-03	-	ZS86-0128
VFR1200X	14	-	ZS86-0128
CB1300SF	98-20	-	ZS86-0128
ST1300	03-13	-	ZS86-0128
X-4	97-03	-	ZS86-0128
FZ6/R	04-17	ZS86-0164	ZS86-0168
R6S	06-09	-	ZS86-0418
YZF-R6	99-20	-	ZS86-0418
FZ-07	15-17	ZS86-0164	ZS86-0168
MT-07	14-20	ZS86-0164	ZS86-0168
XSR700	17-21	ZS86-0164	ZS86-0168
TENERE700	20-21	ZS86-0164	ZS86-0168
XSR900	16-21	ZS86-0164	ZS86-0168
FZ-09	14-17	ZS86-0164	ZS86-0168
MT-09/TRACER	14-20	ZS86-0164	ZS86-0168
MT-09	21	-	ZS86-0418
TRACER900	18-20	ZS86-0164	ZS86-0168
MT10	18-21	ZS86-0164	ZS86-0168
FZ1	01-05	-	ZS86-0148
	06-15	ZS86-0164	ZS86-0168
FZ1 FAZER	08-15	ZS86-0164	ZS86-0168
YZF-R1	98-20	-	ZS86-0418
XJR1200	94-96	-	ZS86-0148
XTZ1200Z/ZE	10-17	ZS86-0164	ZS86-0168
FJR1300	03	-	ZS86-0148
FJR1300	04-15	ZS86-0164	ZS86-0168
XJR1300	98-15	-	ZS86-0148
XJR1300C	15	ZS86-0164	ZS86-0168

Front	Year	Gold	Ti-color
NINJA 250R	92-07	-	ZS86-0148
ZX-25R	21	-	ZS86-0138
ER-4N	11-13	-	ZS86-0138
NINJA 400/R	11-17	-	ZS86-0138
ZRX	94-08	-	ZS86-0148
ZRX-II	95-06	-	ZS86-0148
ZZR400	93-06	-	ZS86-0148
NINJA 500	94-09	-	ZS86-0148
ZEPHYR ZR550	92-08	-	ZS86-0148
NINJA 600R	92-97	-	ZS86-0148
ZX-6	92-01	-	ZS86-0148
	95-97	-	ZS86-0148
ZX-6R	98-21	-	ZS86-0418
ZX-6RR	03-05	-	ZS86-0418
	02-04	-	ZS86-0148
ZZR600	05-08	-	ZS86-0418
ER-6F	09-10	-	ZS86-0148
ER-6N	09-14	-	ZS86-0138
NINJA650	09-20	-	ZS86-0138
NINJA650R	06-08	-	ZS86-0148
VERSYS650	07-08	-	ZS86-0148
	09-20	-	ZS86-0138
Z650	17-20	-	ZS86-0138
Z750	04-05	-	ZS86-0148
	06-10	-	ZS86-0418
Z750S	05-07	-	ZS86-0148
ZR-7	00	-	ZS86-0148
ZR750	92-93	-	ZS86-0148
ZR-7S	01-05	-	ZS86-0148
ZX-7R	91-03	-	ZS86-0418
ZX-7RR	96-97	-	ZS86-0418
	94-97	-	ZS86-0148
ZX-9R	98-03	-	ZS86-0418
Z900	18-21	-	ZS86-0138
Z900RS/CAFÉ	18-21	-	ZS86-0418
NINJA1000	11-19	-	ZS86-0418
NINJA1000SX	20-21	-	ZS86-0418
VERSYS1000	12-14	-	ZS86-0148
VERSYS1000	15-19	-	ZS86-0138
VERSYS1000SE	20	-	ZS86-0418
Z1000	03-06	-	ZS86-0148
	07-09	-	ZS86-0418
ZX-10R	04-15	-	ZS86-0418
GPZ1100	95-07	-	ZS86-0148
ZEPHYR1100	92-05	-	ZS86-0148
ZEPHYR1100RS	96-02	-	ZS86-0148
ZR1100	92-95	-	ZS86-0148
ZRX1100	99-00	-	ZS86-0148
ZX-11	92-01	-	ZS86-0148
ZRX1200DAEG	09-16	-	ZS86-0148
ZRX1200R	01-05	-	ZS86-0148
ZRX1200S	01-04	-	ZS86-0148
ZX-12R	00-05	-	ZS86-0148
ZZR1200	02-05	-	ZS86-0148
ZX-14	06-11	-	ZS86-0418
ZX-14R	12-17	-	ZS86-0418
ZZR1400	06-11	-	ZS86-0418
GSR250/GW250	12-17	ZS86-0154	-
GSR250S	14-15	ZS86-0154	-
INAZUMA250	12-15	ZS86-0154	-
GSX250R	17-19	ZS86-0154	-
V-STROM250	17	ZS86-0154	-
BANDIT400	91-93	ZS86-0154	-
GLADIUS400	10-13	ZS86-0154	-
GSR400	06-13	ZS86-0154	-
GSX-R600	97-19	-	ZS86-0418
GSX-R600W	92-93	-	ZS86-0418
GS650F	08-09	ZS86-0154	-
SV650	99-09	ZS86-0154	-
SV650S	99-09	-	ZS86-0418
V-STROM650/XT	04-19	ZS86-0154	-
GLADIUS650	09	ZS86-0154	-
GSR750	13-15	ZS86-0154	-
GSX-R750	93-19	-	ZS86-0418
GSX750F	89-06	ZS86-0154	-
GSX-S750	17-19	ZS86-0154	-
GSX-R1000	01-18	-	ZS86-0418
SV1000	03-05	ZS86-0154	-
SV1000S	03-07	-	ZS86-0418
TL1000R	98-03	-	ZS86-0418
TL1000S	97-01	-	ZS86-0418
V-STROM1000/XT	02-19	ZS86-0154	-
GSX-R1100	91-92	ZS86-0154	-
GSX-R1100W	93-98	ZS86-0154	-
BANDIT1200	97-05	ZS86-0154	-
BANDIT1250/S	07-15	ZS86-0154	-
GSX1250F	11	ZS86-0154	-
GSX1300R HAYABUSA	99-19	ZS86-0154	-

CLUTCH MASTER CYLINDER COVER Application

Clutch	Year	Ti-color
VFR800	98-09	ZS86-0128
VFR800F	14-15	ZS86-0128
CB1000	94-95	ZS86-0128
CB1000R	11-17	ZS86-0428
CBR1000F	87-96	ZS86-0128
CBR1000RR	04-07	ZS86-0428
RV1T1000R	00-06	ZS86-0428
CB1100	10-20	ZS86-0128
CBR1100XX	97-03	ZS86-0128
ST1100	91-03	ZS86-0128
CB1300SF	98-20	ZS86-0128
ST1300	03-13	ZS86-0128
X-4	97-03	ZS86-0128

Clutch	Year	Ti-color
XJR1200	94-96	ZS86-0148
FJR1300	03-15	ZS86-0148
XJR1300	98-15	ZS86-0148
XJR1300C	15	ZS86-0148

Clutch	Year	Ti-color
ZX-9R	94-97	ZS86-0148
GPZ1100	95-07	ZS86-0148
ZEPHYR1100	92-05	ZS86-0148
ZEPHYR1100RS	96-02	ZS86-0148
ZR1100	92-95	ZS86-0148
ZRX1100	99-00	ZS86-0148
ZX-11	92-01	ZS86-0148
ZRX1200DAEG	09-16	ZS86-0148
ZRX1200R	01-05	ZS86-0148
ZRX1200S	01-04	ZS86-0148
ZZR1200	02-05	ZS86-0148

Clutch	Year	Gold	Ti-color
GS650F	08-09	ZS86-0154	-
GSX-R1000	07-08	-	ZS86-0428
SV1000	03-05	ZS86-0154	-
SV1000S	03-07	-	ZS86-0428
TL1000R	98-03	-	ZS86-0428
V-STROM1000/XT	02-19	ZS86-0154	-
GSX-R1100	91-92	ZS86-0154	-
GSX-R1100W	93-98	ZS86-0154	-
BANDIT1200	97-05	ZS86-0154	-
BANDIT1250/S	07-15	ZS86-0154	-
GSX1250F	11	ZS86-0154	-
GSX1300R HAYABUSA	99-19	ZS86-0154	-



CONTROL



LEVER



BODY

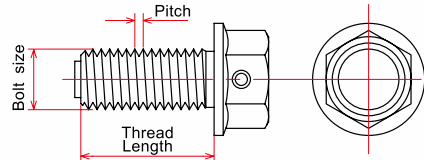




Red



Blue



M12 X 14-P1.5

ZETA

MAGNETIC DRAIN BOLT

- Magnetic drain bolt for Sport bikes.
- Designed to pick up excess bits of metal in your engine oil.
- Made of 7000 grade aluminum. Light weight design.
- Press fit magnet on the drain plugs.
- Includes safety wire holes to prevent misplaced part.
- Available in blue, red anodized colors.

Bike	Year	Size	Blue	Red
HONDA				
CB125R	18	M12X15-P1.5	ZE58-1522	ZE58-1523
CBR125R	13-14	M12X15-P1.5	ZE58-1522	ZE58-1523
GROM/MSX125	13-22	M12X15-P1.5	ZE58-1522	ZE58-1523
MONKEY125	19-22	M12X15-P1.5	ZE58-1522	ZE58-1523
VTR/F	98-17	M12X15-P1.5	ZE58-1522	ZE58-1523
CBR250R	11-17	M12X15-P1.5	ZE58-1522	ZE58-1523
CBR250RR	90-99	M14X14-P1.5	ZE58-1622	ZE58-1623
CB250F	17-20	M12X15-P1.5	ZE58-1522	ZE58-1523
CB250R	14-17	M12X15-P1.5	ZE58-1522	ZE58-1523
CB300F	18-19	M12X15-P1.5	ZE58-1522	ZE58-1523
CB300R	15-18	M12X15-P1.5	ZE58-1522	ZE58-1523
CB300R	19-20	M12X15-P1.5	ZE58-1522	ZE58-1523
CBR300R	15-18	M12X15-P1.5	ZE58-1522	ZE58-1523
400X	13-21	M12X15-P1.5	ZE58-1522	ZE58-1523
CB400F	13-16	M12X15-P1.5	ZE58-1522	ZE58-1523
CB400SF	92-20	M12X15-P1.5	ZE58-1522	ZE58-1523
CBR400R	13-21	M12X15-P1.5	ZE58-1522	ZE58-1523
CBR400RR	90-99	M12X15-P1.5	ZE58-1522	ZE58-1523
RVF400	94-01	M12X15-P1.5	ZE58-1522	ZE58-1523
VFR400R	89-93	M12X15-P1.5	ZE58-1522	ZE58-1523
CB500F/X	13-19	M12X15-P1.5	ZE58-1522	ZE58-1523
CBR500R	13-19	M12X15-P1.5	ZE58-1522	ZE58-1523
CBR600F	91-06	M12X15-P1.5	ZE58-1522	ZE58-1523
CBR600SE	98	M12X15-P1.5	ZE58-1522	ZE58-1523
CBR600SJR	96	M12X15-P1.5	ZE58-1522	ZE58-1523
CBR600RR	03-21	M12X15-P1.5	ZE58-1522	ZE58-1523
CB650F	14-18	M12X15-P1.5	ZE58-1522	ZE58-1523
CB650R	19-21	M12X15-P1.5	ZE58-1522	ZE58-1523
CBR650F	14-18	M12X15-P1.5	ZE58-1522	ZE58-1523
CBR650R	19-21	M12X15-P1.5	ZE58-1522	ZE58-1523
NC700S/X	12-17	M12X15-P1.5	ZE58-1522	ZE58-1523
NC750S/X	14-21	M12X15-P1.5	ZE58-1522	ZE58-1523
RVF750R	94-97	M12X15-P1.5	ZE58-1522	ZE58-1523
VFR750F	90-97	M12X15-P1.5	ZE58-1522	ZE58-1523
VFR800	98-09	M12X15-P1.5	ZE58-1522	ZE58-1523
VFR800F/X	14-17	M12X15-P1.5	ZE58-1522	ZE58-1523
CBR900RR	92-03	M12X15-P1.5	ZE58-1522	ZE58-1523
CBR954RR	02-03	M12X15-P1.5	ZE58-1522	ZE58-1523
CB1000	95	M14X14-P1.5	ZE58-1622	ZE58-1623
CB1000SF	92-97	M14X14-P1.5	ZE58-1622	ZE58-1623
CB1000R	11-20	M12X15-P1.5	ZE58-1522	ZE58-1523
CBR1000RR	08-16	M12X15-P1.5	ZE58-1522	ZE58-1523
CBR1000RR-R	20	M12X15-P1.5	ZE58-1522	ZE58-1523
RVT1000R	00-06	M12X15-P1.5	ZE58-1522	ZE58-1523
VTR1000F	97-07	M12X15-P1.5	ZE58-1522	ZE58-1523
VTR1000SP-1/2	00-03	M12X15-P1.5	ZE58-1522	ZE58-1523
CB1100	10-20	M14X14-P1.5	ZE58-1622	ZE58-1623
CBR1100XX	97-03	M14X14-P1.5	ZE58-1622	ZE58-1623
ST1100	91-03	M12X15-P1.5	ZE58-1522	ZE58-1523
X-11	99-01	M14X14-P1.5	ZE58-1622	ZE58-1623
VFR1200F	10-14	M14X14-P1.5	ZE58-1622	ZE58-1623
VFR1200X	14-15	M14X14-P1.5	ZE58-1622	ZE58-1623
CB1300SF	98-20	M14X14-P1.5	ZE58-1622	ZE58-1623
X4	97-03	M14X14-P1.5	ZE58-1622	ZE58-1623
YAMAHA				
FZR250/R	87-94	M14X14-P1.5	ZE58-1622	ZE58-1623
MT-25	16-21	M12X15-P1.5	ZE58-1522	ZE58-1523
MT-03	16-21	M12X15-P1.5	ZE58-1522	ZE58-1523
YZF-R25	15-21	M12X15-P1.5	ZE58-1522	ZE58-1523
YZF-R3	15-22	M12X15-P1.5	ZE58-1522	ZE58-1523
ZEAL	91-99	M14X14-P1.5	ZE58-1622	ZE58-1623
FZ400	97	M14X14-P1.5	ZE58-1622	ZE58-1623
FZR400RR	90-94	M14X14-P1.5	ZE58-1622	ZE58-1623
SRX400	85-99	M14X14-P1.5	ZE58-1622	ZE58-1623
XJR400R/S	93-08	M14X14-P1.5	ZE58-1622	ZE58-1623
FZ6R	04-17	M14X14-P1.5	ZE58-1622	ZE58-1623
SRX600	85-94	M14X14-P1.5	ZE58-1622	ZE58-1623
YZF-R6	99-20	M14X14-P1.5	ZE58-1622	ZE58-1623
XJ6F/S	09-13	M14X14-P1.5	ZE58-1622	ZE58-1623
FZ-07	15-17	M14X14-P1.5	ZE58-1622	ZE58-1623
MT-07	14-21	M14X14-P1.5	ZE58-1622	ZE58-1623
TENERE700	20-21	M14X14-P1.5	ZE58-1622	ZE58-1623
XSR700	16-21	M14X14-P1.5	ZE58-1622	ZE58-1623
YZF-R7	22	M14X14-P1.5	ZE58-1622	ZE58-1623
FZ8	11-14	M14X14-P1.5	ZE58-1622	ZE58-1623
TDM850	92-01	M14X14-P1.5	ZE58-1622	ZE58-1623
TRX850	95-01	M14X14-P1.5	ZE58-1622	ZE58-1623
FZ09/FJ09	14-17	M14X14-P1.5	ZE58-1622	ZE58-1623
MT09	14-21	M14X14-P1.5	ZE58-1622	ZE58-1623
MT09TRACER/TRACER900	15-20	M14X14-P1.5	ZE58-1622	ZE58-1623
XSR900	16-21	M14X14-P1.5	ZE58-1622	ZE58-1623
FZ1-N (JAPAN)	08-12	M14X14-P1.5	ZE58-1622	ZE58-1623
FZ1 FAZER	08-15	M14X14-P1.5	ZE58-1622	ZE58-1623
FZ1(NORTH AMERICA)	01-15	M14X14-P1.5	ZE58-1622	ZE58-1623
YZF1000R THUNDERACE	96-01	M14X14-P1.5	ZE58-1622	ZE58-1623
YZF-R1	98-14	M14X14-P1.5	ZE58-1622	ZE58-1623
XJR1200	94-96	M14X14-P1.5	ZE58-1622	ZE58-1623
FJR1300	01-15	M14X14-P1.5	ZE58-1622	ZE58-1623
XJR1300	98-15	M14X14-P1.5	ZE58-1622	ZE58-1623
	90-07	M14X14-P1.5	ZE58-1622	ZE58-1623
V-MAX	09-20	M14X14-P1.5	ZE58-1622	ZE58-1623

Bike	Year	Size	Blue	Red
KAWASAKI				
BALIOUS/II	91-07	M12X15-P1.5	ZE58-1522	ZE58-1523
NINJA250	13-22	M12X15-P1.5	ZE58-1522	ZE58-1523
NINJA250R	88-12	M12X15-P1.5	ZE58-1522	ZE58-1523
NINJA250SL	15-16	M10X15-P1.5	ZE58-1322	ZE58-1323
VERSYS-X250/300	17-21	M12X15-P1.5	ZE58-1522	ZE58-1523
Z250	13-21	M12X15-P1.5	ZE58-1522	ZE58-1523
Z250SL	16-17	M10X15-P1.5	ZE58-1322	ZE58-1323
ZX-25R	21-22	M12X15-P1.5	ZE58-1522	ZE58-1523
Z300	15-16	M12X15-P1.5	ZE58-1522	ZE58-1523
Z400	19-22	M12X15-P1.5	ZE58-1522	ZE58-1523
ZXR250	89-99	M12X15-P1.5	ZE58-1522	ZE58-1523
ZZR250	90-07	M12X15-P1.5	ZE58-1522	ZE58-1523
NINJA300	13-17	M12X15-P1.5	ZE58-1522	ZE58-1523
ER-4N	11-13	M12X15-P1.5	ZE58-1522	ZE58-1523
NINJA400	14-22	M12X15-P1.5	ZE58-1522	ZE58-1523
NINJA400R	11-13	M12X15-P1.5	ZE58-1522	ZE58-1523
W400	06-08	M12X15-P1.5	ZE58-1522	ZE58-1523
ZEPHYR400/KAI	89-08	M12X15-P1.5	ZE58-1522	ZE58-1523
ZRX400	94-08	M12X15-P1.5	ZE58-1522	ZE58-1523
ZXR400	89-01	M12X15-P1.5	ZE58-1522	ZE58-1523
ZZR400	90-07	M12X15-P1.5	ZE58-1522	ZE58-1523
NINJA 500	94-09	M12X15-P1.5	ZE58-1522	ZE58-1523
ZR550	90-93	M12X15-P1.5	ZE58-1522	ZE58-1523
NINJA 600R	88-97	M12X15-P1.5	ZE58-1522	ZE58-1523
ZX-6R/RR	91-21	M12X15-P1.5	ZE58-1522	ZE58-1523
ZZR600	02-08	M12X15-P1.5	ZE58-1522	ZE58-1523
ER-6F	09-10	M12X15-P1.5	ZE58-1522	ZE58-1523
ER-6N	09-14	M12X15-P1.5	ZE58-1522	ZE58-1523
NINJA 650R	09-21	M12X15-P1.5	ZE58-1522	ZE58-1523
VERSYS 650	10-21	M12X15-P1.5	ZE58-1522	ZE58-1523
W650	99-08	M12X15-P1.5	ZE58-1522	ZE58-1523
Z650	17-21	M12X15-P1.5	ZE58-1522	ZE58-1523
NINJA 750R	87-90	M12X15-P1.5	ZE58-1522	ZE58-1523
ZR-7S	00-05	M12X15-P1.5	ZE58-1522	ZE58-1523
ZX-7R/RR	89-03	M12X15-P1.5	ZE58-1522	ZE58-1523
Z750S	04-10	M12X15-P1.5	ZE58-1522	ZE58-1523
ZEPHYR750/RS	91-06	M12X15-P1.5	ZE58-1522	ZE58-1523
ZR750	91-93	M12X15-P1.5	ZE58-1522	ZE58-1523
ZXR750	89-95	M12X15-P1.5	ZE58-1522	ZE58-1523
Z800	13-16	M12X15-P1.5	ZE58-1522	ZE58-1523
Z900	18-21	M12X15-P1.5	ZE58-1522	ZE58-1523
Z900RS/ CAFÉ	18-22	M12X15-P1.5	ZE58-1522	ZE58-1523
ZX-9R	94-03	M12X15-P1.5	ZE58-1522	ZE58-1523
NINJA1000/SX	11-21	M12X15-P1.5	ZE58-1522	ZE58-1523
VERSYS1000/SE	12-21	M12X15-P1.5	ZE58-1522	ZE58-1523
Z1000	03-20	M12X15-P1.5	ZE58-1522	ZE58-1523
ZX-10	88-90	M12X15-P1.5	ZE58-1522	ZE58-1523
ZX-10R	04-10	M12X15-P1.5	ZE58-1522	ZE58-1523
GPZ1100	95-99	M12X15-P1.5	ZE58-1522	ZE58-1523
ZEPHYR1100/RS	92-06	M12X15-P1.5	ZE58-1522	ZE58-1523
ZR1100	92-95	M12X15-P1.5	ZE58-1522	ZE58-1523
ZRX1100	97-00	M12X15-P1.5	ZE58-1522	ZE58-1523
ZX-11	90-01	M12X15-P1.5	ZE58-1522	ZE58-1523
ZZR1100	90-01	M12X15-P1.5	ZE58-1522	ZE58-1523
ZX-12R	00-06	M12X15-P1.5	ZE58-1522	ZE58-1523
ZRX1200DAEG	09-16	M12X15-P1.5	ZE58-1522	ZE58-1523
ZRX1200R/S	01-08	M12X15-P1.5	ZE58-1522	ZE58-1523
ZZR1200	02-05	M12X15-P1.5	ZE58-1522	ZE58-1523
ZX-14	06-11	M12X15-P1.5	ZE58-1522	ZE58-1523
ZX-14R	12-20	M12X15-P1.5	ZE58-1522	ZE58-1523
SUZUKI				
BANDIT250/V	90-00	M14X10-P1.25	ZE58-1612	ZE58-1613
GSR250/S				
GW250, INAZUMA250	11-17	M14X10-P1.25	ZE58-1612	ZE58-1613
GSX250R	17-21	M14X10-P1.25	ZE58-1612	ZE58-1613
GSX250S	91-99	M14X10-P1.25	ZE58-1612	ZE58-1613
V-STROM250	17-21	M14X10-P1.25	ZE58-1612	ZE58-1613
GSR400	06-14	M14X10-P1.25	ZE58-1612	ZE58-1613
GSX400S	92-99	M14X10-P1.25	ZE58-1612	ZE58-1613
GSX400	94-00	M14X10-P1.25	ZE58-1612	ZE58-1613
INAZUMA400	97-02	M14X10-P1.25	ZE58-1612	ZE58-1613
GSX-R400R	90			



Gold

Ti-color

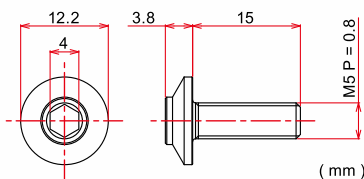
ZETA
SWING ARM SPOOL

- CNC machined aluminum swing arm spool.
- Can be used with most street racing stands available on the market.
- Available in M6, M8 and M10 bolt sizes to fit most Japanese street bikes.
- Available in titanium and gold colors.
- Comes in pairs.

SWING ARM SPOOL		Gold	Ti-Color
M8	HONDA/SUZUKI	ZS93-1104	ZS93-1108
M10	KAWASAKI	ZS93-1204	-
M6	YAMAHA	ZS93-1404	ZS93-1408



YZF-R25



Red

Black

ZETA
SCREEN BOLT KIT

- High strength aluminum alloy and anodized finish.
- Easily reduce weight, and dress-up by simply replacing the stock bolt.
- Two colors options, black and red, easy to match to any models.

Part #		pcs
Black	Red	
ZS88-1040	ZS88-1042	4
ZS88-1060	ZS88-1062	6

CONTROL



LEVER



BODY



BRITISH SUPERBIKE





TITAN

BOLT&NUT SERIES

- High quality light weight titanium bolts, nuts, washers and pivot pins available from ZETA.
- Brake disc bolt kit and sprocket kit available for specific models.
- Made of hot forged Ti-6AL-4V for a durable and extremely light weight product.
- High precision CNC machined bolt and nut head, head size is one size smaller than industrial standard for reduced weight.

Hot forging, CNC machining, thread rolling

ZETA titanium product is designed to be light weight with no decoration. Titanium products are not only machined but also hot forged to provide more tensile strength than material strength.

Bolt and nut are designed with a smaller CNC machined head for a lighter design.

Titanium type and strength difference between other material.

Pure Titanium	Lower price than other titanium alloy, great corrosion resistance, but less strength.
Alfa alloy	Great creep resistance and welding work, but bad workability.
Beta alloy	Most durable titanium alloy, easy workability, but high production cost.
Alfa beta alloy	Great durability, ductility, toughness and workability. Zeta Titanium product is made of this material, Ti-6AL-4V.

Ti-6AL-4V

ZETA titanium products are made of Ti-6AL-4V.

This chemical notation means this titanium includes 6% aluminum (AL) and 4% vanadium (V). This material is light weight and durable.

It is used in aircraft and space industries, nuclear industry, industrial turbine, race car and motorcycle etc.

Titanium Name	Alloy name	Tensile strength
Pure titanium	JIS Grade 1	275-412N / mm ²
Pure titanium	JIS Grade 2	343-510N / mm ²
Pure titanium	JIS Grade 3	481-618N / mm ²
Alfa alloy	Ti-5AL-2.5Sn	850N / mm ²
Alfa-beta alloy	Ti-6AL-4V	900N / mm ²
Beta alloy	Ti-15Mo-5Zr-3Al	1470N / mm ²

Other alloy	Alloy name	Tensile strength
Duralumin	2017-T4	425N / mm ²
Super duralumin	2024-T361	495N / mm ²
Extra super duralumin	7075-T6	481-618N / mm ²
Steel	SS400	400N / mm ²
Carbon steel	S45C	570N / mm ²
Chromium molybdenum steel	SCM435	930N / mm ²

RACING FLANGE BOLT

Part#	d	S	Dc	K	b	L
ZT03-0610	M6 P=1.0	8	11	5.3	8	10
ZT03-0616	M6 P=1.0	8	11	5.3	14	16
ZT03-0620	M6 P=1.0	8	11	5.3	18	20
ZT03-0625	M6 P=1.0	8	11	5.3	18	25
ZT03-0630	M6 P=1.0	8	11	5.3	18	30
ZT03-0635	M6 P=1.0	8	11	5.3	18	35
ZT03-0640	M6 P=1.0	8	11	5.3	18	40
ZT03-0645	M6 P=1.0	8	11	5.3	18	45
ZT03-0650	M6 P=1.0	8	11	5.3	18	50
ZT03-0655	M6 P=1.0	8	11	5.3	18	55
ZT03-0660	M6 P=1.0	8	11	5.3	18	60
ZT03-0665	M6 P=1.0	8	11	5.3	18	65
ZT03-0670	M6 P=1.0	8	11	5.3	18	70
ZT03-0675	M6 P=1.0	8	11	5.3	18	75
ZT03-0680	M6 P=1.0	8	11	5.3	18	80
ZT03-0685	M6 P=1.0	8	11	5.3	18	85
ZT03-0690	M6 P=1.0	8	11	5.3	18	90
ZT03-0695	M6 P=1.0	8	11	5.3	18	95
ZT03-06A0	M6 P=1.0	8	11	5.3	18	100
ZT03-0816	M8 P=1.25	10	14	6.8	14	16
ZT03-0820	M8 P=1.25	10	14	6.8	18	20
ZT03-0825	M8 P=1.25	10	14	6.8	22	25
ZT03-0830	M8 P=1.25	10	14	6.8	22	30
ZT03-0835	M8 P=1.25	10	14	6.8	22	35
ZT03-0840	M8 P=1.25	10	14	6.8	22	40
ZT03-0845	M8 P=1.25	10	14	6.8	22	45
ZT03-0850	M8 P=1.25	10	14	6.8	22	50
ZT03-0855	M8 P=1.25	10	14	6.8	22	55
ZT03-0860	M8 P=1.25	10	14	6.8	22	60
ZT03-1025	M10 P=1.25	12	17	8.2	23	25
ZT03-1030	M10 P=1.25	12	17	8.2	26	30
ZT03-1035	M10 P=1.25	12	17	8.2	26	35
ZT03-1040	M10 P=1.25	12	17	8.2	26	40
ZT04-0816 #1	M8 P=1.25	10	14	6.8	14	16
ZT04-0820 #1	M8 P=1.25	10	14	6.8	18	20
ZT04-0825 #1	M8 P=1.25	10	14	6.8	22	25
ZT04-0830 #1	M8 P=1.25	10	14	6.8	22	30
ZT04-0835 #1	M8 P=1.25	10	14	6.8	22	35
ZT04-0840 #1	M8 P=1.25	10	14	6.8	22	40
ZT04-0845 #1	M8 P=1.25	10	14	6.8	22	45
ZT04-0850 #1	M8 P=1.25	10	14	6.8	22	50
ZT04-0855 #1	M8 P=1.25	10	14	6.8	22	55
ZT04-1020 #1	M10 P=1.25	12	17	8.2	18	20
ZT04-1025 #1	M10 P=1.25	12	17	8.2	23	25
ZT04-1030 #1	M10 P=1.25	12	17	8.2	26	30
ZT04-1035 #1	M10 P=1.25	12	17	8.2	26	35
ZT04-1040 #1	M10 P=1.25	12	17	8.2	26	40
ZT04-1045 #1	M10 P=1.25	12	17	8.2	26	45
ZT04-1050 #1	M10 P=1.25	12	17	8.2	26	50
ZT04-1055 #1	M10 P=1.25	12	17	8.2	26	55
ZT04-1060 #1	M10 P=1.25	12	17	8.2	26	60
ZT04-1065 #1	M10 P=1.25	12	17	8.2	26	65
ZT04-1070 #1	M10 P=1.25	12	17	8.2	26	70
ZT04-1075 #1	M10 P=1.25	12	17	8.2	26	75
ZT04-1120 #1	M10 P=1.5	12	17	8.2	18	20
ZT04-1125 #1	M10 P=1.5	12	17	8.2	23	25
ZT04-1130 #1	M10 P=1.5	12	17	8.2	26	30
ZT04-1135 #1	M10 P=1.5	12	17	8.2	26	35

#1 Includes safety wire holes.

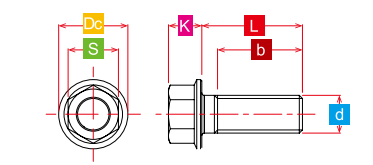


RACING FLANGE BOLT
M10 P=1.25 L 20 mm – 75 mm
Includes safety wire holes.



RACING FLANGE BOLT
M6 P=1.0 L 85 mm – 100 mm

RACING FLANGE BOLT



ZETA RACING FLANGE BOLT

- One size smaller bolt head design for light weight.
- Motorcycle use.
- Comes with wire holes for bolts larger than M7 sizes.
- Sold in single pieces.

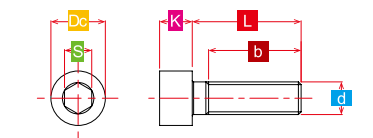


RACING FLANGE BOLT
M6 P=1.0 L 10 mm – 80 mm

CAP BOLT

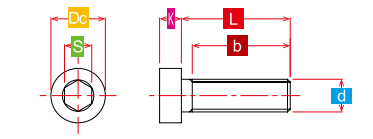
Part#	d	S	Dc	K	b	L
STRAIGHT						
ZT07-0610	M6 P=1.0	5	10	6	8	10
ZT07-0616	M6 P=1.0	5	10	6	14	16
ZT07-0620	M6 P=1.0	5	10	6	18	20
ZT07-0625	M6 P=1.0	5	10	6	23	25
ZT07-0630	M6 P=1.0	5	10	6	24	30
ZT07-0635	M6 P=1.0	5	10	6	24	35
ZT07-0640	M6 P=1.0	5	10	6	24	40
ZT07-0645	M6 P=1.0	5	10	6	24	45
ZT07-0816	M8 P=1.25	6	13	8	14	16
ZT07-0820	M8 P=1.25	6	13	8	18	20
ZT07-0825	M8 P=1.25	6	13	8	23	25
ZT07-0830	M8 P=1.25	6	13	8	28	30
ZT07-0835	M8 P=1.25	6	13	8	28	35
ZT07-0840	M8 P=1.25	6	13	8	28	40
ZT07-0845	M8 P=1.25	6	13	8	28	45
ZT07-0850	M8 P=1.25	6	13	8	28	50
ZT07-0855	M8 P=1.25	6	13	8	28	55
ZT07-1020	M10 P=1.25	8	16	10	18	20
ZT07-1025	M10 P=1.25	8	16	10	23	25
ZT07-1030	M10 P=1.25	8	16	10	28	30
ZT07-1035	M10 P=1.25	8	16	10	32	35
ZT07-1040	M10 P=1.25	8	16	10	32	40
ZT07-1045	M10 P=1.25	8	16	10	32	45
ZT07-1120	M10 P=1.5	8	16	10	18	20
ZT07-1125	M10 P=1.5	8	16	10	23	25
ZT07-1130	M10 P=1.5	8	16	10	28	30
LOW HEAD						
ZT07-2512	M5 P=0.8	4	8.5	3.5	10	12
ZT07-2516	M5 P=0.8	4	8.5	3.5	14	16
ZT07-2520	M5 P=0.8	4	8.5	3.5	16	20
ZT07-2525	M5 P=0.8	4	8.5	3.5	16	25
ZT07-2530	M5 P=0.8	4	8.5	3.5	16	30
ZT07-2535	M5 P=0.8	4	8.5	3.5	16	35
ZT07-2612	M6 P=1.0	5	10	4	10	12
ZT07-2616	M6 P=1.0	5	10	4	14	16
ZT07-2620	M6 P=1.0	5	10	4	18	20
ZT07-2625	M6 P=1.0	5	10	4	18	25
ZT07-2630	M6 P=1.0	5	10	4	18	30
ZT07-2635	M6 P=1.0	5	10	4	18	35
ZT07-2820	M8 P=1.25	6	13	5	18	20
ZT07-2825	M8 P=1.25	6	13	5	22	25
ZT07-2830	M8 P=1.25	6	13	5	22	30
ZT07-2835	M8 P=1.25	6	13	5	22	35
ZT07-2840	M8 P=1.25	6	13	5	22	40
EXTRA LOW HEAD						
ZT07-3612	M6 P=1.0	3	10	1.5	10	12
ZT07-3616	M6 P=1.0	3	10	1.5	14	16
ZT07-3620	M6 P=1.0	3	10	1.5	18	20
ZT07-3816	M8 P=1.25	4	13	1.5	14	16
ZT07-3820	M8 P=1.25	4	13	1.5	18	20
TAPER						
ZT08-0512	M5 P=0.8	4	8.5	5	10	12
ZT08-0516	M5 P=0.8	4	8.5	5	14	16
ZT08-0520	M5 P=0.8	4	8.5	5	18	20
ZT08-0525	M5 P=0.8	4	8.5	5	22	25
ZT08-0530	M5 P=0.8	4	8.5	5	22	30
ZT08-0535	M5 P=0.8	4	8.5	5	22	35
ZT08-0612	M6 P=1.0	5	10	6	10	12
ZT08-0616	M6 P=1.0	5	10	6	14	16
ZT08-0620	M6 P=1.0	5	10	6	18	20
ZT08-0625	M6 P=1.0	5	10	6	23	25
ZT08-0630	M6 P=1.0	5	10	6	24	30
ZT08-0635	M6 P=1.0	5	10	6	24	35
ZT08-0820	M8 P=1.25	6	13	8	18	20
ZT08-0825	M8 P=1.25	6	13	8	23	25
ZT08-0830	M8 P=1.25	6	13	8	28	30
ZT08-0835	M8 P=1.25	6	13	8	28	35
ZT08-0840	M8 P=1.25	6	13	8	28	40

CAP BOLT



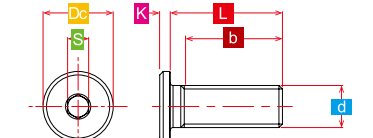
CAP BOLT
M6 P=1.0 L 10 mm – 45 mm

CAP BOLT LOW HEAD



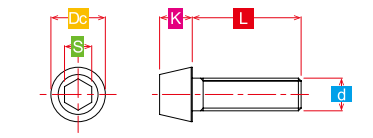
CAP BOLT LOW HEAD
M8 P=1.25 L 20 mm – 40 mm

CAP BOLT EXTRA LOW HEAD



CAP BOLT EXTRA LOW HEAD
M6 L 12 mm – 20 mm

CAP BOLT TAPER



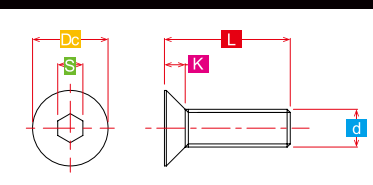
CAP BOLT TAPER
M5 P=0.8 L 12 mm – 30 mm

ZETA CAP BOLT

- Cap bolt available in straight and tapered types.
- Bolt head is forged, CNC finish.
- Sold in single pieces.

FLAT HEAD BOLT

Part#	d	S	Dc	K	L
ZT09-6121	M6 P=1.0	4	12	3.3	12
ZT09-6161	M6 P=1.0	4	12	3.3	16
ZT09-6201	M6 P=1.0	4	12	3.3	20



ZETA FLAT HEAD BOLT

- Countersunk bolt.
- 1 pc.



OFF ROAD TITANIUM BOLT KIT Application

TITANIUM



Handbar Clamp



Upper-Stem Fork Clamp



Under-Stem Fork Clamp



Caliper Mount Bolt Kit



Front Axle Pinch Bolt



Bike	Year	Handle Bar Clamp Bolt	Upper Stem Fork Cramp	Under Stem Fork Clamp	Front Axle Pinch Bolt	Caliper Mount Bolt Kit
HONDA						
CR85R/II	03-07	ZT83-2304	ZT83-2352	ZT83-2404	-	ZT83-2302
CR125R	02-07	ZT83-2354	ZT83-2454	ZT83-2454	ZT83-2404	ZT83-2402
CR250R	02-07	ZT83-2354	ZT83-2454	ZT83-2454	ZT83-2404	ZT83-2402
CRF150R/II	07-22	ZT83-2304	ZT83-2352	ZT83-2404	-	ZT83-2302
CRF250R	04-17	ZT83-2354	ZT83-2454	ZT83-2454	ZT83-2404	ZT83-2402
	18-21	ZT83-2354	ZT83-2454	ZT83-2404	ZT83-2404	ZT83-2402
CRF450R	22	ZT83-2354	ZT83-2404	ZT83-2404	ZT83-2404	ZT83-2402
	02-16	ZT83-2354	ZT83-2454	ZT83-2454	ZT83-2404	ZT83-2402
CRF450RX	17-20	ZT83-2354	ZT83-2454	ZT83-2404	ZT83-2404	ZT83-2402
	21-22	ZT83-2354	ZT83-2404	ZT83-2404	ZT83-2404	ZT83-2402
CRF250RX	19-21	ZT83-2354	ZT83-2454	ZT83-2404	ZT83-2404	ZT83-2402
CRF450RX	22	ZT83-2354	ZT83-2404	ZT83-2404	ZT83-2404	ZT83-2402
	17-20	ZT83-2354	ZT83-2454	ZT83-2404	ZT83-2404	ZT83-2402
CRF450L	19-20	ZT83-2354	ZT83-2504	ZT83-2404	ZT83-2404	ZT83-2402
CRF450RL	21-22	ZT83-2354	ZT83-2504	ZT83-2404	ZT83-2404	ZT83-2402
CRF250X	04-17	ZT83-2354	ZT83-2454	ZT83-2454	ZT83-2404	ZT83-2402
CRF450X	05-17	ZT83-2354	ZT83-2454	ZT83-2454	ZT83-2404	ZT83-2402
CRF450X	19-22	ZT83-2354	ZT83-2454	ZT83-2404	ZT83-2404	ZT83-2402
CRF250F	19-22	ZT83-2354	ZT83-2454	ZT83-2354	-	-
CRF250L/M/RALLY	12-21	ZT83-2354	ZT83-2454	ZT83-2454	ZT83-2402	ZT83-2302
CRF250L(S)/RALLY(S)	21	ZT83-2354	ZT83-2454	ZT83-2454	ZT83-2402	ZT83-2302
CRF250RALLY	17-21	ZT83-2354	ZT83-2454	ZT83-2454	ZT83-2402	ZT83-2302
CRF300L/RALLY	21	ZT83-2354	ZT83-2454	ZT83-2454	ZT83-2402	ZT83-2302
CRM250/AR	94-98	ZT83-2354	ZT83-2454	ZT83-2404	ZT83-2404	ZT83-2402
XR230/MOTARD	05-13	ZT83-2354	ZT83-2454	ZT83-2354	-	ZT83-2402
XR250/MOTARD	03-07	ZT83-2354	ZT83-2504	ZT83-2404	ZT83-2402	ZT83-2402
YAMAHA						
YZ65	18-22	ZT83-2354	ZT83-2402	ZT83-2404	-	ZT83-2352
YZ85/LW	02-14	ZT83-2304	ZT83-2352	ZT83-2404	-	ZT83-2352
	15-18	ZT83-2304	ZT83-2402	ZT83-2404	-	ZT83-2352
	19-21	ZT83-2354	ZT83-2402	ZT83-2404	-	ZT83-2352
YZ125	95-06	ZT83-2354	ZT83-2404	ZT83-2404	ZT83-2404	ZT83-2352
	07	ZT83-2404	ZT83-2404	ZT83-2404	ZT83-2404	ZT83-2352
	08-14	ZT83-2404	ZT83-2404	ZT83-2404	ZT83-2354	ZT83-2352
YZ250	15-22	ZT83-2404	ZT83-2404	ZT83-2354	ZT83-2354	ZT83-2352
	95-06	ZT83-2354	ZT83-2404	ZT83-2404	ZT83-2404	ZT83-2352
	07	ZT83-2404	ZT83-2404	ZT83-2404	ZT83-2404	ZT83-2352
YZ250F	08-14	ZT83-2404	ZT83-2404	ZT83-2404	ZT83-2354	ZT83-2352
	15-22	ZT83-2404	ZT83-2404	ZT83-2354	ZT83-2354	ZT83-2352
	01-05	ZT83-2354	ZT83-2404	ZT83-2404	ZT83-2404	ZT83-2352
YZ400F	06	ZT83-2354	ZT83-2354	ZT83-2404	ZT83-2404	ZT83-2352
	07-20	ZT83-2354	ZT83-2354	ZT83-2354	ZT83-2354	ZT83-2352
	21-22	-	ZT83-2354	ZT83-2354	ZT83-2354	ZT83-2352
YZ426F	98-99	ZT83-2354	ZT83-2404	ZT83-2404	ZT83-2404	ZT83-2352
YZ450F	00-02	ZT83-2354	ZT83-2404	ZT83-2404	ZT83-2404	ZT83-2352
	03-05	ZT83-2354	ZT83-2404	ZT83-2404	ZT83-2404	ZT83-2352
	06	ZT83-2354	ZT83-2354	ZT83-2404	ZT83-2404	ZT83-2352
YZ125X	07	ZT83-2354	ZT83-2354	ZT83-2354	ZT83-2404	ZT83-2352
	08-20	ZT83-2354	ZT83-2354	ZT83-2354	ZT83-2354	ZT83-2352
	21-22	-	ZT83-2354	ZT83-2354	ZT83-2354	ZT83-2352
YZ250X	17-22	ZT83-2404	ZT83-2404	ZT83-2354	ZT83-2354	ZT83-2352
YZ250FX	16-22	ZT83-2404	ZT83-2404	ZT83-2354	ZT83-2354	ZT83-2352
YZ450FX	15-21	ZT83-2354	ZT83-2354	ZT83-2354	ZT83-2354	ZT83-2352
	22	-	ZT83-2354	ZT83-2354	ZT83-2354	ZT83-2352
	16-20	ZT83-2354	ZT83-2354	ZT83-2354	ZT83-2354	ZT83-2352
WR250F	21-22	-	ZT83-2354	ZT83-2354	ZT83-2354	ZT83-2352
	01-06	ZT83-2354	ZT83-2404	ZT83-2404	ZT83-2404	ZT83-2352
	07-14	ZT83-2354	ZT83-2354	ZT83-2404	ZT83-2404	ZT83-2352
WR400F	15-21	ZT83-2354	ZT83-2354	ZT83-2354	-	ZT83-2352
	22	-	ZT83-2354	ZT83-2354	-	ZT83-2352
	98-00	ZT83-2354	ZT83-2404	ZT83-2404	ZT83-2404	ZT83-2352
WR426F	01-02	ZT83-2354	ZT83-2404	ZT83-2404	ZT83-2404	ZT83-2352
WR450F	03-06	ZT83-2354	ZT83-2404	ZT83-2404	ZT83-2404	ZT83-2352
	07-15	ZT83-2354	ZT83-2354	ZT83-2404	ZT83-2404	ZT83-2352
	16-18	ZT83-2354	ZT83-2354	ZT83-2354	ZT83-2404	ZT83-2352
SEROW250	19-20	ZT83-2354	ZT83-2354	ZT83-2354	-	ZT83-2352
	21-22	-	ZT83-2354	ZT83-2354	-	ZT83-2352
	05-20	ZT87-1304	ZT83-2404	ZT83-2354	-	ZT84-2302
WR250R/X	07-20	ZT83-2354	ZT83-2404	ZT83-2404	ZT83-2404	ZT83-2352
TENERE700	20-21	ZT87-1304	ZT83-2404	ZT83-2404	-	-
KAWASAKI						
KX85/II	01-13	ZT83-2304	ZT83-2352	ZT83-2404	-	ZT83-2402
KX100	14-22	ZT83-2354	ZT83-2352	ZT83-2404	-	ZT83-2402
	16-21	ZT83-2354	ZT83-2352	ZT83-2404	-	ZT83-2402
KX112	22	ZT83-2354	ZT83-2352	ZT83-2404	-	ZT83-2402
KX125	03-05	ZT83-2304	ZT83-2354	ZT83-2404	ZT83-2404	ZT83-2402
	06-08	ZT83-2354	ZT83-2404	ZT83-2404	ZT83-2404	ZT83-2402
	03-04	ZT83-2304	ZT83-2354	ZT83-2404	ZT83-2404	ZT83-2402
KX250	05	ZT83-2304	ZT83-2404	ZT83-2404	ZT83-2404	ZT83-2402
	06-08	ZT83-2354	ZT83-2404	ZT83-2404	ZT83-2404	ZT83-2402
	04-05	ZT83-2304	ZT83-2354	ZT83-2404	ZT83-2404	ZT83-2402
KX250F	06-18	ZT83-2354	ZT83-2404	ZT83-2454	ZT83-2404	ZT83-2402
	19-22	ZT83-2354	ZT83-2404	ZT83-2454	ZT83-2404	ZT83-2402
KX250	06-14	ZT83-2354	ZT83-2404	ZT83-2404	ZT83-2404	ZT83-2402
KX450F	15-18	ZT83-2354	ZT83-2404	ZT83-2454	ZT83-2404	ZT83-2402
KX450	19-22	ZT83-2354	ZT83-2404	ZT83-2454	ZT83-2404	ZT83-2402
KX250X	21-22	ZT83-2354	ZT83-2404	ZT83-2454	ZT83-2404	ZT83-2402
KX450X	21-22	ZT83-2354	ZT83-2404	ZT83-2454	ZT83-2404	ZT83-2402
D-TRACKER125	10-15	ZT83-2304	ZT83-2352	ZT83-2354	-	ZT84-2402
KLX125	10-16	ZT83-2304	ZT83-2352	ZT84-2352	-	ZT84-2402
KLX150BF	16	ZT83-2304	ZT83-2352	ZT84-2354	-	ZT84-2402
KLX230	20-21	ZT83-2304	ZT83-2404	ZT83-2404	-	ZT84-2402
KLX230R	20-21	ZT83-2304	ZT83-2404	ZT83-2404	-	ZT84-2402
KLX250/D-TRACKER	98-07	ZT83-2304	ZT83-2404	ZT84-2402	-	ZT83-2402
KLX250/D-TRACKER X	08-16	ZT83-2304	ZT83-2404	ZT84-2402	ZT83-2404	ZT83-2402
KLX300R	20-21	ZT83-2304	ZT83-2404	-	ZT83-2404	ZT83-2402
SUZUKI						
RM85/L	02-04	ZT83-2354	ZT83-2404	ZT83-2404	-	-
RM125	05-20	ZT83-2354	ZT83-2404	ZT83-2404	-	ZT83-2302
	01	ZT83-2404	ZT83-2404	ZT83-2404	ZT83-2404	ZT83-2402
RM250	02-08	ZT83-2354	ZT83-2404	ZT83-2404	ZT83-2404	ZT83-2402
	01-08	ZT83-2354	ZT83-2404	ZT83-2404	ZT83-2404	ZT83-2402
RMZ250	04-06	ZT83-2304	ZT83-2354	ZT83-2404	ZT83-2404	ZT83-2402
	07-15	ZT83-2354	ZT83-2404	ZT83-2404	ZT83-2404	ZT83-2402
RMZ450	16-22	ZT83-2354	ZT83-2454	ZT83-2454	ZT83-2404	ZT83-2402
	05-22	ZT83-2354	ZT83-2404	ZT83-2404	ZT83-2404	ZT83-2402
DRZ400S	00-19	ZT83-2354	ZT83-2504	ZT83-2454	ZT83-2354	ZT83-2402
DRZ400SM	05-06	ZT83-2354	ZT83-2404	ZT83-2404	ZT83-2404	ZT83-2402
	07-19	ZT83-2404	ZT83-2404	ZT83-2404	ZT83-2404	ZT83-2402

ZETA

OFF ROAD TITANIUM BOLT KIT



- Kit package includes the required number to suit each motorcycle.

OFF ROAD TITANIUM BOLT KIT Part Application

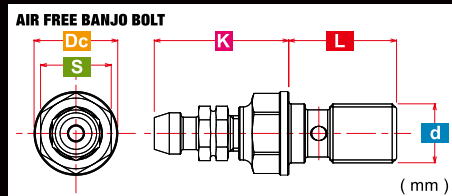
Part #	Type	Size	qty
ZT83-2302	Flange Bolt Set #	M8X30mm	2
ZT83-2304	Flange Bolt Set #	M8X30mm	4
ZT83-2352	Flange Bolt Set #	M8X35mm	2
ZT83-2354	Flange Bolt Set #	M8X35mm	4
ZT83-2402	Flange Bolt Set #	M8X40mm	2
ZT83-2404	Flange Bolt Set #	M8X40mm	4
ZT83-2454	Flange Bolt Set #	M8X45mm	4
ZT83-2504	Flange Bolt Set #	M8X50mm	4
ZT84-2302	Flange Bolt Set #	M10x30mm	2
ZT84-2352	Flange Bolt Set #	M10x35mm	2
ZT84-2402	Flange Bolt Set #	M10x40mm	2
ZT87-1304	Cap Bolt Set	M8X30mm	4

No wiring hole


ZETA
AIR FREE BANJO BOLT

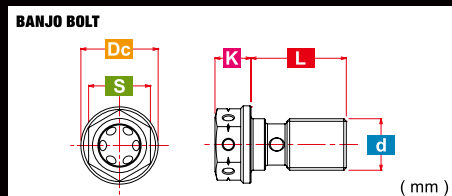
- Easy air bleeding with air bleeder at the tip of banjo bolt.
- Especially excellent for calipers and master cylinders without bleeders.
- Two kinds of screw pitch, 1.0 and 1.25, 1.0 fits on Brembo.

Part #	d	S	Dc	K	L	Brake System	Type
ZT15-1200	M10 P=1.0	12	15	23	20.5	brembo	Z-WHEEL/EARL'S
ZT15-1210	M10 P=1.0	12	15	23	18.5	brembo	GOODRIDGE
ZT15-1220	M10 P=1.25	12	15	23	22.0	NISSIN/TOKICO	UNIVERSAL


ZETA
BANJO BOLT

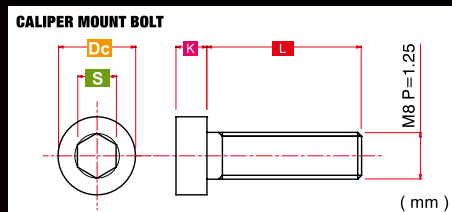
- Titanium brake banjo bolts available for many sizes to fit most brake hoses.
- Light weight design, comes with wiring holes.
- 1.0 thread size banjo bolts for Brembo master cylinders and brake calipers.
- Sold in single piece.

Part #	d	S	Dc	K	L	Brake System	Type
ZT15-1000	M10 P=1.0	12	15	7	20.5	brembo	Z-WHEEL/EARL'S
ZT15-1010	M10 P=1.0	12	15	7	18.5	brembo	GOODRIDGE
ZT15-1020	M10 P=1.25	12	15	7	22.0	NISSIN/TOKICO	UNIVERSAL


ZETA
CALIPER BRIDGE BOLT

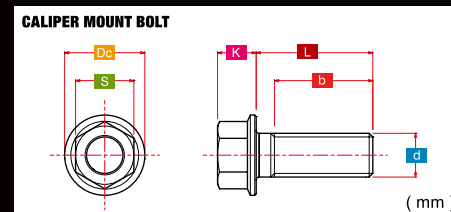
- Titanium caliper bridge bolt kit.
- Make your caliper weight lighter.
- Highly corrosion resistant, won't rust like steel OE bolts.
- For Brembo 2 piece brake caliper use.
- Comes with 4 bolts.

Part #	d	S	Dc	K	L	qty
ZT07-2835	M8 P=1.25	6	13	5	35	1
ZT37-3064	M8 P=1.25	6	13	5	35	4
ZT07-2840	M8 P=1.25	6	13	5	40	1
ZT37-3084	M8 P=1.25	6	13	5	40	4


ZETA
CALIPER MOUNT BOLT

- Light weight titanium caliper mount bolt kit for sport bikes.
- Bolt size is designed compact, to reduce weight.
- Can be used on Brembo brake calipers.
- Wiring holes on the bolt to meet racing regulations.
- Comes with 2 bolts for rear brake calipers. 4 bolts for front radial brake calipers.

Part #	d	S	Dc	K	b	L	qty	Type
ZT33-1072	M7 P=1.0	10	14	6.8	18	20	2	brembo Rear Caliper, Racing
ZT33-1082	M8 P=1.25	10	14	6.8	18	20	2	brembo Rear Caliper, Street
ZT33-1504	M10 P=1.25	12	17	8.2	26	50	4	Radial Mount Caliper
ZT33-1554	M10 P=1.25	12	17	8.2	26	55	4	Radial Mount Caliper
ZT33-1604	M10 P=1.25	12	17	8.2	26	60	4	Radial Mount Caliper
ZT33-1654	M10 P=1.25	12	17	8.2	26	65	4	Radial Mount Caliper
ZT33-1704	M10 P=1.25	12	17	8.2	26	70	4	Radial Mount Caliper
ZT33-1754	M10 P=1.25	12	17	8.2	26	75	4	Radial Mount Caliper




ZETA
MASTER CYLINDER BOLT KIT

- The Kit includes clamp bolt, pivot pin, bleeder screw etc. for Brembo master cylinder and RCS master cylinder.
- Compatible with flange and taper cap type.

Part #	Type	Part #	qty	Description
ZT32-1110	Brembo Master Cylinder Flange Bolt Kit	ZT99-9001	1	Flange Bolt M6x19
		ZT03-0620	2	Flange Bolt M6x20
		ZT15-3110	1	Pivot Pin
			1	Washer M6
		ZT15-4100	1	Bleeder Screw M10 P=1.0
ZT32-1120	Brembo Master Cylinder Taper Cap Bolt Kit	ZT08-0620	3	Taper Cap Bolt M6x20
		ZT15-3110	1	Pivot Pin
			1	Washer M6
		ZT15-4100	1	Bleeder Screw M10 P=1.0
		ZT03-0625	3	Flange Bolt M6x25
ZT32-1210	RCS Master Cylinder Flange Bolt Kit	ZT21-2061	1	Flange Nut Compact M6
		ZT15-3120	1	Pivot Pin
		ZT15-4100	1	Bleeder Screw M10 P=1.0
		ZT08-0625	3	Taper Cap Bolt M6x25
		ZT21-2061	1	Flange Nut Compact M6
ZT32-1220	RCS Master Cylinder Taper Cap Bolt Kit	ZT15-3120	1	Pivot Pin
		ZT15-4100	1	Bleeder Screw M10 P=1.0


ZETA
PIVOT PIN

- Titanium Pivot pin for Brembo master cylinder.
- Stock pivot pin is made of steel, which easily rusts, wears and can freeze.
- This titanium pivot pin does not rust and provides smooth lever movement.
- Gold anodized finish for an exclusive look.

Part #	Type	Set
ZT15-3110	Brembo Racing	Washer & Snap Pin
ZT15-3110	Brembo Street	Washer & Snap Pin
ZT15-3120	Brembo RCS	-
ZT15-3130	NISSIN	-

ZETA
BLEEDER SCREW

- 8 mm and 10 mm wrench size bleeder screw for Brembo master cylinder.
- Easy operation and lighter than stock, 11 mm wrench size bleeder.

Part #	Size	Type
ZT15-4100	M10 P=1.0	Brembo
ZT15-4080	M8 P=1.25	NISSIN, Brembo


ZETA
MASTER CYLINDER CLAMP BOLT SET

- Titanium bolt set for Brembo master cylinder clamp.
- Compatible with flange type and tapered cap type.
- Comes with 2 bolts.

Part #	Type
ZT82-1202	Brembo M6x20 Flange Bolt set
ZT82-1252	RCS M6x25 Flange Bolt Set
ZT88-1202	Brembo M6x20 Taper Bolt set
ZT88-1252	RCS M6x25 Taper Bolt Set



KTM 250SX LEFT



KTMSXF RIGHT



KX450F LEFT



YZF R1 RIGHT



ZETA CHAIN ADJUSTER BOLT

- By using titanium bolts the unsprung weight is reduced, and compared to stock bolts, strength is increased and visual appeal is enhanced.
- Nut is designed one size smaller, for reduced weight and compactness. And because titanium bolts form a non-conductive coating on the surface, it will not rust.
- M8 is used by the four main Japanese manufacturers of off-road, and also some on-road manufacturers (Axle block bolt adjustment type vehicle).
- M10 is mainly used on KTM off-road models, and Husqvarna.

OFF ROAD BIKE Application

Bike	Year	Part #
HONDA		
CR125R/250R	87-07	ZT38-5501
CRF150R	07-22	ZT38-5501
CRF250R	04-22	ZT38-5501
CRF450R	02-22	ZT38-5501
CRF250RX	19-22	ZT38-5501
CRF450RX	17-22	ZT38-5501
CRF450L	19-20	ZT38-5501
CRF450RL	21-22	ZT38-5501
CRF250X/450X	04-22	ZT38-5501
CRF250L/M	12-21	ZT38-5501
CRF250L(S)	21	ZT38-5501
CRF250RALLY	17-21	ZT38-5501
CRF250RALLY(S)	17-21	ZT38-5501
CRF1000L AFRICA TWIN	16-19	ZT38-5501
XR650R	00-07	ZT38-5501
YAMAHA		
YZ65	18-22	ZT38-5501
YZ85	19-21	ZT38-5501
YZ125/250	90-22	ZT38-5501
YZ250F	01-22	ZT38-5501
YZ400/426/450F	98-22	ZT38-5501
YZ125X/250X	16-22	ZT38-5501
YZ250FX	15-22	ZT38-5501
YZ450FX	16-22	ZT38-5501
WR250F	01-22	ZT38-5501
WR400/426/450F	98-22	ZT38-5501
WR250R/X	07-20	ZT38-5501
TENERE700	20	ZT38-5501
KAWASAKI		
KX85	01-22	ZT38-5501
KX100	16-21	ZT38-5501
KX112	22	ZT38-5501
KX125/250	88-98	ZT38-5501
	99-03	ZT38-7501
KX250F	04-08	ZT38-5501
	04-18	ZT38-5501
KX250	19-22	ZT38-5501
KX450F	06-18	ZT38-5501
KX450	19-22	ZT38-5501
KLX450R	08-15	ZT38-5501
KX250X	21-22	ZT38-5501
KX450X	21-22	ZT38-5501
KLX250/D-TRACKER X	08-20	ZT38-5501
SUZUKI		
RM125/250	89-08	ZT38-5501
RMZ250	04-22	ZT38-5501
RMZ450	05-22	ZT38-5501
RMX450Z	10-19	ZT38-5501
DRZ400SM	05-20	ZT38-5501
KTM		
85SX	06-22	ZT38-7501
105-450SX/SX-F	06-22	ZT38-7501
250-530/EXC-F/R	07-22	ZT38-7501
125-690SXS/C, SMC/R, ENDURO/R	06-17	ZT38-7501
990 ADVENTURE	06-12	ZT38-7501
HUSQVARNA		
TC/FC/TX/FX/TE/FE 125-701	14-22	ZT38-7501

Part #	d	S	K	L	Description	qty
ZT38-5500	M8 P=1.25	10	5.5	50	Chain Adjuster bolt	1
ZT38-5501	M8 P=1.25	10	5.5	50	Chain Adjuster bolt & Nut	2
ZT38-7500	M10 P=1.25	10	5.5	50	Chain Adjuster bolt	1
ZT38-7501	M10 P=1.25	10	5.5	50	Chain Adjuster bolt & Nut	2

ON ROAD BIKE Application

Bike	Year	Part #
HONDA		
CBR250RR	17-20	ZT38-5501
CB650F	17-18	ZT38-5501
CB650R	19-21	ZT38-5501
CBR650F	17-18	ZT38-5501
CBR650R	19-21	ZT38-5501
CBR600RR	09-21	ZT38-5501
CBR1000RR	08-19	ZT38-5501
X-ADV	17-21	ZT38-5501
YAMAHA		
MT09	14-21	ZT38-5501
MT09TRACER/TRACER900	18-21	ZT38-5501
XSR900	16-21	ZT38-5501
FZ1	06-15	ZT38-5501
FZ10	17	ZT38-5501
MT10	17-21	ZT38-5501
YZF-R6	17-20	ZT38-5501
YZF-R1/M	04-21	ZT38-5501
KAWASAKI		
NINJA400	14-17	ZT38-5501
VERSYS650	07-21	ZT38-5501
VERSYS1000/SE	12-21	ZT38-5501
Z900	18-21	ZT38-5501
Z900RS	18-21	ZT38-5501
Z900RS CAFÉ	18-21	ZT38-5501
ZX-6R	09-21	ZT38-5501
ZX-10R	11-21	ZT38-5501
SUZUKI		
GSX-R600	00-19	ZT38-5501
GSX-R750	00-19	ZT38-5501
GSX-R1000	01-22	ZT38-5501
GSX-S1000	17-22	ZT38-5501
GSX-S1000F	17-20	ZT38-5501
V-STROM1000	02-19	ZT38-5501
V-STROM1050	20-21	ZT38-5501
HAYABUSA	08-22	ZT38-5501
KTM		
690 DUKE	08-16	ZT38-7501
990 SUPER DUKE	06-13	ZT38-7501
990 SUPERMOTO	08-12	ZT38-7501
1050 ADVENTURE	15-16	ZT38-7501
1190 ADVENTURE	13-16	ZT38-7501
1190 RC8/R	08-12	ZT38-7501
1290 SUPER ADVENTURE	15-16	ZT38-7501

ZETA WASHER

- Made of CNC machined Ti-6AL-4V
- Excellent accuracy, unlike common press machine punched washers.
- Reduce weight by replacing with titanium washers, as well as increasing strength, improved visual appeal.
- Lineup for the high frequency of use M6 , M8 and M10.

Part #	Size	Inner diameter	Outer diameter	Thickness
ZT20-1061	M6	6.4	12	1.6
ZT20-1081	M8	8.4	16	1.6
ZT20-1101	M10	10.4	20	2.1





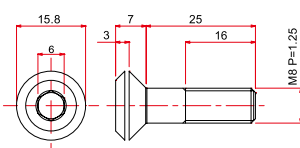
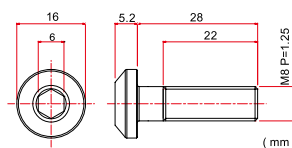
Bike	Year	Part No.
HONDA		
CR80R/R/II	96-02	ZT34-2504N
CR85R/R/II	03-07	ZT34-2504N
CR125R/250R	92-07	ZT34-2506N
CRF150R/II	07-22	ZT34-2504N
CRF250R	04-22	ZT34-2506N
CRF450R	02-22	ZT34-2506N
CRF250RX	19-22	ZT34-2506N
CRF450RX	17-22	ZT34-2506N
CRF450L	19-20	ZT34-2506N
CRF450RL	21-22	ZT34-2506N
CRF250X	04-17	ZT34-2506N
CRF450X	05-22	ZT34-2506N
CRF50F	04-14	ZT34-2504N
CRF70F/80F/100F	04-12	ZT34-2504N
CRF125F	14-22	ZT34-2504N
CRF150F/230F	03-11	ZT34-2506N
CRF250F	19-22	ZT34-2506N
CRM50/80	94-98	ZT34-2504N
CRM250AR	97-98	ZT34-2506N
TLM220R	90-93	ZT34-2504N
XR50R	00-03	ZT34-2504N
XR70R	97-03	ZT34-2504N
XR80R	85-03	ZT34-2504N
XR100R	90-03	ZT34-2504N
XR250R	96-04	ZT34-2506N
XR400R	96-06	ZT34-2506N
XR650R	00-07	ZT34-2506N
SL230	97-04	ZT34-2506N
XR230	05-13	ZT34-2506N
XR250	95-07	ZT34-2506N
XR250 BAJA	95-04	ZT34-2506N
XR230 MOTARD	08-13	ZT34-2506N
XR250 MOTARD	03-07	ZT34-2506N
XR230	05-13	ZT34-2506N
XR250	95-07	ZT34-2506N
XR250 BAJA	95-04	ZT34-2506N
XR230 MOTARD	08-13	ZT34-2506N
XR250 MOTARD	03-07	ZT34-2506N
YAMAHA		
YZ65	18-22	ZT34-2504N
YZ80/LW	93-01	ZT34-2504N
YZ85/LW	02-21	ZT34-2504N
YZ125/250	90-22	ZT34-2506N
YZ250F	01-22	ZT34-2506N
YZ400F	98-99	ZT34-2506N
YZ426F	00-02	ZT34-2506N
YZ450F	03-22	ZT34-2506N
YZ125X	17-22	ZT34-2506N
YZ250X	16-22	ZT34-2506N
YZ250FX	15-22	ZT34-2506N
YZ450FX	16-22	ZT34-2506N
WR250F	01-22	ZT34-2506N
WR400F	98-00	ZT34-2506N
WR426F	01-02	ZT34-2506N
WR450F	03-22	ZT34-2506N
WR250R/X	07-20	ZT34-2706N
KAWASAKI		
KX125/250	89-08	ZT34-2506N
KX250F	04-18	ZT34-2506N
KX250/450	19-22	ZT34-2506N
KX450F	06-18	ZT34-2506N
KLX450R	08-15	ZT34-2506N
KX250X/450X	21-22	ZT34-2506N
KDX125SR	90-99	ZT34-2506N
KDX200SR	90-93	ZT34-2506N
KDX220SR	94-99	ZT34-2506N
KDX250SR	91-94	ZT34-2506N
KDX220R	94-05	ZT34-2506N
KDX250R	91-95	ZT34-2506N
KLX250/ D-TRACKER	98-07	ZT34-2506N
KLX250/ D-TRACKER X	08-20	ZT34-2506N
KLX250ES	94-97	ZT34-2506N
KLX250SR	93-97	ZT34-2506N
KLX300R	96-21	ZT34-2506N
KLX650R	93-96	ZT34-2506N

Bike	Year	Part No.
SUZUKI		
RM80	94-01	ZT34-2504N
RM85/L	02-20	ZT34-2504N
RM125/250	90-08	ZT34-2506N
RMZ250	07-22	ZT34-2506N
RMZ450	05-22	ZT34-2506N
RMX450Z	10-19	ZT34-2506N
RMX250R	96-98	ZT34-2506N
RMX250S	96-98	ZT34-2506N
RH250	84-88	ZT34-2506N
DRZ125/L	03-09	ZT34-2504N
DRZ400	00-04	ZT34-2506N
DRZ400E	00-17	ZT34-2506N
DRZ400S	00-19	ZT34-2506N
DRZ400SM	05-19	ZT34-2506N
DR250S	90-94	ZT34-2506N
DR350S	90-93	ZT34-2506N
DR650SE	96-00	ZT34-2506N
DR800S	91-96	ZT34-2506N
KTM		
85SX	03-22	ZT34-2504N
125SX	01-22	ZT34-2506N
150SX	09-22	ZT34-2506N
250SX	01-22	ZT34-2506N
250SX-F	05-22	ZT34-2506N
350SX-F	11-22	ZT34-2506N
450SX-F	07-22	ZT34-2506N
450SX-R	03-06	ZT34-2506N
125EXC	03-14	ZT34-2506N
200EXC	00-16	ZT34-2506N
250EXC	00-22	ZT34-2506N
300EXC	00-22	ZT34-2506N
250EXC-R	01-06	ZT34-2506N
250EXC-F	07-22	ZT34-2506N
350EXC-F	12-22	ZT34-2506N
400EXC-R	00-05	ZT34-2506N
450EXC-R	03-08	ZT34-2506N
525EXC-R	03-07	ZT34-2506N
400EXC	09-11	ZT34-2506N
450EXC/F	09-22	ZT34-2506N
500EXC/F	12-22	ZT34-2506N
530EXC	09-11	ZT34-2506N
150XC	12-18	ZT34-2506N
300XC-W	12-22	ZT34-2506N
FREERIDE 250R	14-17	ZT34-2504N
FREERIDE 350	12-17	ZT34-2504N
450SMR	05-14	ZT34-2506N
690ENDURO/R	08-14	ZT34-2506N
690SMC/R	08-14	ZT34-2506N

ZETA SPROCKET BOLT & NUT SET

- Titanium sprocket bolt and nut set, lighter than OEM sprocket bolts and nuts.
- Rust and stain resistant due to passive film on titanium material.
- Sprocket bolt set and bolt & nut set available.

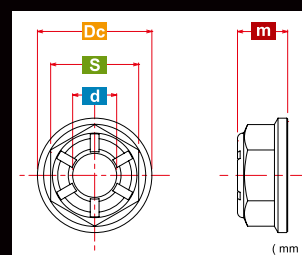
Part #	qty	Bolt Type	Description
ZT11-0825	1	COUNTER SUNK	Sprocket Bolt
ZT34-2504N	4	COUNTER SUNK	Sprocket Bolt & Nut
ZT34-2506N	6	COUNTER SUNK	Sprocket Bolt & Nut
ZT11-1828	1	PAN HEAD	Sprocket Bolt
ZT34-2706N	6	PAN HEAD	Sprocket Bolt & Nut


COUNTER SUNK Dimensions
ZT11-0825

PAN HEAD Dimensions
ZT11-1828


ZETA SPROCKET NUT SET

- Titanium sprocket flange lock nut set.
- One size smaller size nut head for reduced weight.
- Lighter than OEM sprocket nuts,
- Nut sizes available : M8, M10 and M12, comes in 5 pc or 6 pc sets.

Part #	d	S	Dc	m	qty
ZT35-0806	M8 P=1.25	12	16	7.6	6
ZT35-1005	M10 P=1.25	14	19	9.6	5
ZT35-1006	M10 P=1.25	14	19	9.6	6
ZT35-1205	M12 P=1.25	17	23	11.6	5




**ZETA
BRAKE DISC BOLT**

- Titanium brake disc bolts kit.
- Different bolt head design from OE bolts for better workability.
- Available as a kit for specific models.
- Available for sport bikes and off road bikes applications.

Application OFF ROAD BIKE : P233
Application ON ROAD BIKE : P234

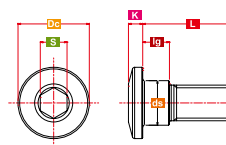
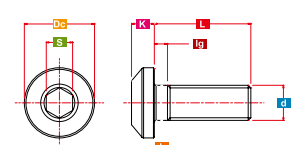
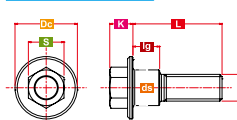
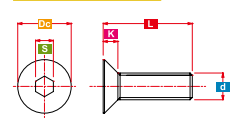
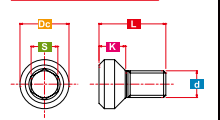
 Front DISC BOLT (YZ250FX)
 Counter Sunk M6 x 14 **ZT31-2636**

 Rear DISC BOLT (KX450F)
 Thin Head 10 mm - M8 x 14.5 **ZT31-3724**

BRAKE DISC BOLT SIZE

Type	Part #	d	S	Dc	K	ds	lg	L	qty
Thin Head φ8-M6×15	ZT10-3141	M6 P=1.0	5	14	3	8	23	15	1
	ZT31-3144	M6 P=1.0	5	14	3	8	23	15	4
	ZT31-3146	M6 P=1.0	5	14	3	8	23	15	6
Thin Head φ9-M6×14	ZT10-3421	M6 P=1.0	5	13	2.8	9	2.5	14	1
	ZT31-3424	M6 P=1.0	5	13	2.8	9	2.5	14	4
	ZT31-3426	M6 P=1.0	5	13	2.8	9	2.5	14	6
Thin Head φ10-M8×14.5	ZT10-3721	M8 P=1.25	6	14.8	3.2	10	2.5	14.5	1
	ZT31-3724	M8 P=1.25	6	14.8	3.2	10	2.5	14.5	4
	ZT31-3726	M8 P=1.25	6	14.8	3.2	10	2.5	14.5	6
Thin Head φ10-M8×20	ZT10-3741	M8 P=1.25	6	16	3.2	10	4.5	20	1
	ZT31-3743	M8 P=1.25	6	16	3.2	10	4.5	20	3
	ZT31-3744	M8 P=1.25	6	16	3.2	10	4.5	20	4
Thin Head φ10-M8×20	ZT31-3745	M8 P=1.25	6	16	3.2	10	4.5	20	5
	ZT31-3746	M8 P=1.25	6	16	3.2	10	4.5	20	6
	ZT10-3761	M8 P=1.25	6	16	3.2	10	6	22	1
Thin Head φ10-M8×22	ZT31-3763	M8 P=1.25	6	16	3.2	10	6	22	3
	ZT31-3764	M8 P=1.25	6	16	3.2	10	6	22	4
	ZT31-3765	M8 P=1.25	6	16	3.2	10	6	22	5
Thin Head φ10-M8×28	ZT31-3766	M8 P=1.25	6	16	3.2	10	6	22	6
	ZT10-3781	M8 P=1.25	6	16	3.2	10	9	28	1
	ZT31-3785	M8 P=1.25	6	16	3.2	10	9	28	5
Pan Head φ8-M8×16	ZT10-1621	M8 P=1.25	6	16	5.2	-	2	16	1
	ZT31-1626	M8 P=1.25	6	16	5.2	-	2	16	6
	ZT10-1651	M8 P=1.25	6	16	5.2	-	3	22	1
Pan Head φ8-M8×22	ZT31-1655	M8 P=1.25	6	16	5.2	-	3	22	5
	ZT31-1656	M8 P=1.25	6	16	5.2	-	3	22	6
	ZT10-0521	M6 P=1.0	8	14	5.3	-	2.5	12.5	1
Flange Bolt φ6-M6×12.5	ZT31-0526	M6 P=1.0	8	14	5.3	-	2.5	12.5	6
	ZT10-0231	M6 P=1.0	8	10.5	5.3	-	2	13	1
	ZT31-0234	M6 P=1.0	8	10.5	5.3	-	2	13	4
Flange Bolt φ6-M6×13	ZT31-0236	M6 P=1.0	8	10.5	5.3	-	2	13	6
	ZT10-0261	M6 P=1.0	8	10.5	5.3	-	2	16	1
	ZT31-0263	M6 P=1.0	8	10.5	5.3	-	2	16	3
Flange Bolt φ6-M6×16	ZT31-0264	M6 P=1.0	8	10.5	5.3	-	2	16	4
	ZT31-0265	M6 P=1.0	8	10.5	5.3	-	2	16	5
	ZT31-0266	M6 P=1.0	8	10.5	5.3	-	2	16	6
Flange Bolt φ6-M6×16	ZT03-0616	M6 P=1.0	8	11	5.3	-	2	16	1
	ZT31-5706	M6 P=1.0	8	11	5.3	-	2	16	6
	ZT10-0551	M6 P=1.0	8	13	5.2	-	3	17	1
Flange Bolt φ6-M6×17	ZT31-0554	M6 P=1.0	8	13	5.2	-	3	17	4
	ZT31-0555	M6 P=1.0	8	13	5.2	-	3	17	5
	ZT31-0556	M6 P=1.0	8	13	5.2	-	3	17	6
Flange Bolt φ6-M6×20	ZT03-0620	M6 P=1.0	8	11	5.3	-	2	20	1
	ZT31-5614	M6 P=1.0	8	11	5.3	-	2	20	4
	ZT31-5616	M6 P=1.0	8	11	5.3	-	2	20	6
Flange Bolt&Nut φ6-M6×20	ZT31-5614N #	M6 P=1.0	8	11	5.3	-	2	20	4
	ZT31-5616N #	M6 P=1.0	8	11	5.3	-	2	20	6
	ZT03-0820	M8 P=1.25	10	14	6.8	-	2.5	20	1
Flange Bolt φ8-M8×20	ZT31-4824	M8 P=1.25	10	14	6.8	-	2.5	20	4
	ZT31-4826	M8 P=1.25	10	14	6.8	-	2.5	20	6
	ZT10-0781	M6 P=1.0	8	14	5.2	8	6	20	1
Flange Bolt φ8-M6×20	ZT31-0785	M6 P=1.0	8	14	5.2	8	6	20	5
	ZT31-0786	M6 P=1.0	8	14	5.2	8	6	20	6
	ZT10-0801	M8 P=1.25	10	13.7	6.5	-	3	20	1
Flange Bolt φ8-M8×20	ZT31-3825	M8 P=1.25	10	13.7	6.5	-	3	20	5
	ZT31-3826	M8 P=1.25	10	13.7	6.5	-	3	20	6
	ZT10-0822	M8 P=1.25	10	15.8	5.8	10	6	22	1
Flange Bolt φ10-M8×22	ZT31-0814	M8 P=1.25	10	15.8	5.8	10	6	22	4
	ZT31-0815	M8 P=1.25	10	15.8	5.8	10	6	22	5
	ZT31-0816	M8 P=1.25	10	15.8	5.8	10	6	22	6
Flange Bolt φ10-M8×28	ZT10-0828	M8 P=1.25	10	15.8	5.8	10	9	28	1
	ZT31-0835	M8 P=1.25	10	15.8	5.8	10	9	28	5
	ZT10-2631	M6 P=1.0	6	11	5	-	-	14	1
Counter Sunk M6×14	ZT31-2634	M6 P=1.0	6	11	5	-	-	14	4
	ZT31-2636	M6 P=1.0	6	11	5	-	-	14	6
	ZT10-2651	M6 P=1.0	6	11	6	-	-	18	1
Counter Sunk M6×18	ZT31-2653	M6 P=1.0	6	11	6	-	-	18	3
	ZT31-2654	M6 P=1.0	6	11	6	-	-	18	4
	ZT31-2656	M6 P=1.0	6	11	6	-	-	18	6
Flat Head M6×12	ZT09-6121	M6 P=1.0	4	12	3.3	-	-	12	1
	ZT31-6124	M6 P=1.0	4	12	3.3	-	-	12	4
	ZT09-6161	M6 P=1.0	4	12	3.3	-	-	16	1
Flat Head M6×16	ZT31-6163	M6 P=1.0	4	12	3.3	-	-	16	3
	ZT31-6166	M6 P=1.0	4	12	3.3	-	-	16	6
	ZT09-6201	M6 P=1.0	4	12	3.3	-	-	20	1
Flat Head M6×20	ZT31-6203	M6 P=1.0	4	12	3.3	-	-	20	3

With nut

Thin Head

Pan Head

Flange Bolt

Flat Head

Countersunk


OFF-ROAD DISC BOLT SET

Bike	Year	Part #	
		FRONT	REAR
HONDA			
CR80R/85R/R/II	96-07	ZT31-0554	ZT31-0554
	95-01	ZT31-5616N #2	ZT31-3764
CR125R/250R	02-07	ZT31-5616N #2	ZT31-5614N #2
CRF150R/II	07-22	ZT31-0554	ZT31-0554
CRF250R	04-22	ZT31-5616N #2	ZT31-5614N #2
CRF450R	02-22	ZT31-5616N #2	ZT31-5614N #2
CRF250RX	19-22	ZT31-5616N #2	ZT31-5614N #2
CRF450RX	17-22	ZT31-5616N #2	ZT31-5614N #2
CRF450L	19-20	ZT31-5616N #2	ZT31-5614N #2
CRF450RL	21-22	ZT31-5616N #2	ZT31-5614N #2
CRF250X	04-17	ZT31-5616N #2	ZT31-5614N #2
CRF450X	05-22	ZT31-5616N #2	ZT31-5614N #2
CRF125F	14-22	ZT31-0554	-
CRF150F/230F	03-11	ZT31-0554	-
CRF250F	19-22	ZT31-0554	ZT31-3764
CRM50/80	94-98	ZT31-0554	ZT31-3764
CRM250R/AR	89-98	ZT31-0554	ZT31-3764
CRF250L/M	12-20	ZT31-0556	ZT31-3764
CRF250L(S)/RALLY(S)	21	ZT31-0556	ZT31-3764
CRF250RALLY	17-21	ZT31-0556	ZT31-3764
CRF300L/RALLY	21	ZT31-0556	ZT31-3764
CRF100L AFRICA TWIN	16-19	ZT31-0556 #1	ZT31-3764
CRF1100L AFRICA TWIN	20	ZT31-0556 #1	ZT31-3764
SL230	97-04	ZT31-0554	ZT31-3764
XR50/100 MOTARD	05-08	ZT31-3763	ZT31-3763
XR230/MOTARD	05-13	ZT31-0554	ZT31-3764
XLR250R/BAJA	88-94	ZT31-0554	ZT31-3764
XR250/BAJA	95-07	ZT31-0554	ZT31-3764
XR250 MOTARD	03-07	ZT31-0554	ZT31-3764
XR250R	90-04	ZT31-0554	ZT31-3764
XR400 MOTARD	05-08	ZT31-0554	ZT31-3764
XR400R	96-06	ZT31-0554	ZT31-3764
XR600R	91-00	ZT31-0554	ZT31-3764
XR650R	00-07	ZT31-0554	ZT31-0554
XR650L	93-20	ZT31-3764	ZT31-3764
XR750 AFRICA TWIN	93-00	ZT31-3764 #1	ZT31-3764
YAMAHA			
YZ65	18-22	-	ZT31-2634
YZ80/85/LW	93-18	ZT31-2653	ZT31-2654
	19-21	ZT31-2653	ZT31-2634
	90-97	ZT31-2656	ZT31-2656
YZ125/250	98-07	ZT31-2656	ZT31-0526
	08-18	ZT31-2636	ZT31-0526
	19-22	ZT31-2636	ZT31-2636
YZ250F	01-07	ZT31-2656	ZT31-0526
	08-18	ZT31-2636	ZT31-0526
	19-22	ZT31-2636	ZT31-2636
YZ400/426/450F	98-07	ZT31-2656	ZT31-0526
YZ450F	08-17	ZT31-2636	ZT31-0526
	18-22	ZT31-2636	ZT31-2636
YZ125X	17-18	ZT31-2636	ZT31-0526
	19-22	ZT31-2636	ZT31-2636
YZ250X	16-18	ZT31-2636	ZT31-0526
	19-22	ZT31-2636	ZT31-2636
YZ250FX	15-18	ZT31-2636	ZT31-0526
	19-22	ZT31-2636	ZT31-2636
YZ450FX	16-18	ZT31-2636	ZT31-0526
	19-22	ZT31-2636	ZT31-2636
WR250F	01-07	ZT31-2656	ZT31-0526
	08-18	ZT31-2636	ZT31-0526
	19-22	ZT31-2636	ZT31-2636
WR400/426/450F	98-07	ZT31-2656	ZT31-0526
	08-18	ZT31-2636	ZT31-0526
WR450F	19-22	ZT31-2636	ZT31-2636
DT200WR	91-94	ZT31-3146	ZT31-3146
DT230LANZA	97-00	ZT31-3146	ZT31-3146
SEROW225SW/WE	93-04	ZT31-0556	ZT31-3743
SEROW250	05-20	ZT31-0556	ZT31-3743
TTR125LW/LWE	00-06	ZT31-3144	-
TTR225/230	99-11	ZT31-0556	-
TT250R/RAID	93-97	ZT31-3146	ZT31-3146
TRICKER	04-18	ZT31-0556	ZT31-3743
WR250R	07-20	ZT31-5706	ZT31-5706
WR250X	07-17	ZT31-1626	ZT31-5706
XT250X	06-17	ZT31-0556	ZT31-3743
XT600E	90-95	ZT31-5706	ZT31-0556
TENERE700	20-21	-	ZT31-3745
KAWASAKI			
KX65	00-22	ZT31-3424	ZT31-3424
KX80/II	87-00	ZT31-6124	ZT31-6124
KX85/II	01-22	ZT31-3426	ZT31-3424
KX100	16-21	ZT31-3426	ZT31-3424
KX112	22	ZT31-3426	ZT31-3424
KX125/250	89-02	ZT31-2634	ZT31-2636
	03-08	ZT31-3424	ZT31-3724
KX250F	04-18	ZT31-3424	ZT31-3724
KX250/450	19-22	ZT31-3424	ZT31-3724

OFF ROAD DISC BOLT SET



OFF-ROAD DISC BOLT SET

Bike	Year	Part #	
		FRONT	REAR
KAWASAKI			
KX450F	06-18	ZT31-3424	ZT31-3724
KLX450R	08-15	ZT31-3424	ZT31-3724
KX250X/450X	21-22	ZT31-3424	ZT31-3724
D-TRACKER125	10-15	ZT31-3726	ZT31-3726
KLX125	10-16	ZT31-3726	ZT31-3726
KLX150BF	16	ZT31-3726	ZT31-3726
D-TRACKER/X	98-16	ZT31-3724	ZT31-3726
KDX125SR	90-99	ZT31-3724	ZT31-3726
KDX200SR	90-93	ZT31-3724	ZT31-3726
KDX220SR	94-99	ZT31-3724	ZT31-3726
KDX220R	94-05	ZT31-3724	ZT31-3726
KDX250R/SR	91	ZT31-3724	ZT31-3726
	92-95	ZT31-2634	ZT31-3726
KLX250	98-20	ZT31-3724	ZT31-3726
KLX250ES	94-97	ZT31-3724	ZT31-3726
KLX250SR	93-97	ZT31-3724	ZT31-3726
KLX250R/300R	93-07	ZT31-2634	ZT31-3726
KLX300R	20-21	ZT31-3724	ZT31-3726
SUPER SHERPA	97-08	ZT31-3726	-
KLX650	93-96	ZT31-3724	ZT31-3726
	93-96	ZT31-2634	ZT31-3726
	14-17	ZT31-0234	ZT31-0264
450SMR	05-13	ZT31-0266	ZT31-0236
690ENDURO/R	08-13	ZT31-0236	ZT31-0236
SUZUKI			
RM80/85/L	94-20	ZT31-6203 #3	ZT31-6124
	88-95	ZT31-6166	ZT31-6166
RM125/250	96-05	ZT31-2656	ZT31-2656
	06-08	ZT31-2656	ZT31-0236
RMZ250	07-22	ZT31-3424	ZT31-3724
RMZ450	05-22	ZT31-3424	ZT31-3724
RMX450Z	10-19	ZT31-3424	ZT31-3724
DRZ125L	03-09	ZT31-6203 #3	-
	89-95	ZT31-6166	ZT31-6166
RMX250R/S	96-98	ZT31-2656	ZT31-2656
SX125R/200R	85-91	ZT31-3744	-
TS125R/200R	89-97	ZT31-3744	-
DJEBEL125/200	93-06	ZT31-3744	-
DR250R/RX	95-05	ZT31-6166	ZT31-3744
DR250S/350S	90-94	ZT31-3744	-
DR650SE	96-00	ZT31-3746	ZT31-3746
DR800S	91-96	ZT31-3746	ZT31-3746
DRZ400/E/S	00-19	ZT31-2656	ZT31-2656
DRZ400SM	05-19	ZT31-2656	ZT31-2656
KTM			
50SX	07-13	ZT31-0234	ZT31-0265
	14-22	ZT31-0234	ZT31-0264
	02-05	ZT31-6163 #3	ZT31-0234
65SX	06-19	ZT31-0263 #3	ZT31-0264
	20-22	-	ZT31-0264
85SX	03-22	ZT31-0234	ZT31-0264
125SX/250SX	01-22	ZT31-0236	ZT31-0236
150SX	09-22	ZT31-0236	ZT31-0236
250SX-F	05-22	ZT31-0236	ZT31-0236
350SX-F	11-22	ZT31-0236	ZT31-0236
450SX-R	03-06	ZT31-0236	ZT31-0236
450SX-F	07-22	ZT31-0236	ZT31-0236
125EXC	03-14	ZT31-0236	ZT31-0236
200/250/300EXC	00-22	ZT31-0236	ZT31-0236
250EXC-R	01-06	ZT31-0236	ZT31-0236
250EXC-F	07-22	ZT31-0236	ZT31-0236
350EXC-F	12-22	ZT31-0236	ZT31-0236
400EXC-R	00-05	ZT31-0236	ZT31-0236
400EXC	09-11	ZT31-0236	ZT31-0236
450EXC-R	03-08	ZT31-0236	ZT31-0236
450EXC/F	09-22	ZT31-0236	ZT31-0236
500EXC/F	12-22	ZT31-0236	ZT31-0236
525EXC-R	03-07	ZT31-0236	ZT31-0236
530EXC	09-11	ZT31-0236	ZT31-0236
150XC	12-18	ZT31-0236	ZT31-0236
300XC-W	12-22	ZT31-0236	ZT31-0236
FREERIDE 250R	14-17	ZT31-0234	ZT31-0264
	12-13	ZT31-0234	ZT31-0234
FREERIDE 350	14-17	ZT31-0234	ZT31-0264
	05-13	ZT31-0266	ZT31-0236
450SMR	05-13	ZT31-0266	ZT31-0236
690ENDURO/R	08-13	ZT31-0236	ZT31-0236

#1 Quantity of front discs for one side.
 #2 With lock nut. Without nut, ZT31-5616 (6 qty), ZT31-5614 (4 qty)
 #3 Disc bolts only. ZT21-1061 (lock nut) is required for installation
 * [-] No drum brake, or no special with configuration.
 * The following compatibility table is for sales part number of common models, if model is not shown on the table, please check OEM size prior to purchasing.
 * Apply locktight when installing disc bolts.

STREET DISC BOLT SET

< Front disc, quantity for one side >



ON-ROAD DISC BOLT SET

Bike	Year	Part #	
		FRONT	REAR
SUZUKI			
GSX1400	01-06	ZT31-3785	ZT31-3785
		ZT31-0835	ZT31-3785
GSX1300R HAYABUSA	99-07	ZT31-3785	ZT31-3785
		ZT31-0835	ZT31-3785
	08-19	ZT31-3765	ZT31-3766
		ZT31-0815	ZT31-3766
GSX1300 B-KING	08	ZT31-3765	ZT31-3766
BANDIT1250/F/S	07-16	ZT31-3765	ZT31-3765
		ZT31-0815	ZT31-3765
V-STROM1000/XT	17	ZT31-3765	ZT31-3764
GSX-S1000F	15-20	ZT31-0786	ZT31-3765
GSX-S1000	15-21	ZT31-0786	ZT31-3765
GSX-R1000/R	01-04	ZT31-3785	ZT31-3785
	05-08	ZT31-3765	ZT31-3765
	09-22	ZT31-0786	ZT31-3765
GSX-R750	06-07	ZT31-3765	ZT31-3765
	08-19	ZT31-0786	ZT31-3765
GSX-R600	06-07	ZT31-3765	ZT31-3765
	08-19	ZT31-0786	ZT31-3765
DUCATI			
DIAVEL/DARK/CARBON	11-18	ZT31-3825	-
1299 PANIGALE/S/R	15-17	ZT31-3825	-
1199 PANIGALE/S/R	12-15	ZT31-3825	-
959 PANIGALE	16-17	ZT31-3825	-
899 PANIGALE	14-15	ZT31-3825	-
SS 1000/DS	03-06	ZT31-3826	-
MONSTER 1200/S/R	14-18	ZT31-3825	-
MONSTER 821/DARK	15-18	ZT31-3825	-
MULTISTRADA 1200/S/PIKES	10-18	ZT31-3825	-
HYPERMOTARD/SP	13-15	ZT31-3825	-
HYPERMOTARD 939/SP	16-18	ZT31-3825	-
STREETFIGHTER 848/S	10-15	ZT31-3825	-
PAUL SMART 1000	06	ZT31-3826	-
GT 1000/TOURING	07-10	ZT31-3826	-
SPORT 1000/S	06-09	ZT31-3826	-
MV AGUSTA			
F4/R/RR	12-16	ZT31-3825	-
F3 800/RC	15-16	ZT31-3825	-
F3 675	15-16	ZT31-3825	-
BRUTALE 1090 RR	13-16	ZT31-3825	-
DRAGSTAR 800/RR	15-16	ZT31-3825	-
BRUTALE 800/RR	13-16	ZT31-3825	-
BRUTALE 675	12-14	ZT31-3825	-
TURISMO VELOCE 800	15-16	ZT31-3825	-
RIVALE 800	13-16	ZT31-3825	-
STRADALE 800	15-16	ZT31-3825	-

#1 Same shape as the stock
 [-] No drum brake, or no special with configuration.
 * The following compatibility table is for sales part number of common models, if model is not shown on the table, please check OEM size prior to purchasing.
 * Apply locktight when installing disc bolts.

ON-ROAD DISC BOLT SET

Bike	Year	Part #	
		FRONT	REAR
HONDA			
CB1300SF / BOLD'OL	05-13	ZT31-0556	ZT31-3766
	14-19	ZT31-0555	ZT31-3766
X-4	97-03	ZT31-0556	ZT31-3766
VFR1200F	10-17	ZT31-0556	ZT31-3745
CB1100	10-20	ZT31-0555	ZT31-3765
CBR1100XX	97-06	ZT31-0556	ZT31-3766
CBR1000RR	04-16	ZT31-0556	ZT31-3764
	17-19	ZT31-0555	ZT31-3764
VTR1000F	97-06	ZT31-0556	ZT31-3764
CBR954RR	02-03	ZT31-0556	ZT31-3764
CBR929RR	00-01	ZT31-0556	ZT31-3764
CB900F HORNET	02-07	ZT31-0556	ZT31-3764
NC750S/X	14-21	ZT31-3765	ZT31-3765
NC700S/X	12-17	ZT31-3765	ZT31-3765
CBR600RR	03-21	ZT31-0556	ZT31-3764
CBR250RR	17	ZT31-4826	ZT31-3764
	18-20	-	ZT31-3764
YAMAHA			
XJR1300	98-02	ZT31-1656	ZT31-1656
	03-15	ZT31-0786	ZT31-1656
XJR1200	96-97	ZT31-1656	ZT31-1656
FZ1-S FAZER	08-14	ZT31-0785	ZT31-3745
FZ1-N	08-12	ZT31-0785	ZT31-3745
FZ10	17	ZT31-0785	ZT31-3745
MT-10	17-21	ZT31-0785	ZT31-3745
YZF-R1	04-14	ZT31-0785	ZT31-3745
YZF-R1/M	15-21	ZT31-0785	ZT31-3745
TDM900	02-12	ZT31-0786	ZT31-1656
FZ09	14-17	ZT31-0785	ZT31-3745
MT-09	14-21	ZT31-0785	ZT31-3745
XSR900	16-21	ZT31-0785	ZT31-3745
FZ8/FAZER8	11-17	ZT31-0785	ZT31-1655
FZ07	15-17	ZT31-0785	ZT31-3745
MT-07	14-21	ZT31-0785	ZT31-3745
XSR700	18-21	ZT31-0785	ZT31-3745
YZF-R6	03-04	ZT31-0786	ZT31-3745
	06-20	ZT31-0785	ZT31-3745
XJ6 DIVERSION F	09-16	ZT31-0786	ZT31-1655
XJ6	09-16	ZT31-0786	ZT31-1655
MT-25/3	17-18	ZT31-1655	ZT31-1653
YZF-R25/R3	15-18	ZT31-1655	ZT31-1653
KAWASAKI			
1400GTR	08-16	ZT31-3765	ZT31-3764
ZZR1400	06-17	ZT31-3765	ZT31-3764
		ZT31-0815	ZT31-3764
ZZR1200	02-05	ZT31-3765	ZT31-3765
ZX-12R	00-06	ZT31-3765	ZT31-3764
ZRX1200 DAEG	09-16	ZT31-3765	ZT31-3764
ZRX1200	01-07	ZT31-3765	ZT31-3765
ZRX1100	96-00	ZT31-3765	ZT31-3765
ZZR1100D	93-00	ZT31-3765	ZT31-3764
ZEPHYR1100	92-06	ZT31-3765	ZT31-3766
ZX-10R	04-20	ZT31-3765	ZT31-3764
NINJA1000	11-19	ZT31-3765	ZT31-3764
		ZT31-0815	ZT31-3764
NINJA1000SX	20-21	ZT31-3765	ZT31-3764
		ZT31-0815	ZT31-3764
Z1000	03-21	ZT31-3765	ZT31-3764
		ZT31-0815	ZT31-3764
VERSYS1000/SE	15-21	ZT31-3765	ZT31-3764
GPZ900R	93-99	ZT31-3765	ZT31-3766
Z900	18-21	ZT31-3765	ZT31-3764
Z900RS/ CAFÉ	18-22	ZT31-3765	ZT31-3764
NINJA400	18-22	ZT31-3765	ZT31-3763
NINJA250	13-22	ZT31-3765	ZT31-3763
ZX-25R	21-22	ZT31-3765	ZT31-3764

DISTRIBUTORS

Region	Country	Customer	Website
Africa	South Africa	Langston Racing Imports South Africa	langstonmotorsports.co.za
Asia	China	Green Trails Sports	lvdaocp.tmall.com
Asia	Korea	PLOT KOREA	plotkorea.com
Asia	Korea	KR MOTORSPORTS	krmotors.co.kr
Asia	Taiwan	A Race International Co., Ltd.	arace.com.tw/web/Home/Index?key=573652965599
Central America	Guatemala	VRC	motoshopvrc.com
Europe	Austria	AUNER	auner.at
Europe	Bulgaria	Bobl MX	bobimx.com
Europe	Czech	MTZ MOTOTECHNIKA	mototechnika.cz
Europe	France	BUD Racing	bud-racing.com/fr
Europe	France	SDG DISTRIBUTION	sdgdistribution.fr/en
Europe	France	DIAM	irod.fr
Europe	France	BtoBMoto	btobmoto.fr
Europe	Germany	DIRTFREAK Germany (Moto Studio)	dirtfreak.de
Europe	Greece	J.ZORZOPOULOS LTD	tzortzopoulos.gr
Europe	Hungary	MxGuards	mxguards.com
Europe	Iceland	NITRO	nitro.is
Europe	Italy	RINOLFI	rinolfi.it
Europe	Latvia	Vilders	vilders.lv
Europe	Netherlands	HOCO PARTS	hocoparts.com
Europe	Norway	RUCO	ruco.no
Europe	Poland	MEFO Sport Polska	mefo.pl
Europe	Portugal	MULTIMOTO MOTOR PORTUGAL	multimoto.pt
Europe	Russia	FOKSMOTO	foks-moto.ru
Europe	Russia	PILOT MOTO RUSSIA	pilotmoto.ru
Europe	Russia	1RMC	1rmc.ru
Europe	Spain	Totimport	totimport.com
Europe	Spain	Mundo Talio	talio.net
Europe	Sweden	EMX Racing AB	portal.emx.se/sv46
Europe	UK	MADISON	madison.co.uk
Europe	Ukraine	Motoequip company	zeta-racing.com.ua
Middle East	Israel	OFNOIT LTD	facebook.com/ofnoit
Middle East	United Arab Emirates	SRG Motorsports	srg-motorsports.com
North America	Canada	Kimpex	kimpex.com/en-ca/home
North America	USA	Western Power Sports	wps-inc.com
North America	USA	Langston motorsports	langston-motorsports.com
Oceania	Australia	Steve Cramer Products	stevecramerproducts.com
Oceania	New Zealand	Northern Accessories	northern.co.nz
South America	Argentina	BYCAP	bycap.com.ar/#/home
South America	Brazil	Jarva Imports	jarvainports.com.br
South America	Chile	PALMAX	palmax.cl
South East Asia	Indonesia	Ardians MX shop	ardiansmx.com/home
South East Asia	Indonesia	PT VARIASI MX	vmx.id
South East Asia	Malaysia	RGC SDN. BHD	rgcsb.com
South East Asia	Philippines	FREAK TECH MOTORCYCLE TRADING	facebook.com/freaktechmotorcycletrading
South East Asia	Singapore	Ideal Motor Sport Pte Ltd	idealmotorsport.com.sg
South East Asia	Thailand	Dirt Shop Thailand	dirtshopthailand.com/default.aspx
South East Asia	Cambodia	MX ASIA COMPANY Ltd	mxasiaco.com

Web Site and Social Media



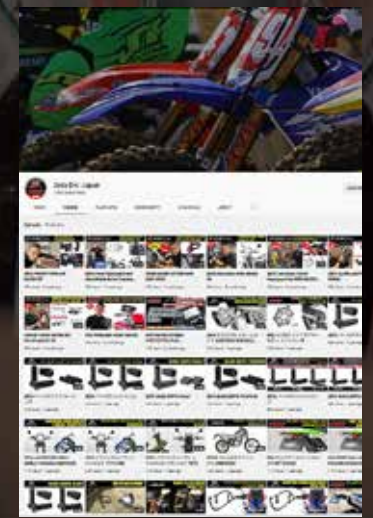

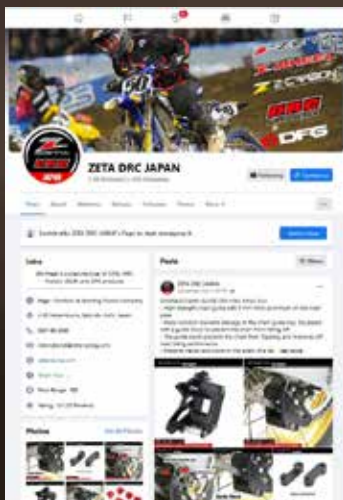
ZETA

WWW.ZETA-RACING.COM



**DRG
HARDWARE**

WWW.DRCPRODUCTS.COM



zeta_drc_japan



DIRTFREAK

2-30 Nakamizuno Seto Aichi 489-0005 JAPAN

PHONE : 81-561-86-8390

FAX : 81-561-86-8302 Printed in china DF00-2022



4 547836 435669